

Kansas Profile

Why State Grants Matter

State grant programs have the potential to make college possible for many students who could not otherwise afford to enroll. Grant policies vary widely across states in terms of their funding levels, whether they are based on financial or academic criteria or a combination of the two, and which students and institutions are eligible.

Kansas Residents

29%

of Kansas residents have a B.A. degree

84%

of Kansas students attend an in-state college

\$46,229

Median household income in Kansas (2010)

Colleges in Kansas – Grants, Funding and Tuition

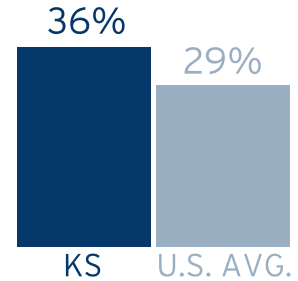
\$17,516,175

in student aid funds disbursed by

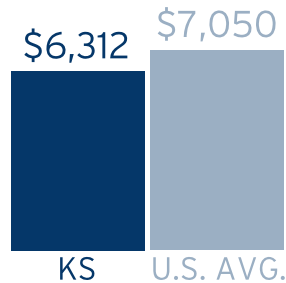
3

state grant programs.

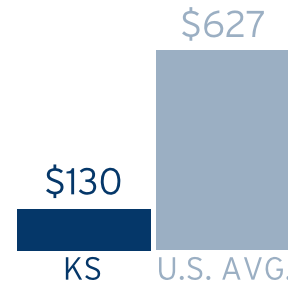
% funding of publics from state/local gov, 2008-2009



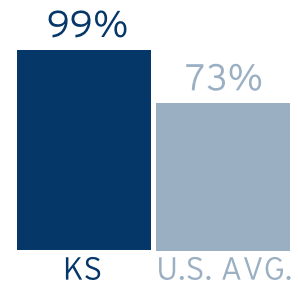
Tuition and fees, four-year public colleges, 2009-2010



Avg. state grant aid per student, 2009-2010



% grant aid based on need, 2009-2010



Largest Two Grant Programs in Kansas

(See Appendix B of the full report for a complete listing of grant programs)

Kansas Comprehensive Grant

<i>Funds disbursed:</i>	<i>Number of recipients:</i>	<i>% of dollars disbursed by sector:</i>	
\$16,395,672	10,682	PUBLIC	8%
<i>% of all state grants:</i>	<i>Avg. aid per recipient:</i>	PRIVATE	92%
94%	\$1,535	FOR-PROFIT	0%
<i>Eligibility criteria:</i>			
Financial			

Kansas State Scholarship

<i>Funds disbursed:</i>	<i>Number of recipients:</i>	<i>% of dollars disbursed by sector:</i>	
\$1,000,503	970	PUBLIC	78%
<i>% of all state grants:</i>	<i>Avg. aid per recipient:</i>	PRIVATE	22%
6%	\$1,031	FOR-PROFIT	0%
<i>Eligibility criteria:</i>			
Financial, Academic			