

Iowa Profile

Why State Grants Matter

State grant programs have the potential to make college possible for many students who could not otherwise afford to enroll. Grant policies vary widely across states in terms of their funding levels, whether they are based on financial or academic criteria or a combination of the two, and which students and institutions are eligible.

Iowa Residents

24%

of Iowa residents have a B.A. degree

86%

of Iowa students attend an in-state college

\$49,177

Median household income in Iowa (2010)

Colleges in Iowa – Grants, Funding and Tuition

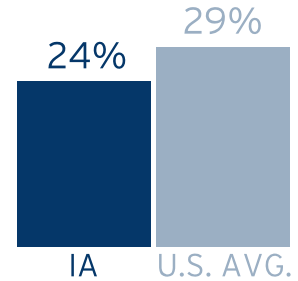
\$53,016,435

in student aid funds disbursed by

4

state grant programs.

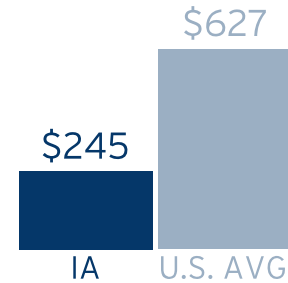
% funding of publics from state/local gov, 2008-2009



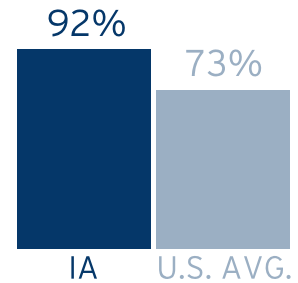
Tuition and fees, four-year public colleges, 2009-2010



Avg. state grant aid per student, 2009-2010



% grant aid based on need, 2009-2010



Largest Two Grant Programs in Iowa

(See Appendix B of the full report for a complete listing of grant programs)

Iowa Tuition Grant Program

<i>Funds disbursed:</i>	<i>Number of recipients:</i>	<i>% of dollars disbursed by sector:</i>	
\$46,443,782	17,745	PUBLIC	0%
<i>% of all state grants:</i>	<i>Avg. aid per recipient:</i>	PRIVATE	90%
88%	\$2,617	FOR-PROFIT	10%
<i>Eligibility criteria:</i>			
Financial			

Iowa Vocational-Technical Tuition Grant

<i>Funds disbursed:</i>	<i>Number of recipients:</i>	<i>% of dollars disbursed by sector:</i>	
\$2,478,269	2,912	PUBLIC	100%
<i>% of all state grants:</i>	<i>Avg. aid per recipient:</i>	PRIVATE	0%
5%	\$851	FOR-PROFIT	0%
<i>Eligibility criteria:</i>			
Financial			