

Illinois Profile

Why State Grants Matter

State grant programs have the potential to make college possible for many students who could not otherwise afford to enroll. Grant policies vary widely across states in terms of their funding levels, whether they are based on financial or academic criteria or a combination of the two, and which students and institutions are eligible.

Illinois Residents

29%

of Illinois residents have a B.A. degree

76%

of Illinois students attend an in-state college

\$50,761

Median household income in Illinois (2010)

Colleges in Illinois – Grants, Funding and Tuition

\$396,406,955


in student aid funds disbursed by

5

state grant programs.

% funding of publics from state/local gov, 2008-2009

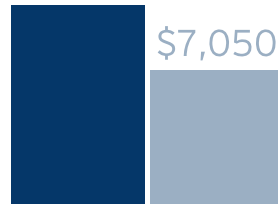
29% 29%



IL U.S. AVG.

Tuition and fees, four-year public colleges, 2009-2010

\$10,410



IL U.S. AVG.

Avg. state grant aid per student, 2009-2010

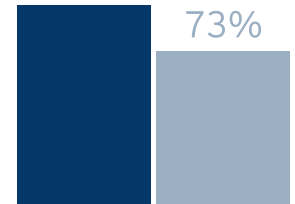
\$727



IL U.S. AVG.

% grant aid based on need, 2009-2010

95%



IL U.S. AVG.

Largest Two Grant Programs in Illinois

(See Appendix B of the full report for a complete listing of grant programs)

Monetary Award Program

<i>Funds disbursed:</i>	<i>Number of recipients:</i>	<i>% of dollars disbursed by sector:</i>	
\$390,465,309	141,380	PUBLIC	53%
<i>% of all state grants:</i>	<i>Avg. aid per recipient:</i>	PRIVATE	41%
99%	\$2,762	FOR-PROFIT	6%
<i>Eligibility criteria:</i>			
Financial			

Silas Purnell Illinois Incentive for Access

<i>Funds disbursed:</i>	<i>Number of recipients:</i>	<i>% of dollars disbursed by sector:</i>	
\$4,718,500	18,874	PUBLIC	82%
<i>% of all state grants:</i>	<i>Avg. aid per recipient:</i>	PRIVATE	13%
1%	\$250	FOR-PROFIT	5%
<i>Eligibility criteria:</i>			
Financial			