

## Hawaii Profile

### Why State Grants Matter

State grant programs have the potential to make college possible for many students who could not otherwise afford to enroll. Grant policies vary widely across states in terms of their funding levels, whether they are based on financial or academic criteria or a combination of the two, and which students and institutions are eligible.

### Hawaii Residents

**29%**

of Hawaii residents have a B.A. degree

**69%**

of Hawaii students attend an in-state college

**\$58,507**

Median household income in Hawaii (2010)

### Colleges in Hawaii – Grants, Funding and Tuition

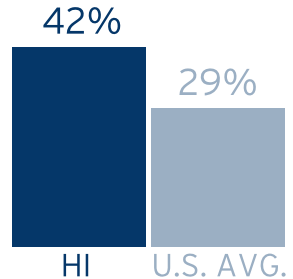
**\$3,408,487**

in student aid funds disbursed by

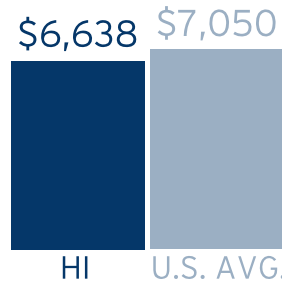
**2**

state grant programs.

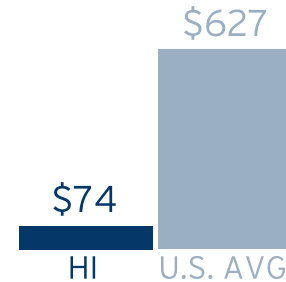
*% funding of publics from state/local gov, 2008-2009*



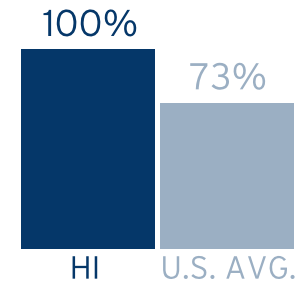
*Tuition and fees, four-year public colleges, 2009-2010*



*Avg. state grant aid per student, 2009-2010*



*% grant aid based on need, 2009-2010*



### Largest Two Grant Programs in Hawaii

(See Appendix B of the full report for a complete listing of grant programs)

#### Hawaii B Plus Scholarship

<i>Funds disbursed:</i>	<i>Number of recipients:</i>	<i>% of dollars disbursed by sector:</i>	
\$2,995,116	1,212	PUBLIC	100%
<i>% of all state grants:</i>	<i>Avg. aid per recipient:</i>	PRIVATE	0%
88%	\$2,471	FOR-PROFIT	0%
<i>Eligibility criteria:</i>			
Financial, Academic			

#### Hawaii State Student Incentive Program

<i>Funds disbursed:</i>	<i>Number of recipients:</i>	<i>% of dollars disbursed by sector:</i>	
\$413,371	346	PUBLIC	86%
<i>% of all state grants:</i>	<i>Avg. aid per recipient:</i>	PRIVATE	14%
12%	\$1,195	FOR-PROFIT	0%
<i>Eligibility criteria:</i>			
Financial			