

Georgia Profile

Why State Grants Matter

State grant programs have the potential to make college possible for many students who could not otherwise afford to enroll. Grant policies vary widely across states in terms of their funding levels, whether they are based on financial or academic criteria or a combination of the two, and which students and institutions are eligible.

Georgia Residents

27%

of Georgia residents have a B.A. degree

81%

of Georgia students attend an in-state college

\$44,108

Median household income in Georgia (2010)

Colleges in Georgia – Grants, Funding and Tuition

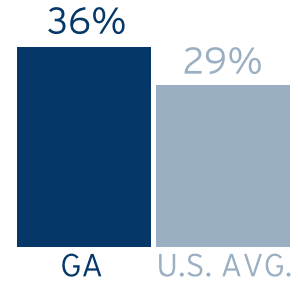
\$672,846,832

in student aid funds disbursed by

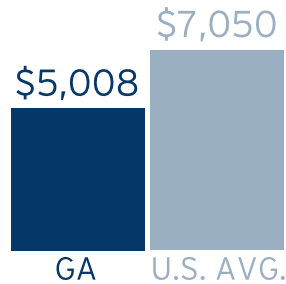
6

state grant programs.

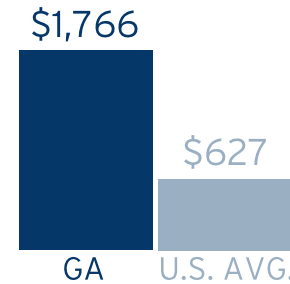
% funding of publics from state/local gov, 2008-2009



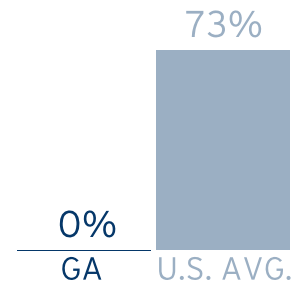
Tuition and fees, four-year public colleges, 2009-2010



Avg. state grant aid per student, 2009-2010



% grant aid based on need, 2009-2010



Largest Two Grant Programs in Georgia

(See Appendix B of the full report for a complete listing of grant programs)

HOPE Scholarship

Funds disbursed:
\$453,950,684

Number of recipients:
117,061

% of dollars disbursed by sector:

% of all state grants:
67%

Avg. aid per recipient:
\$3,878

PUBLIC 90%
PRIVATE 9%
FOR-PROFIT 1%

Eligibility criteria:
Academic

HOPE Grant

Funds disbursed:
\$183,895,626

Number of recipients:
143,268

% of dollars disbursed by sector:

% of all state grants:
27%

Avg. aid per recipient:
\$1,284

PUBLIC 100%
PRIVATE 0%
FOR-PROFIT 0%

Eligibility criteria:
N/A