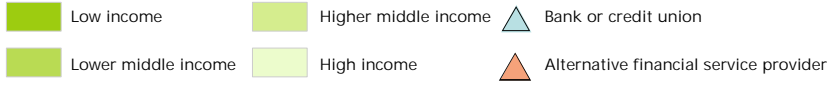


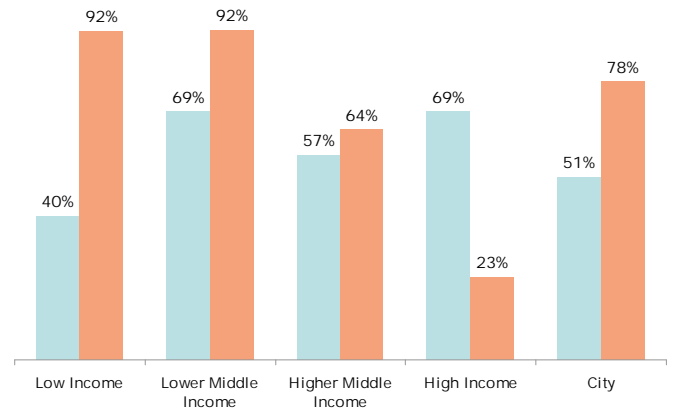
# City Profile: Fresno

## Basic Financial Services Infrastructure (estimates)

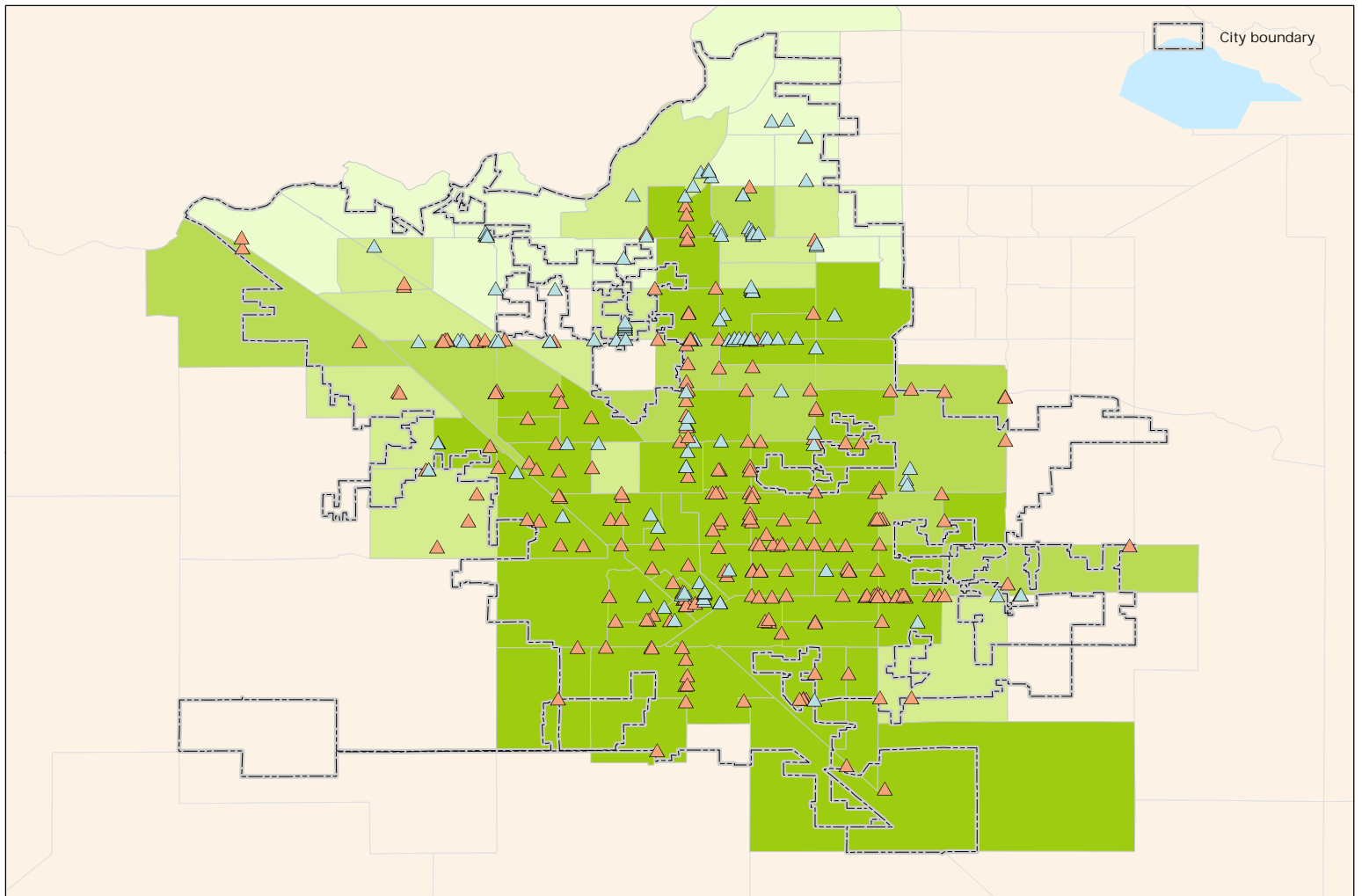
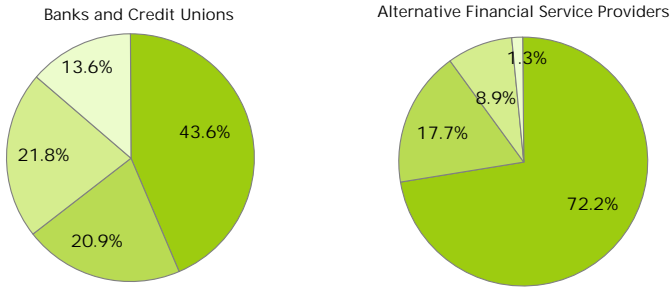
Number of non-bank check cashers	189	Number of payday lenders	82
Total value of checks cashed	\$435,835,351	Total value of payday loans	\$143,268,979
Total fees on checks cashed	\$10,895,884	Total fees on payday loans	\$23,281,209
Number of pawnshops	10	Number of banks and credit unions	110
Total value of pawn loans*	\$2,404,309	Major banks, by number of branches	Bank of America, Union, CitiBank, Wells Fargo, Washington Mutual



Proportion of Neighborhoods Containing a Financial Services Branch, by Neighborhood Income



## Distribution of Financial Services Branches, by Neighborhood Income



Brookings analysis of data from the California Department of Corporations, the California Department of Justice, the Federal Deposit Insurance Corporation, infoUSA, and the U.S. Census Bureau. The estimates in these analyses were generated using the best available data, but should be treated as estimates nonetheless. \*Because we lack reliable data on pawn loan fees, they are not included here. Alternative financial service providers include any non-bank institutions that offer check cashing, payday loans, and/or pawn loans. Neighborhood income represented by census tract. Income groups were determined using national neighborhood income quartiles where median neighborhood income is greater than \$0 (low income is \$37,146 or less; lower middle income is between \$37,147 and \$48,258; higher middle income is between \$48,259 and \$64,190; and high income is \$64,191 or greater). Census tracts that are not fully contained within city boundaries are included in this analysis only if more than half of tract population falls inside the city. Financial services data are current as of 2006; neighborhood income data are from 1999 and have been adjusted to 2006 dollars using the Bureau of Labor Statistics' CPI Research Series.