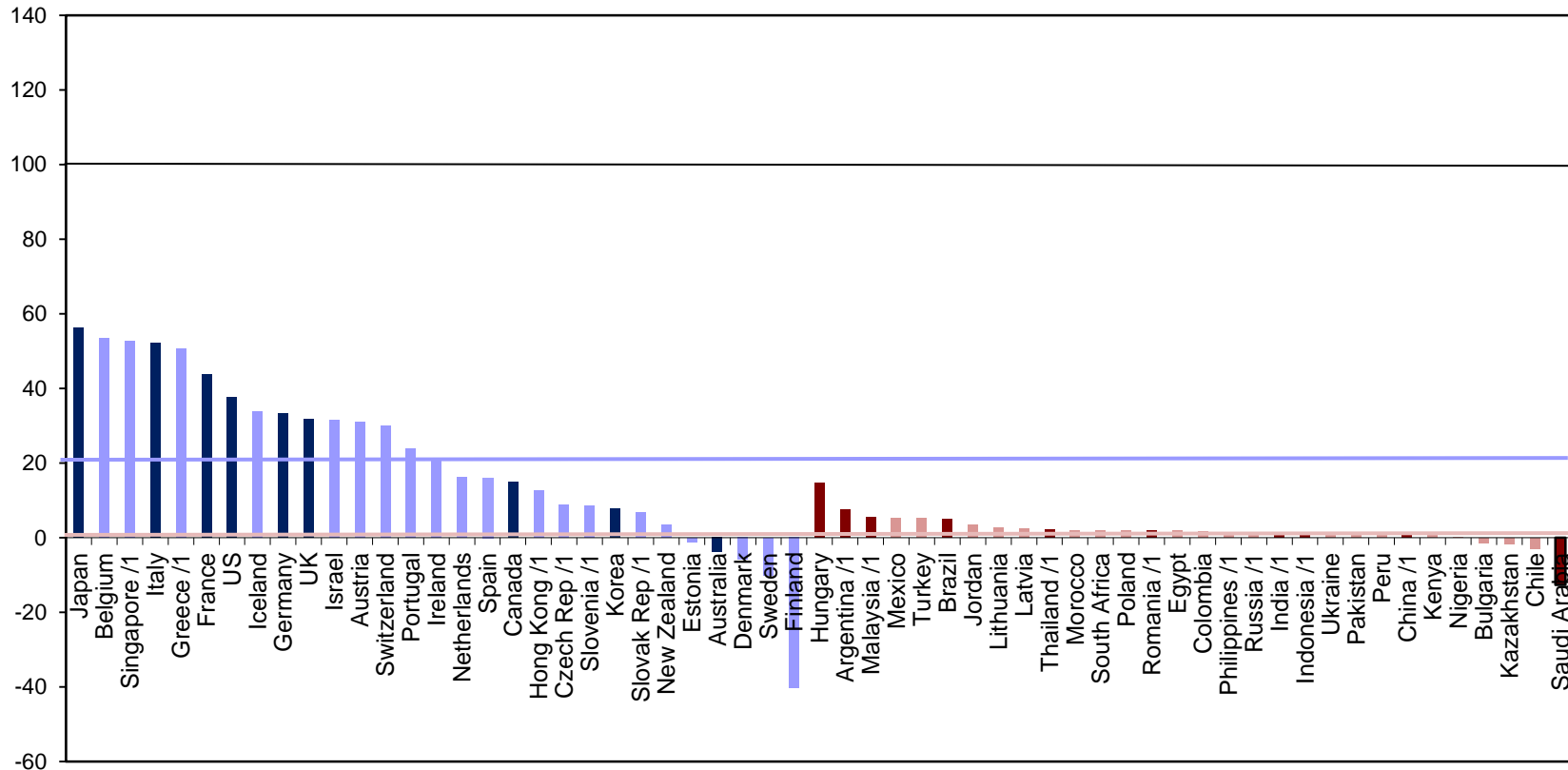


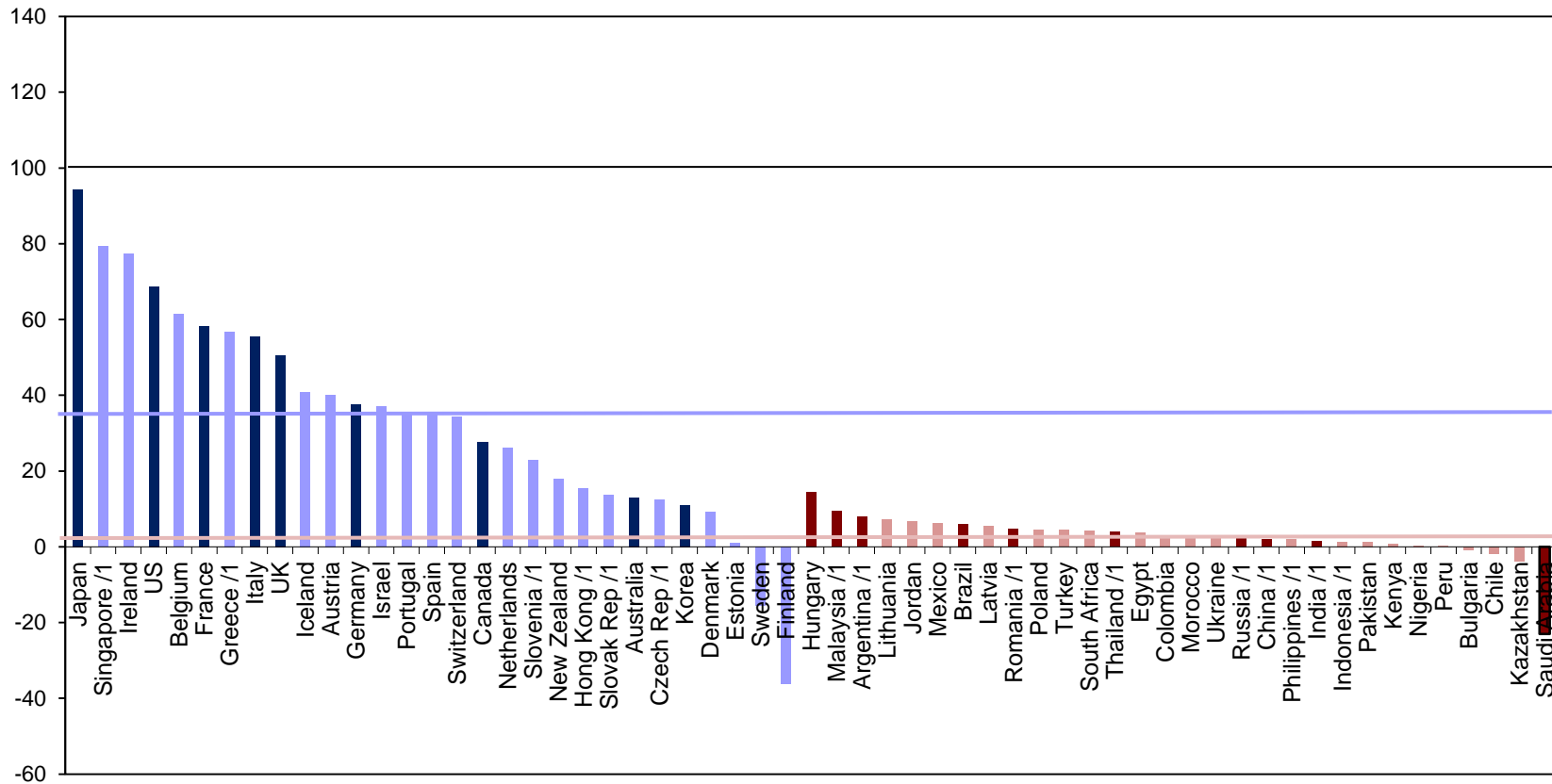
**Net Debt Per Working-Age Person: 2008
(US dollars, thousands)**



Source: IMF Fiscal Monitor, April 2013; ILO Economically Active Population Estimates and Projections, October 2011

Notes: The darker bars indicate G-20 countries. The solid lines show medians for the advanced economies (blue) and emerging markets (maroon). Gross debt data are used for the following countries that do not report net debt data: Advanced Economies -- Czech Republic, Greece, Hong Kong SAR, Singapore, Slovak Republic and Slovenia; Emerging Market Economies -- Argentina, China, India, Indonesia, Malaysia, Philippines, Romania, Russia and Thailand. Norway, which has a large negative net debt position, is excluded from this figure.

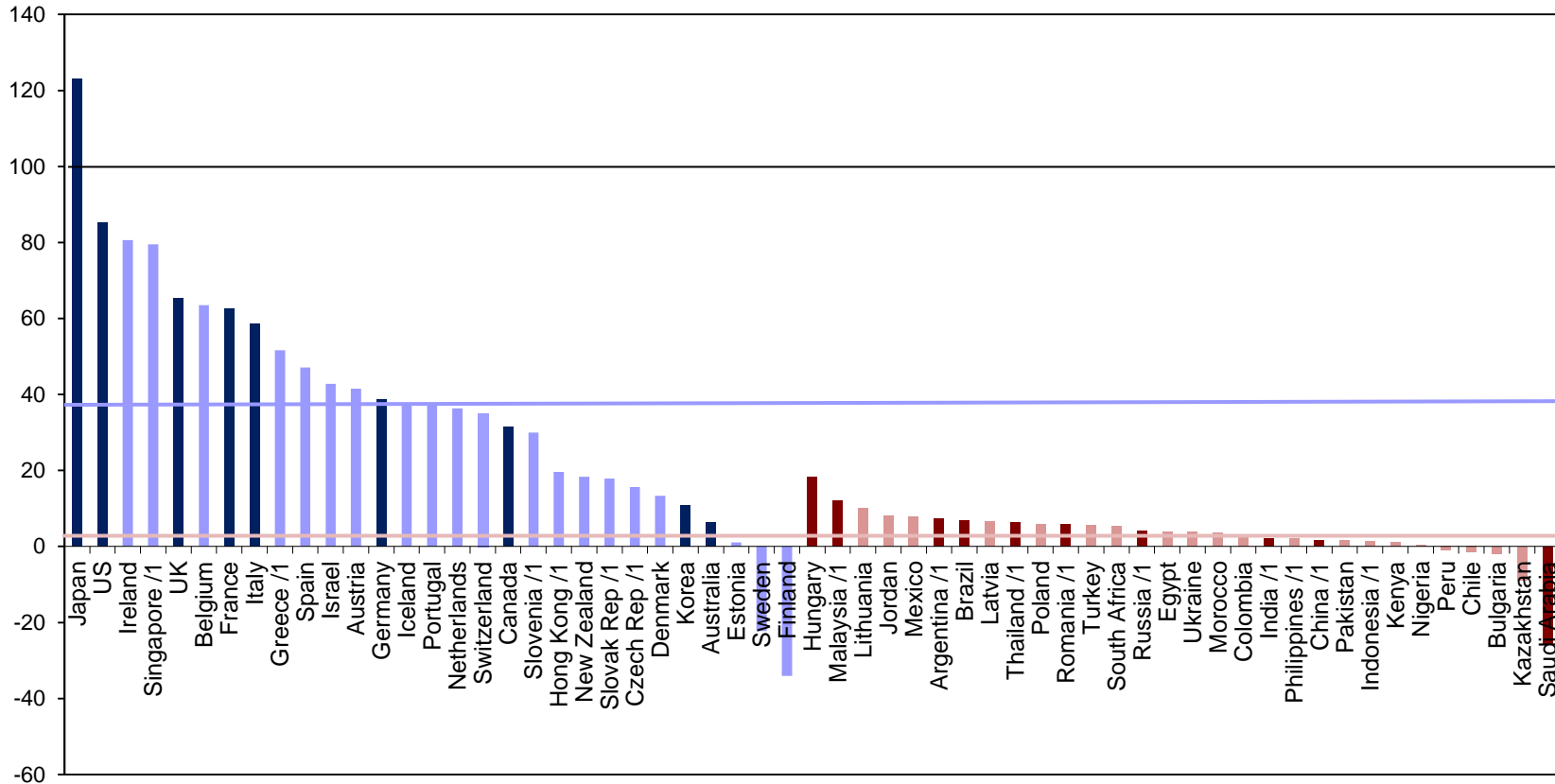
Net Debt Per Working-Age Person: 2013 (US dollars, thousands)



Source: IMF Fiscal Monitor, April 2013; ILO Economically Active Population Estimates and Projections, October 2011

Notes: The darker bars indicate G-20 countries. The solid lines show medians for the advanced economies (blue) and emerging markets (maroon). Gross debt data are used for the following countries that do not report net debt data: Advanced Economies -- Czech Republic, Greece, Hong Kong SAR, Singapore, Slovak Republic and Slovenia; Emerging Market Economies -- Argentina, China, India, Indonesia, Malaysia, Philippines, Romania, Russia and Thailand. Norway, which has a large negative net debt position, is excluded from this figure.

**Net Debt Per Working-Age Person: 2018
(US dollars, thousands)**



Source: IMF Fiscal Monitor, April 2013; ILO Economically Active Population Estimates and Projections, October 2011

Notes: The darker bars indicate G-20 countries. The solid lines show medians for the advanced economies (blue) and emerging markets (maroon). Gross debt data are used for the following countries that do not report net debt data: Advanced Economies -- Czech Republic, Greece, Hong Kong SAR, Singapore, Slovak Republic and Slovenia; Emerging Market Economies -- Argentina, China, India, Indonesia, Malaysia, Philippines, Romania, Russia and Thailand. Norway, which has a large negative net debt position, is excluded from this figure.