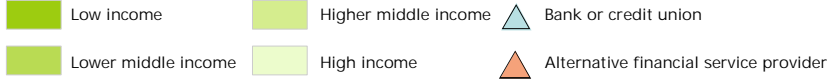


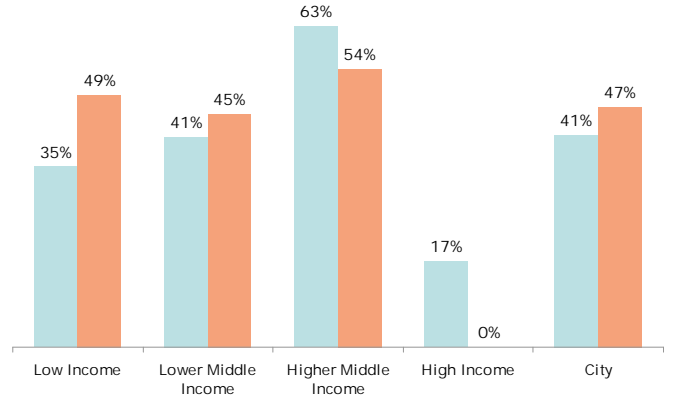
City Profile: El Paso

Basic Financial Services Infrastructure (estimates)

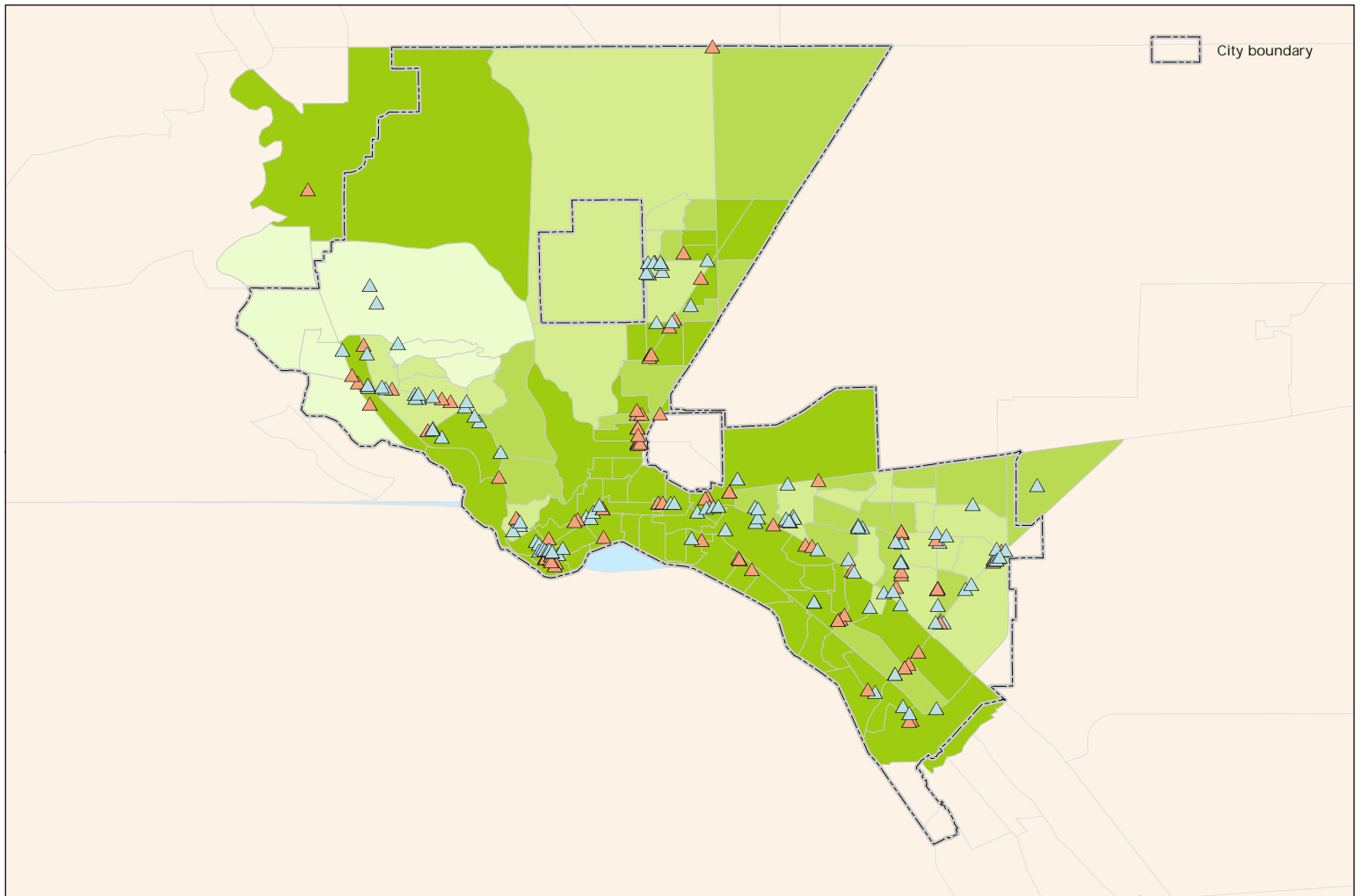
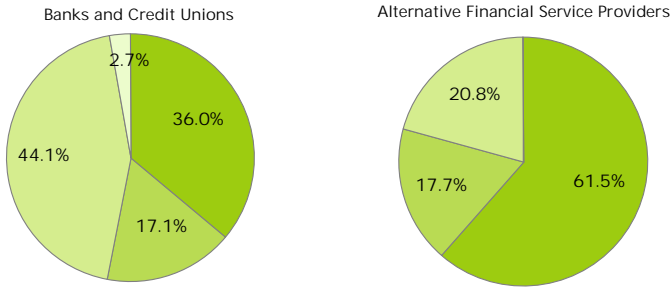
Number of non-bank check cashers	61	Number of payday lenders	59
Total value of checks cashed	\$140,666,436	Total value of payday loans	\$103,083,777
Total fees on checks cashed	\$3,516,661	Total fees on payday loans	\$16,751,114
Number of pawnshops	40	Number of banks and credit unions	111
Total value of pawn loans*	\$9,617,234	Major banks, by number of branches	Bank of America, Wells Fargo, First National, Chase, State National



Proportion of Neighborhoods Containing a Financial Services Branch, by Neighborhood Income



Distribution of Financial Services Branches, by Neighborhood Income



Brookings analysis of data from the Texas Office of the Consumer Credit Commissioner, the Federal Deposit Insurance Corporation, infoUSA, and the U.S. Census Bureau. The estimates in these analyses were generated using the best available data, but should be treated as estimates nonetheless. *Because we lack reliable data on pawn loan fees, they are not included here. Alternative financial service providers include any non-bank institutions that offer check cashing, payday loans, and/or pawn loans. Neighborhood income represented by census tract. Income groups were determined using national neighborhood income quartiles where median neighborhood income is greater than \$0 (low income is \$37,146 or less; lower middle income is between \$37,147 and \$48,258; higher middle income is between \$48,259 and \$64,190; and high income is \$64,191 or greater). Census tracts that are not fully contained within city boundaries are included in this analysis only if more than half of tract population falls inside the city. Financial services data are current as of 2006; neighborhood income data are from 1999 and have been adjusted to 2006 dollars using the Bureau of Labor Statistics' CPI Research Series.