

## Delaware Profile

### Why State Grants Matter

State grant programs have the potential to make college possible for many students who could not otherwise afford to enroll. Grant policies vary widely across states in terms of their funding levels, whether they are based on financial or academic criteria or a combination of the two, and which students and institutions are eligible.

### Delaware Residents

**27%**

of Delaware residents have a B.A. degree

**69%**

of Delaware students attend an in-state college

**\$55,269**

Median household income in Delaware (2010)

### Colleges in Delaware – Grants, Funding and Tuition

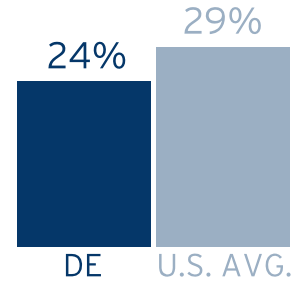
**\$17,830,361**

in student aid funds disbursed by

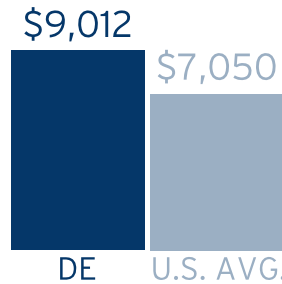
**11**

state grant programs.

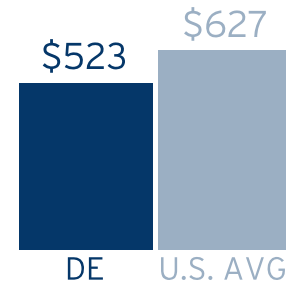
*% funding of publics from state/local gov, 2008-2009*



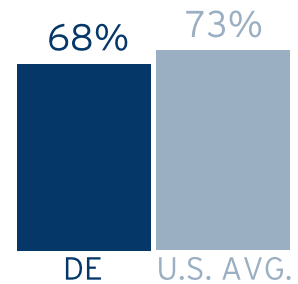
*Tuition and fees, four-year public colleges, 2009-2010*



*Avg. state grant aid per student, 2009-2010*



*% grant aid based on need, 2009-2010*



### Largest Two Grant Programs in Delaware

*(See Appendix B of the full report for a complete listing of grant programs)*

#### Delaware SEED Program

<i>Funds disbursed:</i>	<i>Number of recipients:</i>	<i>% of dollars disbursed by sector:</i>	
<b>\$4,081,033</b>	<b>1,847</b>	PUBLIC	100%
<i>% of all state grants:</i>	<i>Avg. aid per recipient:</i>	PRIVATE	0%
<b>23%</b>	<b>\$2,210</b>	FOR-PROFIT	0%
<i>Eligibility criteria:</i>			
<b>Academic</b>			

#### University of DE Other State Funded Scholarships

<i>Funds disbursed:</i>	<i>Number of recipients:</i>	<i>% of dollars disbursed by sector:</i>	
<b>\$2,903,622</b>	<b>DATA UNAVAILABLE</b>	PUBLIC	100%
<i>% of all state grants:</i>	<i>Avg. aid per recipient:</i>	PRIVATE	0%
<b>16%</b>	<b>DATA UNAVAILABLE</b>	FOR-PROFIT	0%
<i>Eligibility criteria:</i>			
<b>Financial</b>			