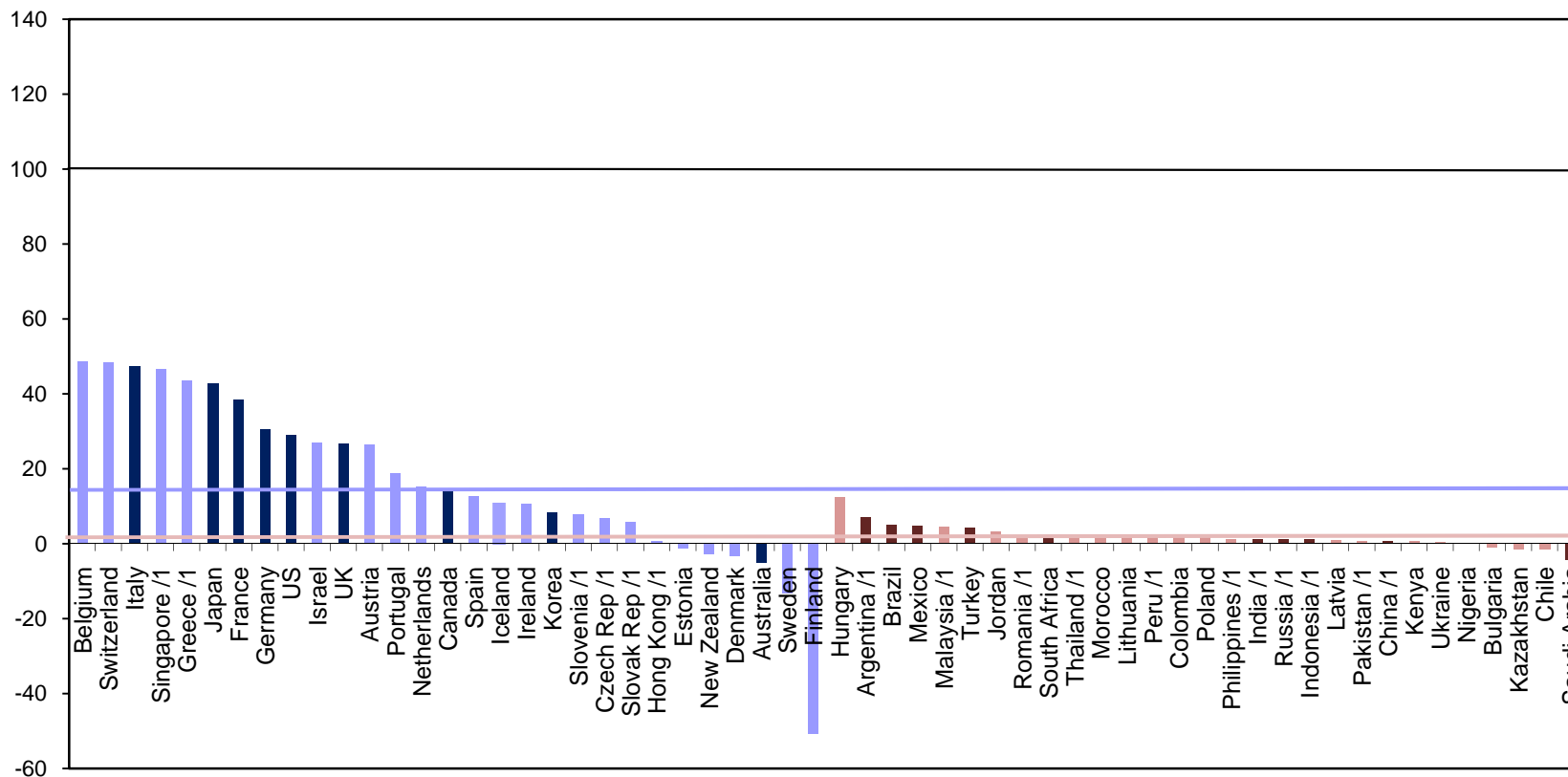


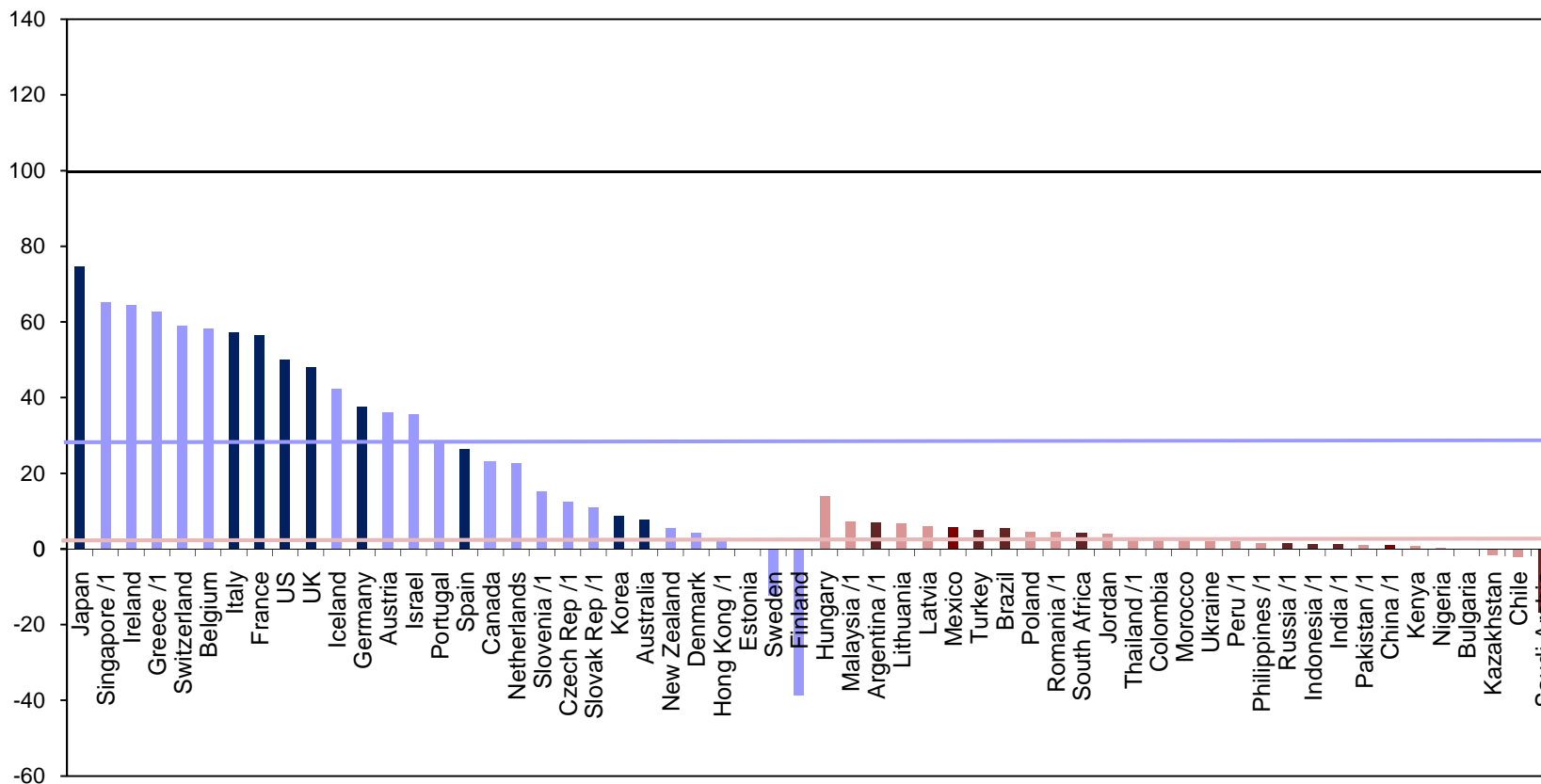
Net Debt Per Working-Age Person: 2007
(US dollars, thousands)



Source: IMF Fiscal Monitor, April 2011 and June 2011 Update; ILO Economically Active Population Estimates and Projections, 2009

Notes: The darker bars indicate G-20 countries. The solid lines show medians for the advanced economies (blue) and emerging markets (maroon). Gross debt data are used for the following countries that do not report net debt data: Advanced Economies -- Czech Republic, Greece, Hong Kong SAR, Singapore, Slovak Republic and Slovenia; Emerging Market Economies -- Argentina, China, India, Indonesia, Malaysia, Pakistan, Peru, Philippines, Romania, Russia and Thailand. Norway, which has a large negative net debt position, is excluded from this figure.

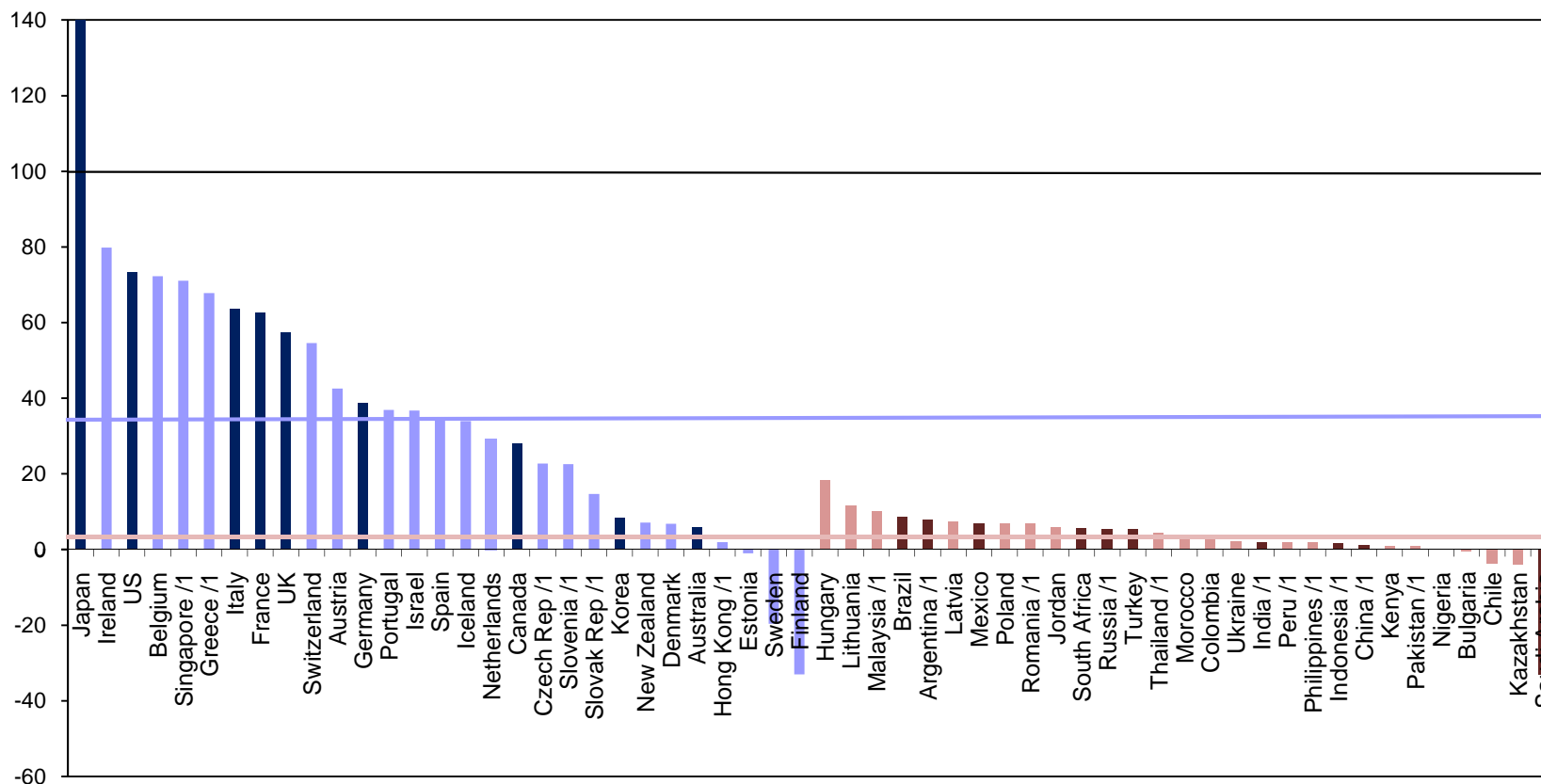
Net Debt Per Working-Age Person: 2011
(US dollars, thousands)



Source: IMF Fiscal Monitor, April 2011 and June 2011 Update; ILO Economically Active Population Estimates and Projections, 2009

Notes: The darker bars indicate G-20 countries. The solid lines show medians for the advanced economies (blue) and emerging markets (maroon). Gross debt data are used for the following countries that do not report net debt data: Advanced Economies -- Czech Republic, Greece, Hong Kong SAR, Singapore, Slovak Republic and Slovenia; Emerging Market Economies -- Argentina, China, India, Indonesia, Malaysia, Pakistan, Peru, Philippines, Romania, Russia and Thailand. Norway, which has a large negative net debt position, is excluded from this figure.

Net Debt Per Working-Age Person: 2016
(US dollars, thousands)



Source: IMF Fiscal Monitor, April 2011 and June 2011 Update; ILO Economically Active Population Estimates and Projections, 2009

Notes: The darker bars indicate G-20 countries. The solid lines show medians for the advanced economies (blue) and emerging markets (maroon). Gross debt data are used for the following countries that do not report net debt data: Advanced Economies -- Czech Republic, Greece, Hong Kong SAR, Singapore, Slovak Republic and Slovenia; Emerging Market Economies -- Argentina, China, India, Indonesia, Malaysia, Pakistan, Peru, Philippines, Romania, Russia and Thailand. Norway, which has a large negative net debt position, is excluded from this figure.