

Connecticut Profile

Why State Grants Matter

State grant programs have the potential to make college possible for many students who could not otherwise afford to enroll. Grant policies vary widely across states in terms of their funding levels, whether they are based on financial or academic criteria or a combination of the two, and which students and institutions are eligible.

Connecticut Residents

35%

of Connecticut residents have a B.A. degree

57%

of Connecticut students attend an in-state college

\$66,452

Median household income in Connecticut (2010)

Colleges in Connecticut – Grants, Funding and Tuition

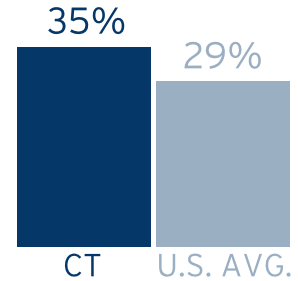
\$135,707,348

in student aid funds disbursed by

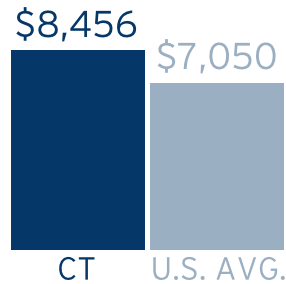
4

state grant programs.

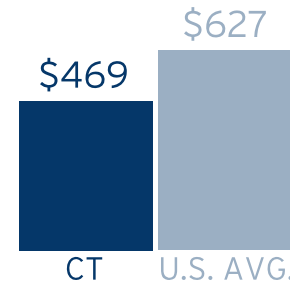
% funding of publics from state/local gov, 2008-2009



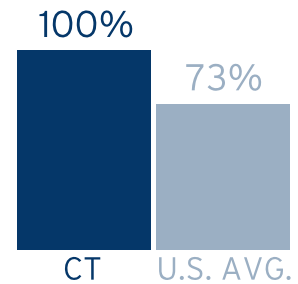
Tuition and fees, four-year public colleges, 2009-2010



Avg. state grant aid per student, 2009-2010



% grant aid based on need, 2009-2010



Largest Two Grant Programs in Connecticut

(See Appendix B of the full report for a complete listing of grant programs)

Tuition Set Aside

Funds disbursed:
\$72,593,099

Number of recipients:
DATA UNAVAILABLE

% of dollars disbursed by sector:

% of all state grants:
53%

Avg. aid per recipient:
DATA UNAVAILABLE

PUBLIC 100%
PRIVATE 0%

Eligibility criteria:
Financial

FOR-PROFIT 0%

CT Aid for Public College Students Grant Program

Funds disbursed:
\$30,208,469

Number of recipients:
16,674

% of dollars disbursed by sector:

% of all state grants:
22%

Avg. aid per recipient:
\$1,812

PUBLIC 100%
PRIVATE 0%

Eligibility criteria:
Financial

FOR-PROFIT 0%