

## California Profile

### Why State Grants Matter

State grant programs have the potential to make college possible for many students who could not otherwise afford to enroll. Grant policies vary widely across states in terms of their funding levels, whether they are based on financial or academic criteria or a combination of the two, and which students and institutions are eligible.

### California Residents

29%

of California residents have a B.A. degree

93%

of California students attend an in-state college

\$54,459

Median household income in California (2010)

### Colleges in California – Grants, Funding and Tuition

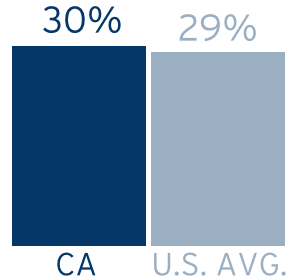
\$1,040,518,000

in student aid funds disbursed by

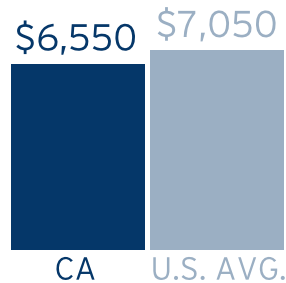
3

state grant programs.

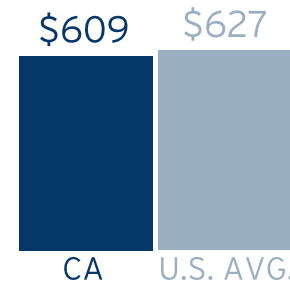
% funding of publics from state/local gov, 2008-2009



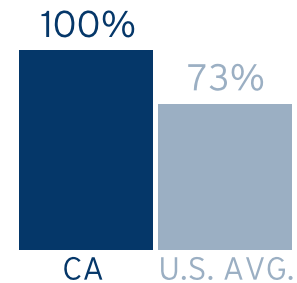
Tuition and fees, four-year public colleges, 2009-2010



Avg. state grant aid per student, 2009-2010



% grant aid based on need, 2009-2010



### Largest Two Grant Programs in California

(See Appendix B of the full report for a complete listing of grant programs)

#### Cal Grant B

Funds disbursed:	Number of recipients:	% of dollars disbursed by sector:
\$596,194,000	149,255	PUBLIC 83%
% of all state grants: 57%	Avg. aid per recipient: \$3,994	PRIVATE 8%
Eligibility criteria: Financial, Academic		FOR-PROFIT 9%

#### Cal Grant A

Funds disbursed:	Number of recipients:	% of dollars disbursed by sector:
\$434,368,000	60,800	PUBLIC 62%
% of all state grants: 42%	Avg. aid per recipient: \$7,144	PRIVATE 31%
Eligibility criteria: Financial, Academic		FOR-PROFIT 7%