

Arizona Profile

Why State Grants Matter

State grant programs have the potential to make college possible for many students who could not otherwise afford to enroll. Grant policies vary widely across states in terms of their funding levels, whether they are based on financial or academic criteria or a combination of the two, and which students and institutions are eligible.

Arizona Residents

25%

of Arizona residents have a B.A. degree

91%

of Arizona students attend an in-state college

\$47,279

Median household income in Arizona (2010)

Colleges in Arizona – Grants, Funding and Tuition

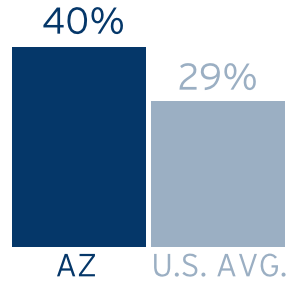
\$18,438,485

in student aid funds disbursed by

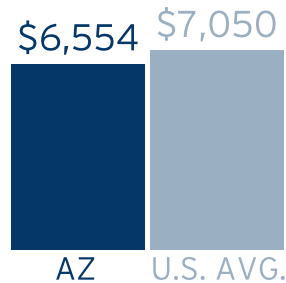
4

state grant programs.

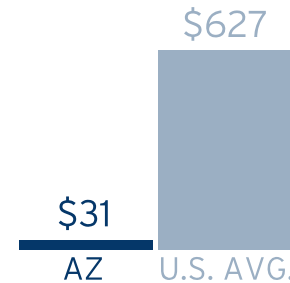
% funding of publics from state/local gov, 2008-2009



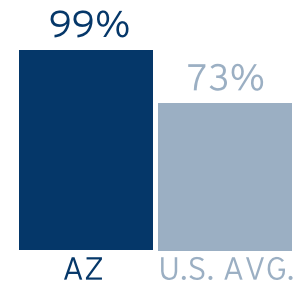
Tuition and fees, four-year public colleges, 2009-2010



Avg. state grant aid per student, 2009-2010



% grant aid based on need, 2009-2010



Largest Two Grant Programs in Arizona

(See Appendix B of the full report for a complete listing of grant programs)

(AFAT) Arizona Financial Aid Trust

Funds disbursed:	Number of recipients:	% of dollars disbursed by sector:	
\$14,130,775	6,651	PUBLIC	100%
% of all state grants: 77%	Avg. aid per recipient: \$2,125	PRIVATE	0%
Eligibility criteria: Financial		FOR-PROFIT	0%

AZ LEAP/SLEAP Program

Funds disbursed:	Number of recipients:	% of dollars disbursed by sector:	
\$3,512,952	3,753	PUBLIC	79%
% of all state grants: 19%	Avg. aid per recipient: \$936	PRIVATE	3%
Eligibility criteria: Financial		FOR-PROFIT	18%