

TIGER: Tracking Indexes for the Global Economic Recovery

by Eswar Prasad and Karim Foda

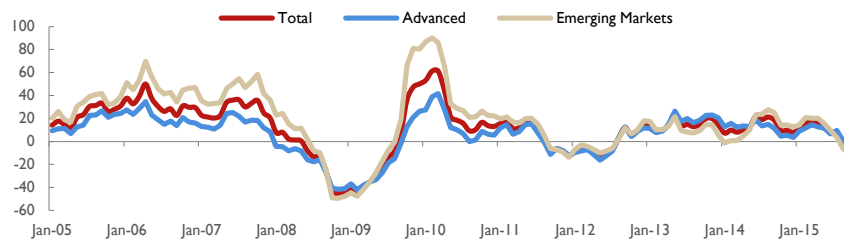
October, 2015

This data is part of a larger Brookings interactive map measuring economic recovery across twenty countries.

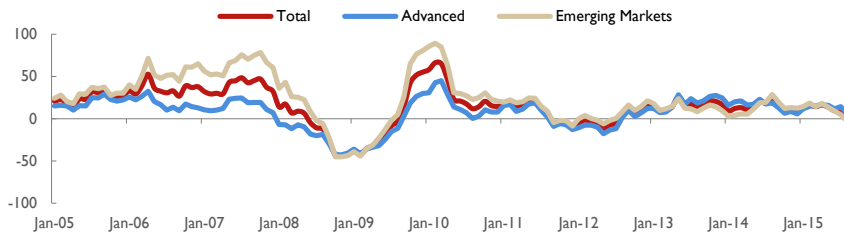
Financial Indicators

Figure 1 - Full Series: Jan. 2005 -- Sep. 2015

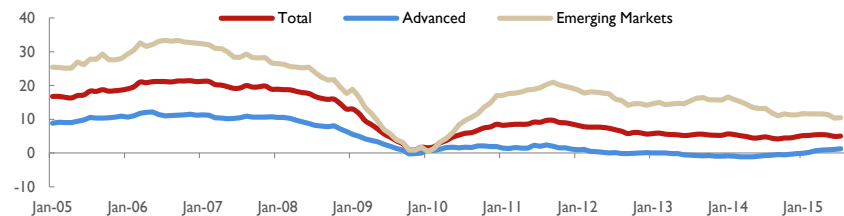
Equity Markets



Stock Market Capitalization



Credit Growth



Emerging Market Bond Spreads





TIGER: Tracking Indexes for the Global Economic Recovery

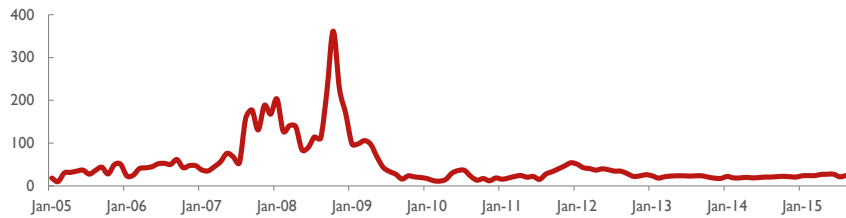
by Eswar Prasad and Karim Foda

October, 2015

Financial Indicators

Figure 1 - Full Series: Jan. 2005 -- Sep. 2015

TED Spread



VIX

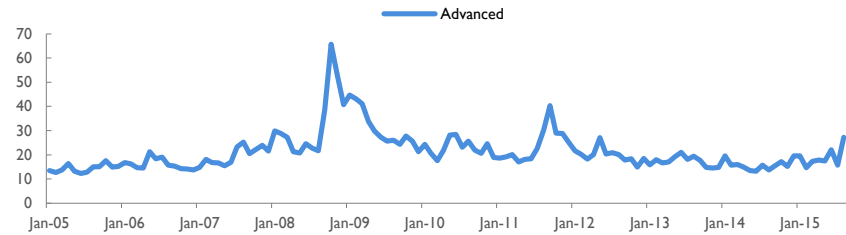
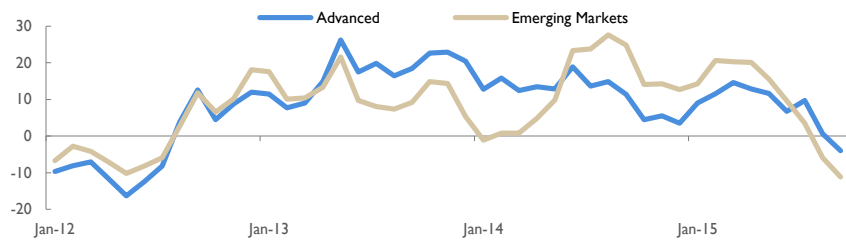
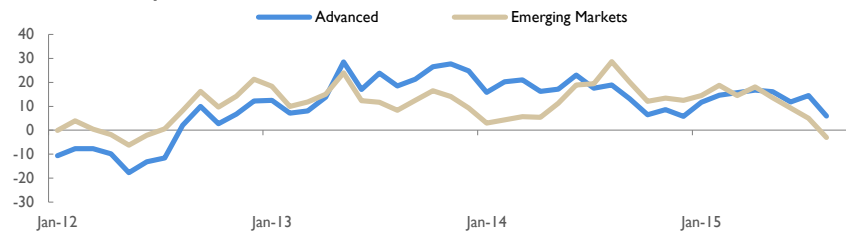


Figure 2 - Recent Snapshot: Jan. 2012 -- Sep. 2015

Equity Markets



Stock Market Capitalization



TIGER: Tracking Indexes for the Global Economic Recovery

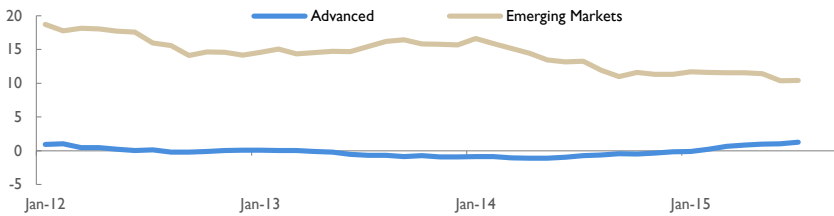
by Eswar Prasad and Karim Foda

October, 2015

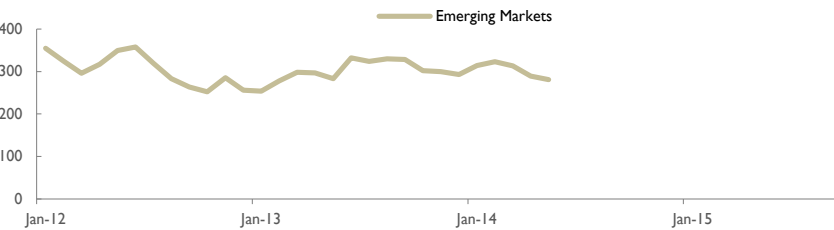
Financial Indicators

Figure 2 - Recent Snapshot: Jan. 2012 -- Sep. 2015

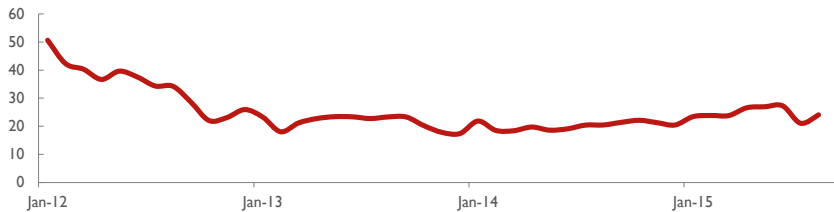
Credit Growth



Emerging Market Bond Spreads



TED Spread



VIX

