

## TIGER: Tracking Indexes for the Global Economic Recovery

by Eswar Prasad, Karim Foda and Arnav Sahu

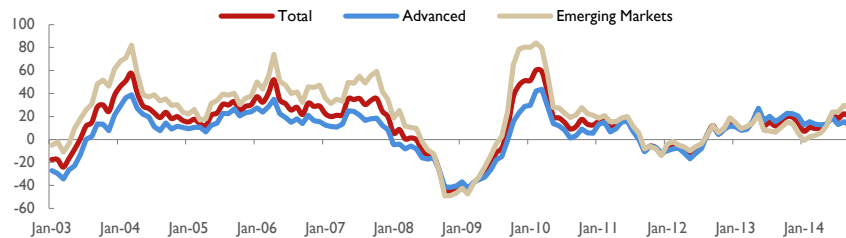
October, 2014

This data is part of a larger Brookings interactive map measuring economic recovery across twenty countries.

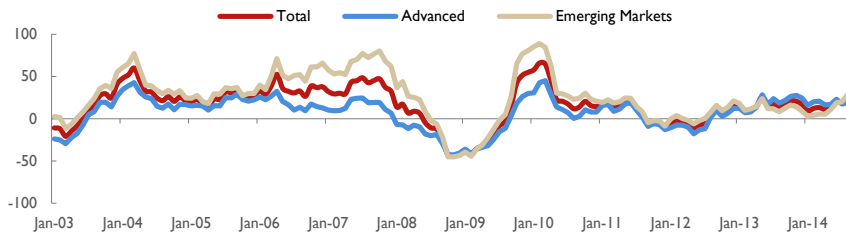
### Financial Indicators

Figure 1 - Full Series: Jan. 2003 -- Sept. 2014

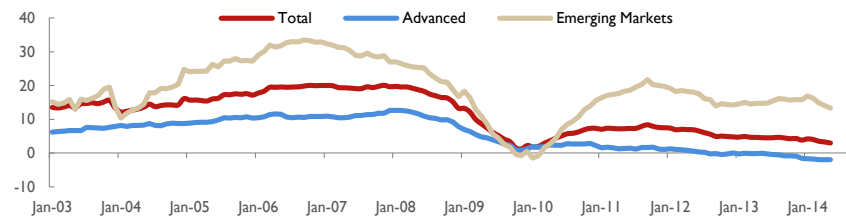
#### Equity Markets



#### Stock Market Capitalization



#### Credit Growth



#### Emerging Market Bond Spreads



## TIGER: Tracking Indexes for the Global Economic Recovery

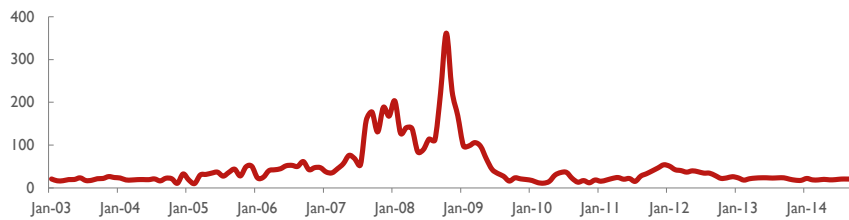
by Eswar Prasad, Karim Foda and Arnav Sahu

October, 2014

### Financial Indicators

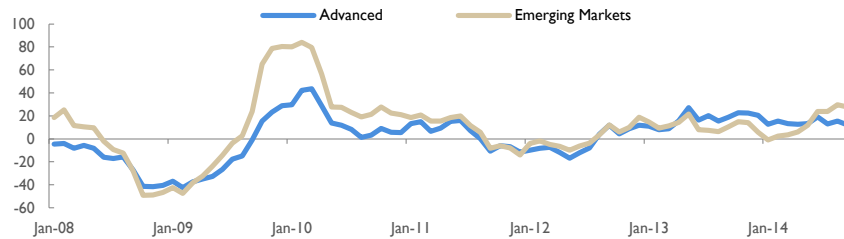
**Figure 1 - Full Series: Jan. 2003 -- Sept. 2014**

#### TED Spread

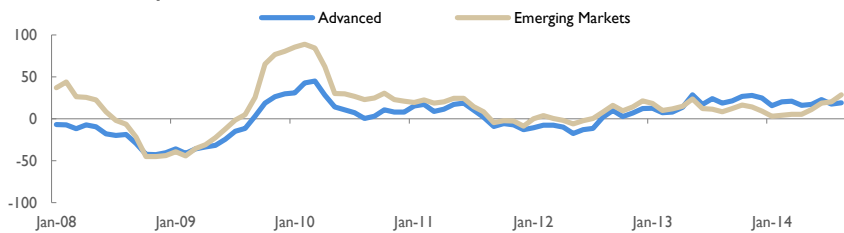


**Figure 2 - Crisis and Recovery Period: Jan. 2008 -- Sept. 2014**

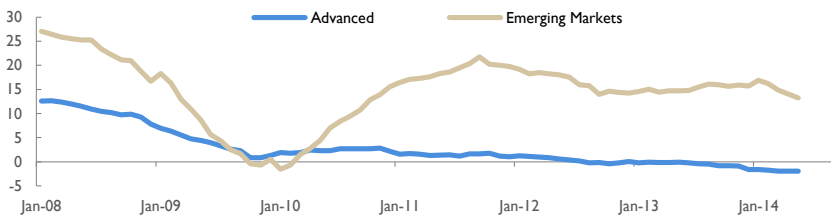
#### Equity Markets



#### Stock Market Capitalization



#### Credit Growth



## TIGER: Tracking Indexes for the Global Economic Recovery

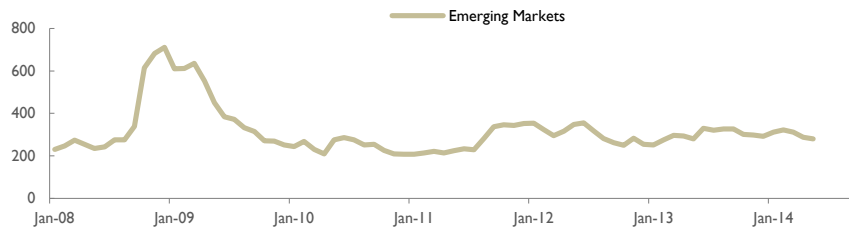
by Eswar Prasad, Karim Foda and Arnav Sahu

October, 2014

### Financial Indicators

**Figure 2 - Crisis and Recovery Period: Jan. 2008 -- Sept. 2014**

**Emerging Market Bond Spreads**



**TED Spread**

