

TIGER: Tracking Indexes for the Global Economic Recovery

by Eswar Prasad, Karim Foda and Arnav Sahu

October, 2013

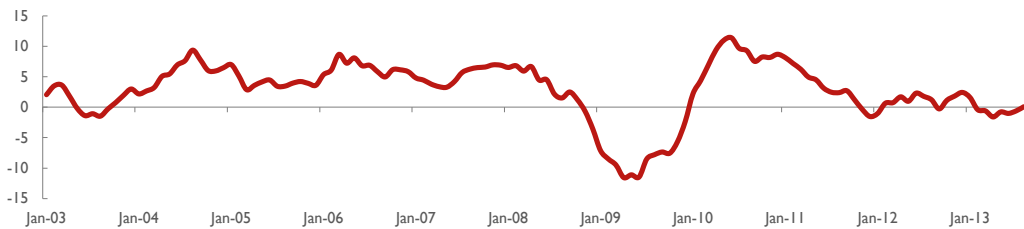
This data is part of a larger Brookings interactive map measuring economic recovery across twenty countries.

Netherlands

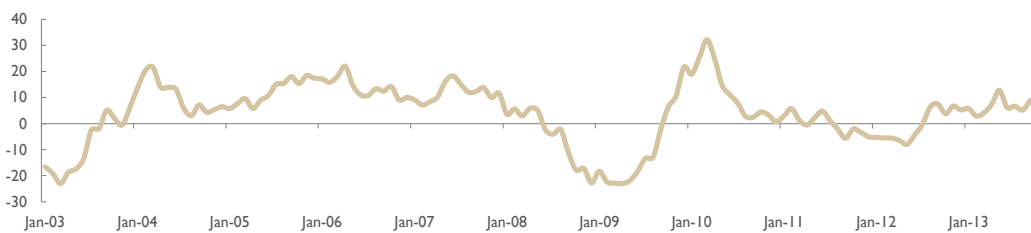
Overall Growth Index



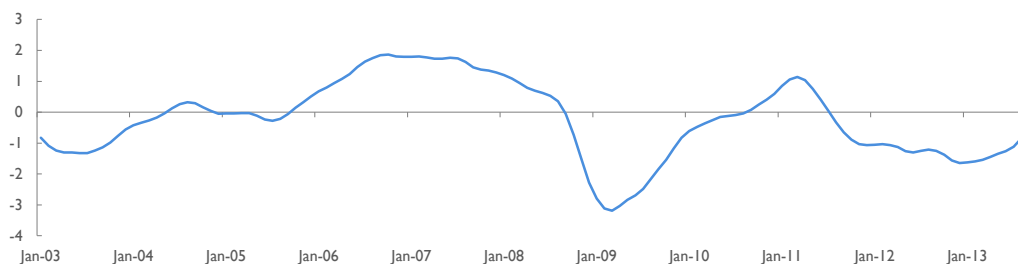
Real Activity Index



Financial Index



Confidence Index



TIGER: Tracking Indexes for the Global Economic Recovery

by Eswar Prasad, Karim Foda and Arnav Sahu

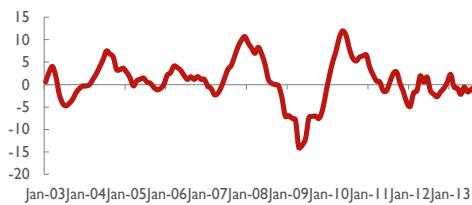
October, 2013

Netherlands

Real Activity Indicators

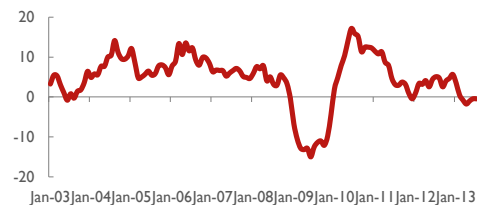
3mma, 12 month growth

Industrial Production



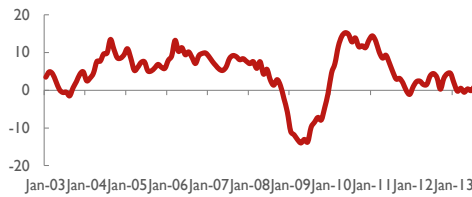
3mma, 12 month growth

Imports



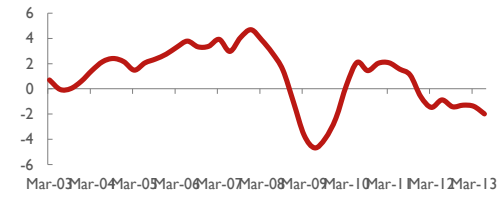
3mma, 12 month growth

Exports



Quarterly, year-over-year real growth

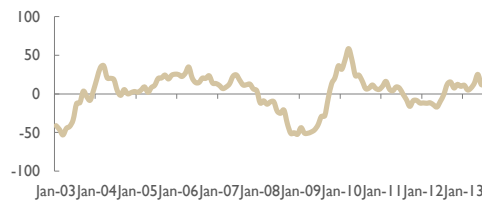
GDP



Financial Indicators

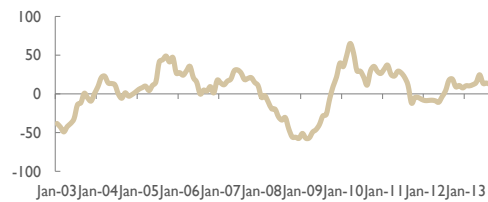
12 month growth

Equity Market Index



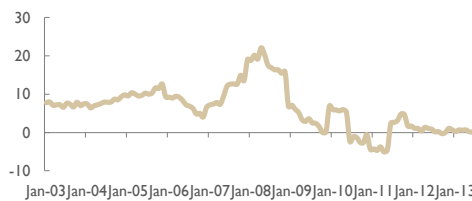
12 month growth

Stock Market Capitalization



12 month growth

Credit Growth



TIGER: Tracking Indexes for the Global Economic Recovery

by Eswar Prasad, Karim Foda and Arnav Sahu

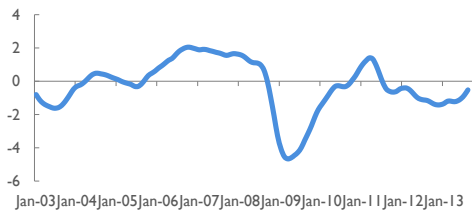
October, 2013

Netherlands

Confidence Indicators

Index

Business Confidence



Index

Consumer Confidence

