

## TIGER: Tracking Indexes for the Global Economic Recovery

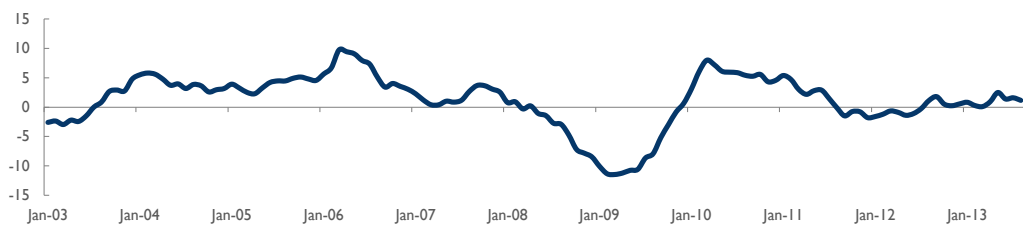
by Eswar Prasad, Karim Foda and Arnav Sahu

October, 2013

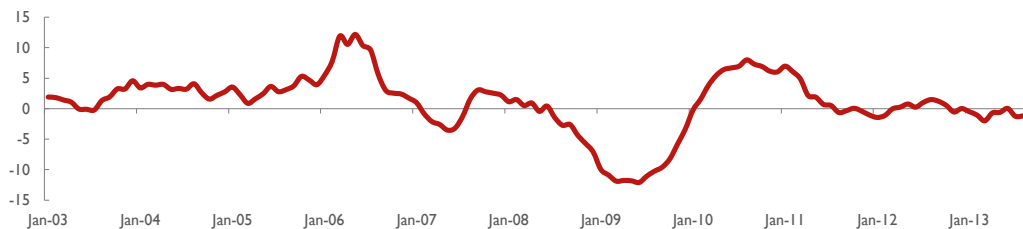
This data is part of a larger Brookings interactive map measuring economic recovery across twenty countries.

### United Kingdom

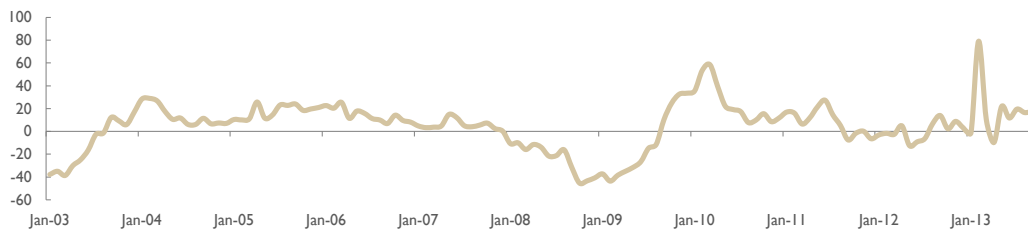
**Overall Growth Index**



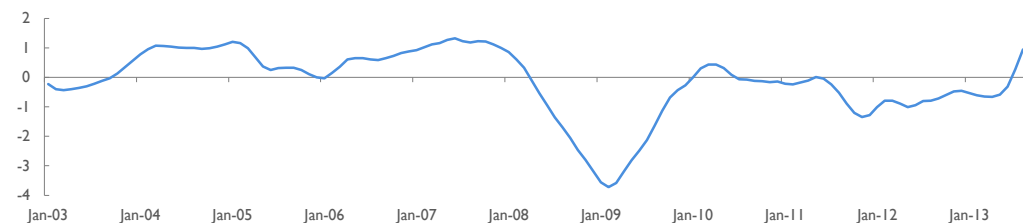
**Real Activity Index**



**Financial Index**



**Confidence Index**



## TIGER: Tracking Indexes for the Global Economic Recovery

by Eswar Prasad, Karim Foda and Arnav Sahu

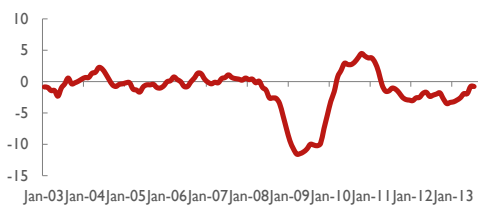
October, 2013

### United Kingdom

#### Real Activity Indicators

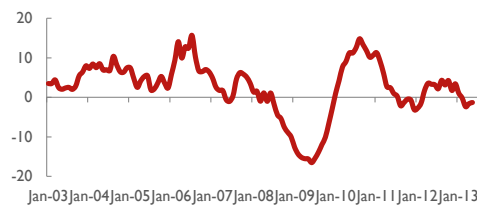
*3mma, 12 month growth*

##### Industrial Production



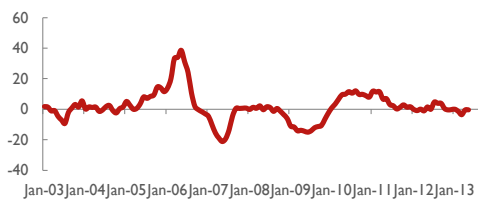
*3mma, 12 month growth*

##### Imports



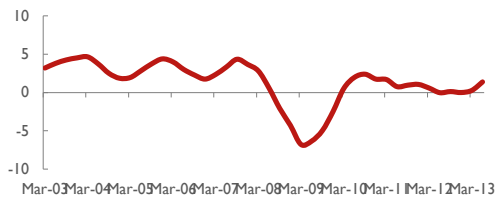
*3mma, 12 month growth*

##### Exports



*Quarterly, year-over-year real growth*

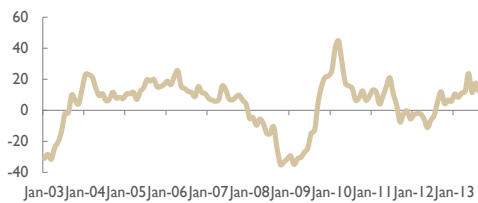
##### GDP



#### Financial Activity Indicators

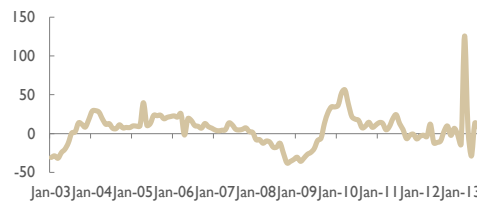
*12 month growth*

##### Equity Market Index



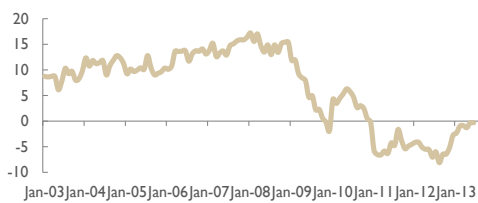
*12 month growth*

##### Stock Market Capitalization



*12 month growth*

##### Credit Growth



## TIGER: Tracking Indexes for the Global Economic Recovery

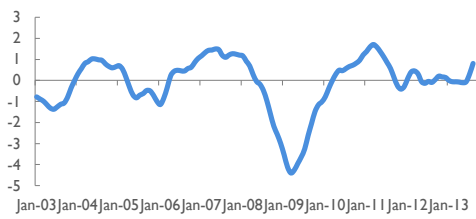
October, 2013

### United Kingdom

#### Confidence Indicators

Index

**Business Confidence**



Index

**Consumer Confidence**

