

## TIGER: Tracking Indexes for the Global Economic Recovery

by Eswar Prasad, Karim Foda and Arnav Sahu

October, 2013

This data is part of a larger Brookings interactive map measuring economic recovery across twenty countries.

### South Africa

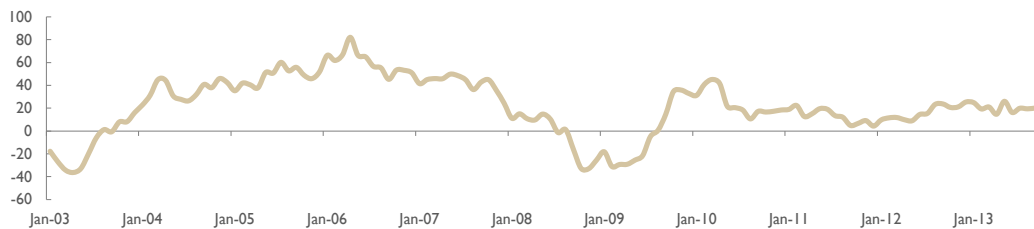
**Overall Growth Index**



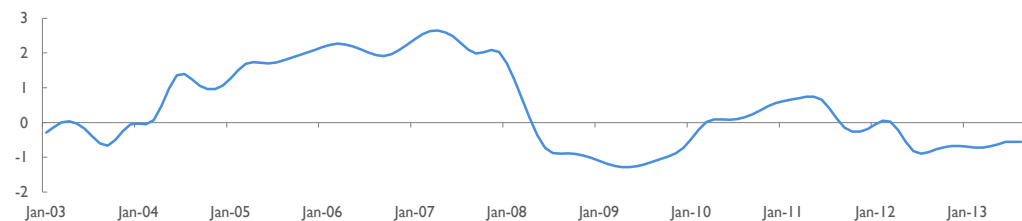
**Real Activity Index**



**Financial Index**



**Confidence Index**



## TIGER: Tracking Indexes for the Global Economic Recovery

by Eswar Prasad, Karim Foda and Arnav Sahu

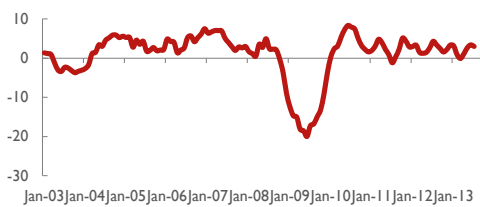
October, 2013

### South Africa

#### Real Activity Indicators

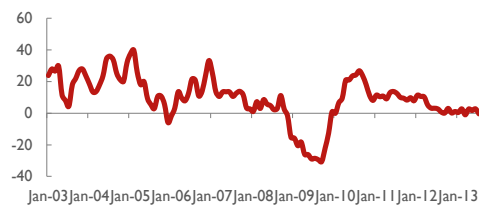
3mma, 12 month growth

##### Industrial Production



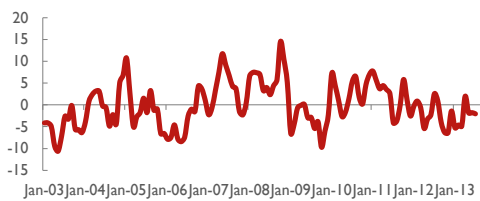
3mma, 12 month growth

##### Imports



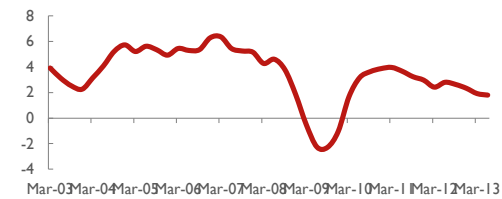
3mma, 12 month growth

##### Exports



Quarterly, year-over-year real growth

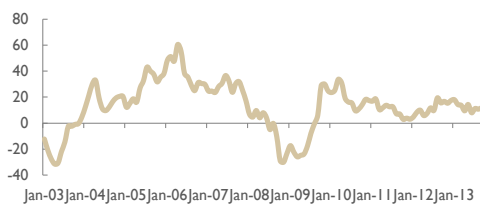
##### GDP



#### Financial Activity Indicators

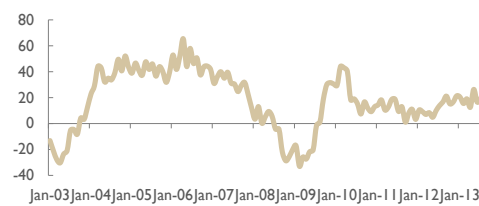
12 month growth

##### Equity Market Index



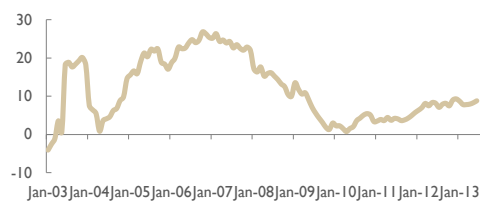
12 month growth

##### Stock Market Capitalization



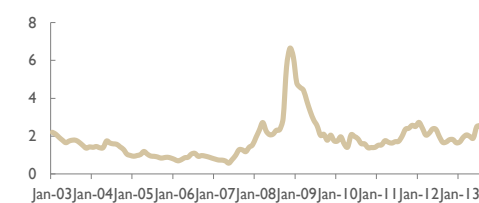
12 month growth

##### Credit Growth



Basis Points

##### Emerging Bond Spread



## TIGER: Tracking Indexes for the Global Economic Recovery

by Eswar Prasad, Karim Foda and Arnav Sahu

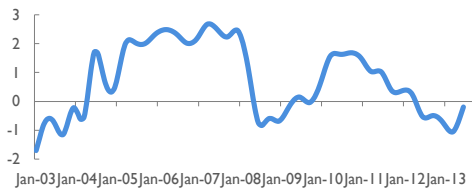
October, 2013

### South Africa

#### Confidence Indicators

Index

**Consumer Confidence**



Index

**Business Confidence**

