

TIGER: Tracking Indexes for the Global Economic Recovery

by Eswar Prasad, Karim Foda and Arnav Sahu

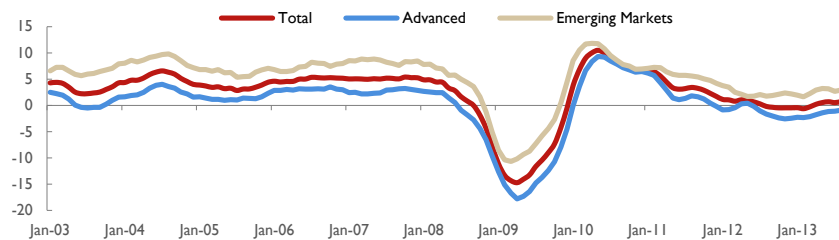
October, 2013

This data is part of a larger Brookings interactive map measuring economic recovery across twenty countries.

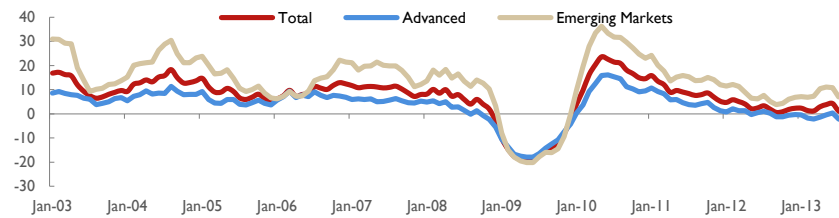
Real Activity Indicators

Figure 1 - Full Series: Jan. 2003 -- Aug. 2013

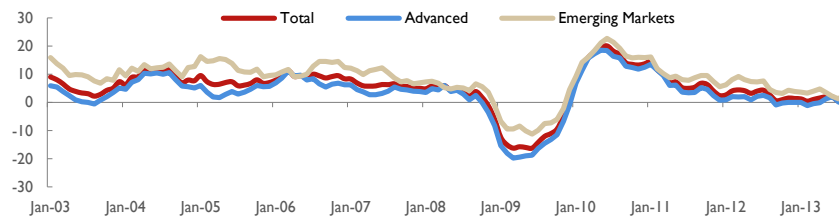
Industrial Production



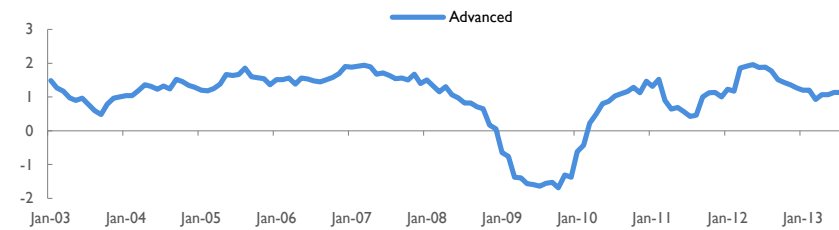
Imports



Exports



Employment





TIGER: Tracking Indexes for the Global Economic Recovery

by Eswar Prasad, Karim Foda and Arnav Sahu

October, 2013

Real Activity Indicators

Figure 1 - Full Series: Jan. 2003 -- Aug. 2013

GDP

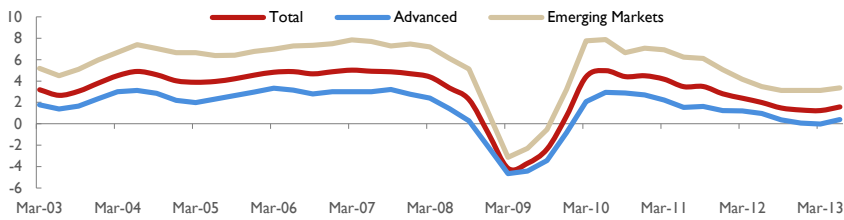
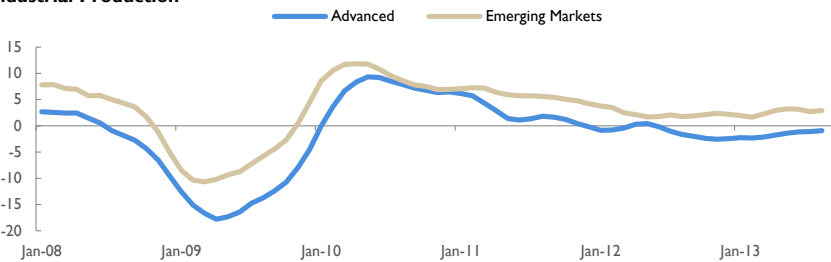
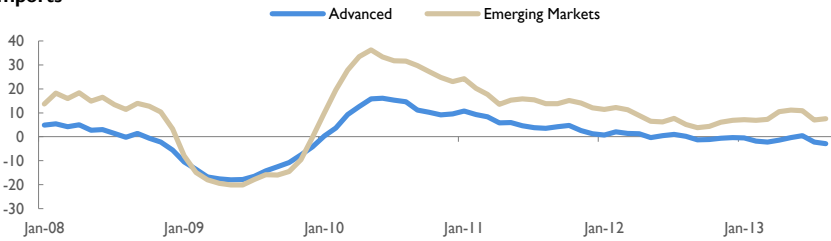


Figure 2 - Crisis and Recovery Period: Jan. 2008 -- Aug. 2013

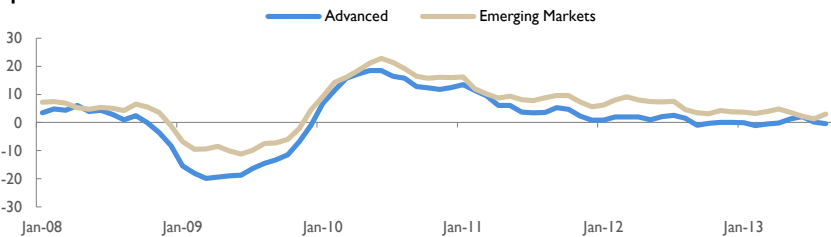
Industrial Production



Imports



Exports



TIGER: Tracking Indexes for the Global Economic Recovery

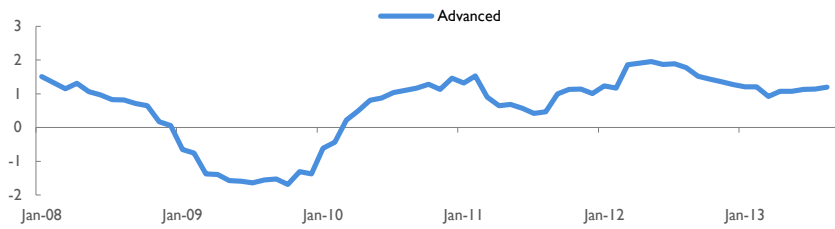
by Eswar Prasad, Karim Foda and Arnav Sahu

October, 2013

Real Activity Indicators

Figure 2 - Crisis and Recovery Period: Jan. 2008 -- Aug. 2013

Employment



GDP

