



TIGER: Tracking Indexes for the Global Economic Recovery

by Eswar Prasad, Karim Foda and Arnav Sahu

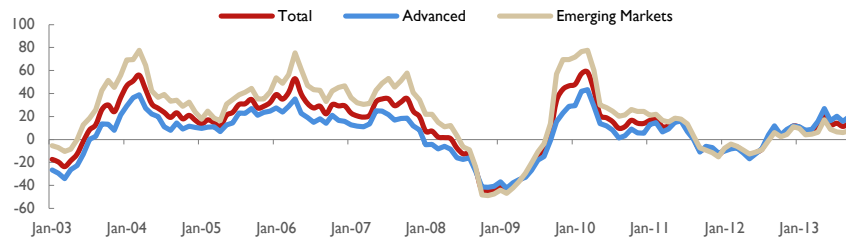
October, 2013

This data is part of a larger Brookings interactive map measuring economic recovery across twenty countries.

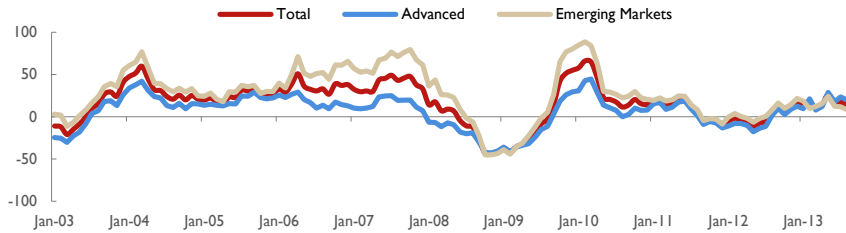
Financial Indicators

Figure 1 - Full Series: Jan. 2003 -- Sep. 2013

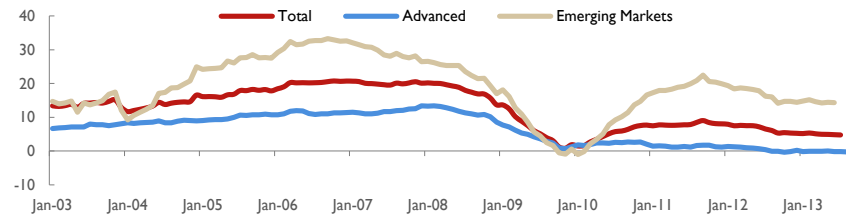
Equity Markets



Stock Market Capitalization



Credit Growth



Emerging Market Bond Spreads



TIGER: Tracking Indexes for the Global Economic Recovery

by Eswar Prasad, Karim Foda and Arnav Sahu

October, 2013

Financial Indicators

Figure 1 - Full Series: Jan. 2003 -- Sep. 2013

TED Spread

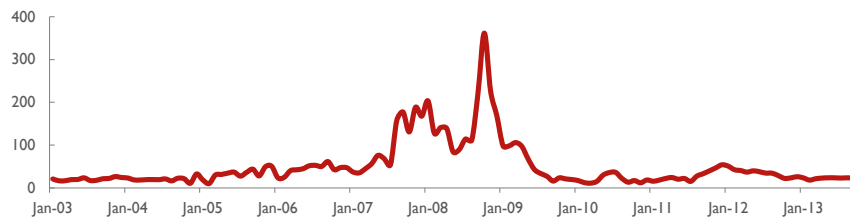
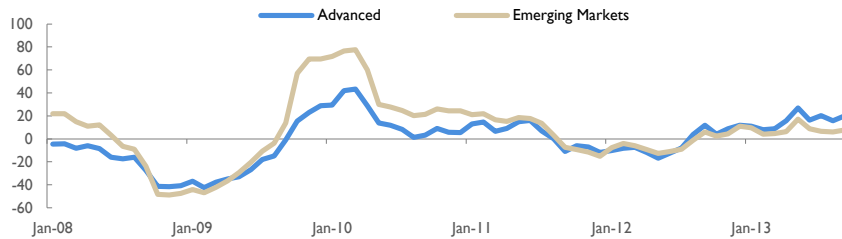
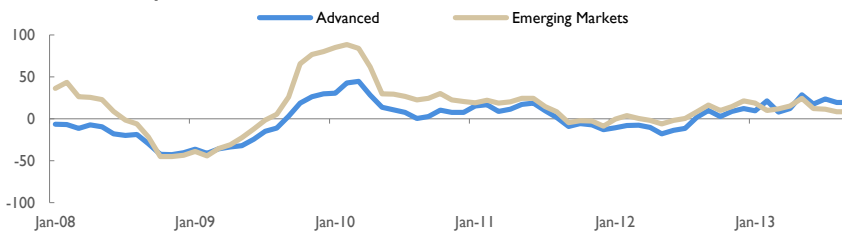


Figure 2 - Crisis and Recovery Period: Jan. 2008 -- Sep.2013

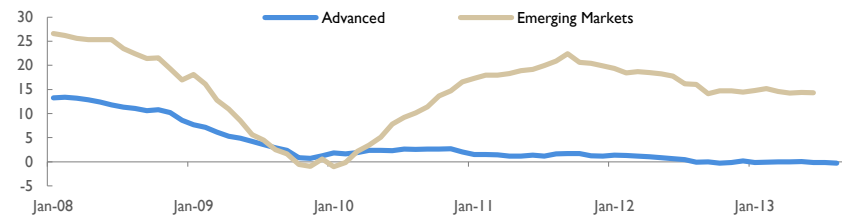
Equity Markets



Stock Market Capitalization



Credit Growth



TIGER: Tracking Indexes for the Global Economic Recovery

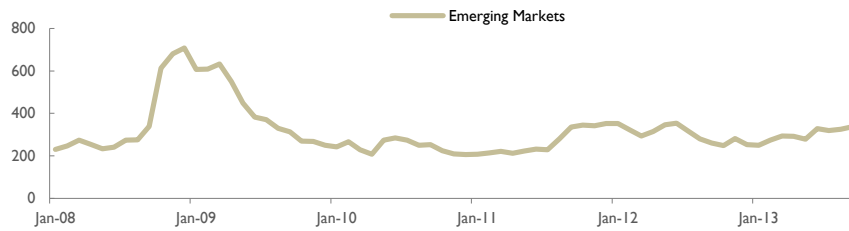
by Eswar Prasad, Karim Foda and Arnav Sahu

October, 2013

Financial Indicators

Figure 2 - Crisis and Recovery Period: Jan. 2008 -- Sep.2013

Emerging Market Bond Spreads



TED Spread

