

TIGER: Tracking Indexes for the Global Economic Recovery

by Eswar Prasad and Karim Foda

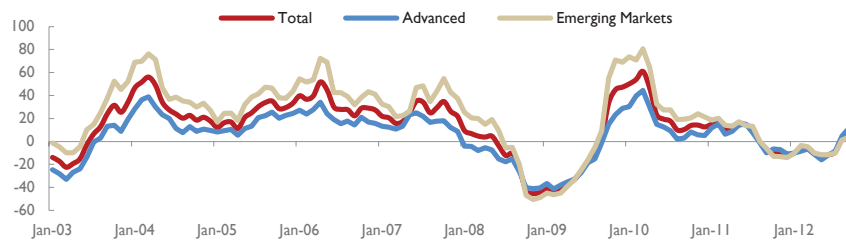
October, 2012

This data is part of a larger Brookings interactive map measuring economic recovery across twenty countries.

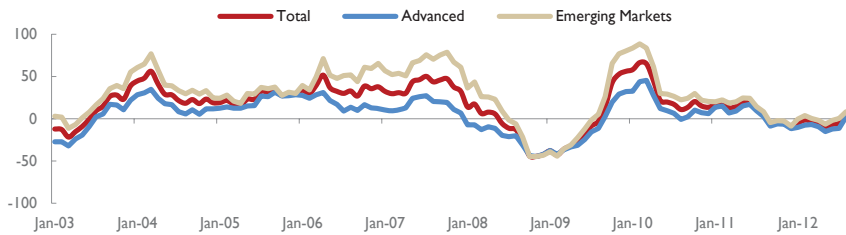
Financial Indicators

Figure 1 - Full Series: Jan. 2003 -- Sept. 2012

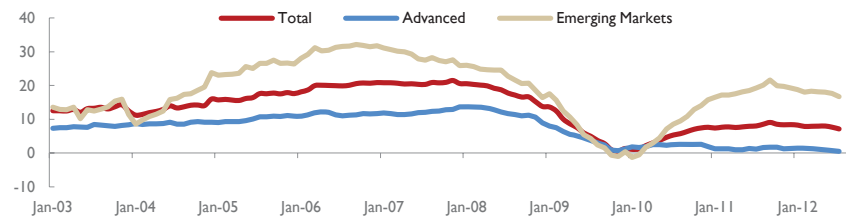
Equity Markets



Stock Market Capitalization



Credit Growth



Emerging Market Bond Spreads



TIGER: Tracking Indexes for the Global Economic Recovery

by Eswar Prasad and Karim Foda

October, 2012

Financial Indicators

Figure 1 - Full Series: Jan. 2003 -- Sept. 2012

TED Spread

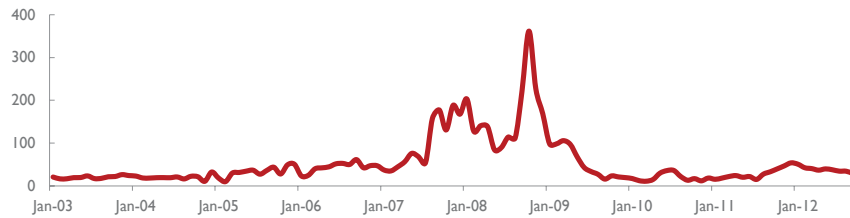
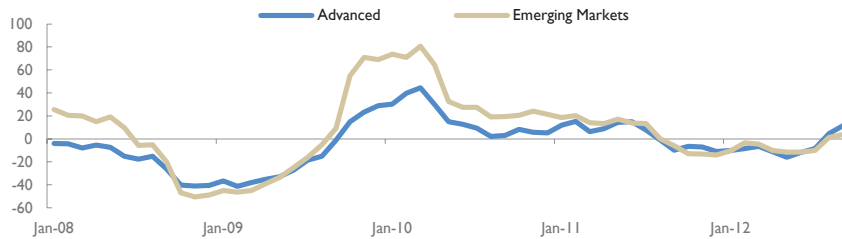
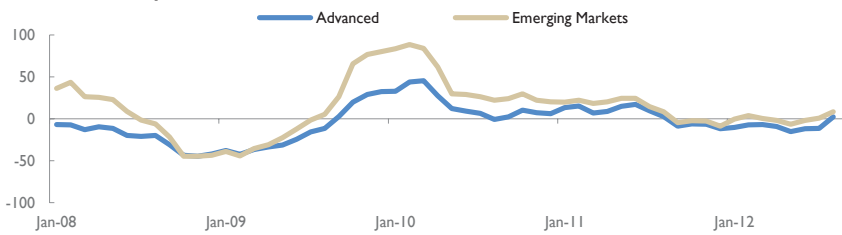


Figure 2 - Crisis and Recovery Period: Jan. 2008 -- Sept. 2012

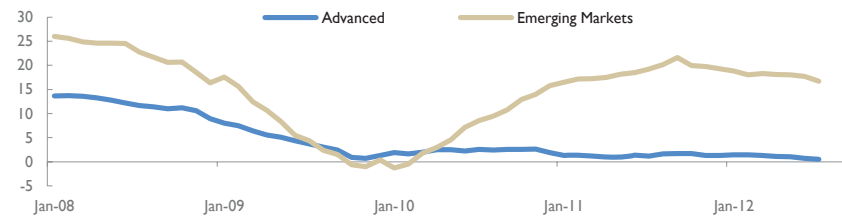
Equity Markets



Stock Market Capitalization



Credit Growth



TIGER: Tracking Indexes for the Global Economic Recovery

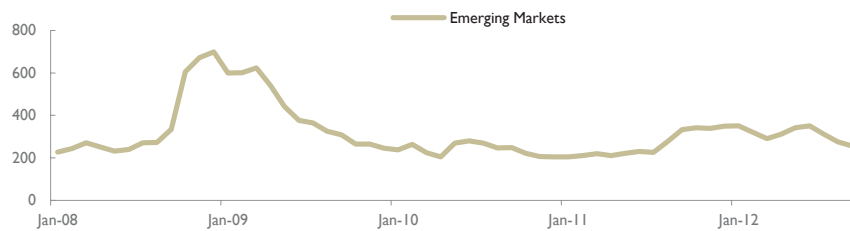
by Eswar Prasad and Karim Foda

October, 2012

Financial Indicators

Figure 2 - Crisis and Recovery Period: Jan. 2008 -- Sept. 2012

Emerging Market Bond Spreads



TED Spread

