

## TIGER: Tracking Indexes for the Global Economic Recovery

by Eswar Prasad, Karim Foda and Arnav Sahu

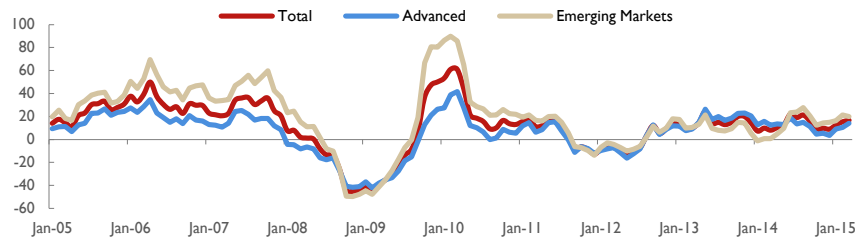
April, 2015

This data is part of a larger Brookings interactive map measuring economic recovery across twenty countries.

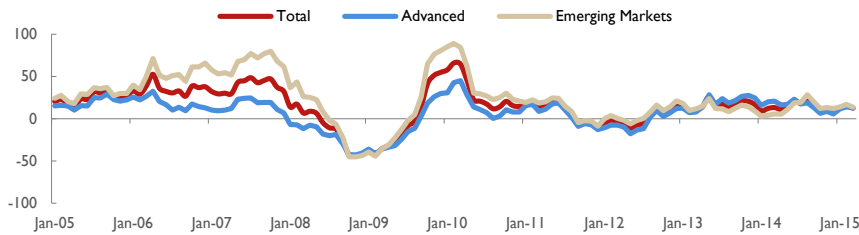
### Financial Indicators

Figure 1 - Full Series: Jan. 2005 -- Mar. 2015

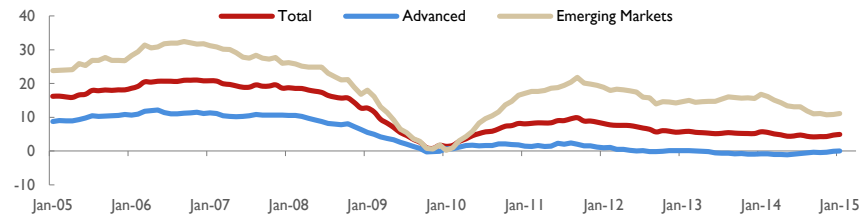
#### Equity Markets



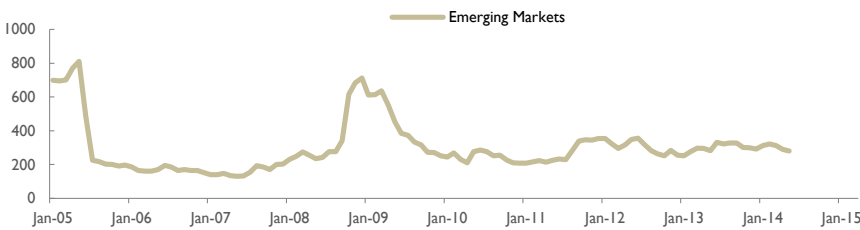
#### Stock Market Capitalization



#### Credit Growth



#### Emerging Market Bond Spreads





## TIGER: Tracking Indexes for the Global Economic Recovery

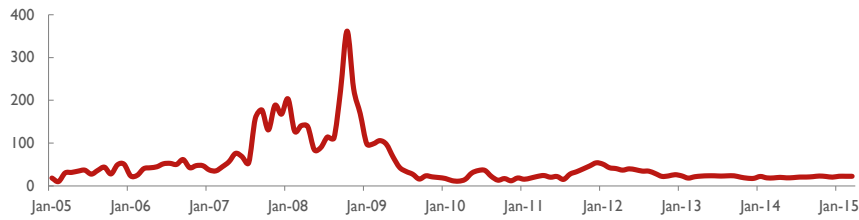
by Eswar Prasad, Karim Foda and Arnav Sahu

April, 2015

### Financial Indicators

Figure 1 - Full Series: Jan. 2005 -- Mar. 2015

#### TED Spread



#### VIX

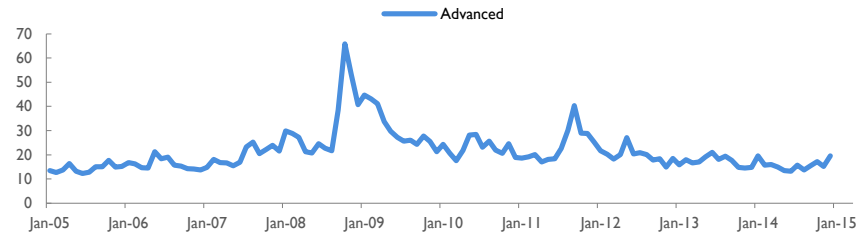
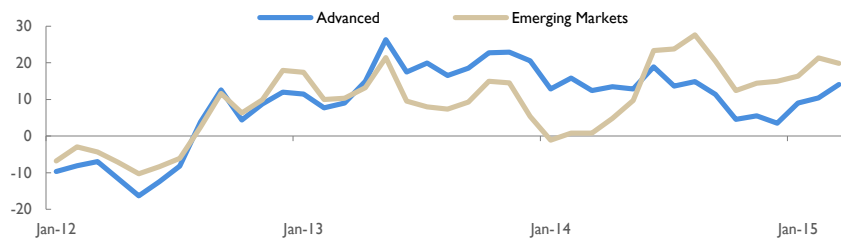
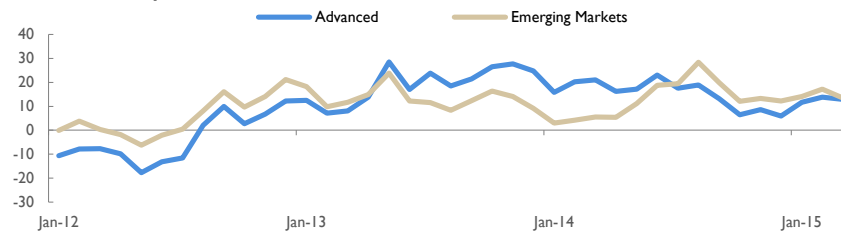


Figure 2 - Recent Snapshot: Jan. 2012 -- Mar. 2015

#### Equity Markets



#### Stock Market Capitalization



## TIGER: Tracking Indexes for the Global Economic Recovery

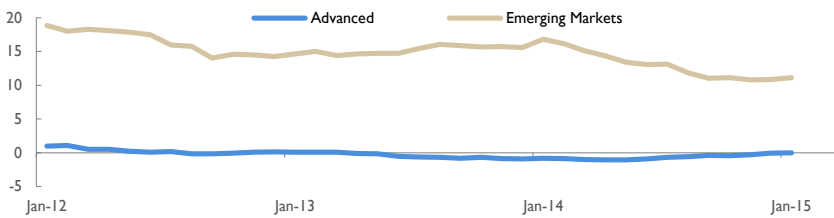
by Eswar Prasad, Karim Foda and Arnav Sahu

April, 2015

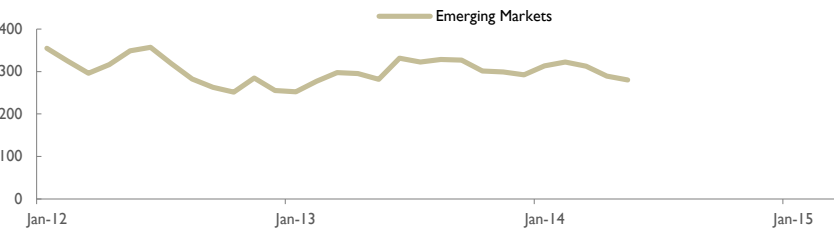
### Financial Indicators

Figure 2 - Recent Snapshot: Jan. 2012 -- Mar. 2015

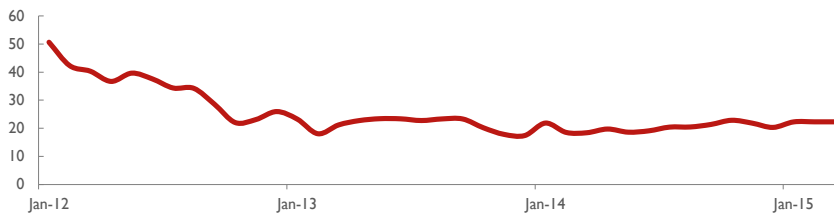
#### Credit Growth



#### Emerging Market Bond Spreads



#### TED Spread



#### VIX

