

Online Health Care Data Sources

<http://www.brookings.edu/research/papers/2014/12/01-health-data-online-resources>

This is a preliminary scan of publically available online health care datasets, transparency websites and tools, gathered from expert recommendations and intensive review. Though this list is not exhaustive, we have attempted to include the most relevant sources for the purposes of this study. As displayed by the Key below, each health data source is assigned an icon representing (1) who the source is useful to i.e. consumers or researchers; (2) what information the source includes i.e. data pertaining to quality of care or cost of care; and (3) who the source provides information on i.e. providers or payers.

Note: a “” denotes the source is a data repository, under which examples of housed datasets are listed.*

DATA KEY

Defining Categories for Health Care Data Resources

Who will benefit from this resource?



Consumers



Researchers

What type of information does this resource focus on?



Quality of Care



Cost of Care

















What type of payment information does this resource include?



Providers



Payers

RESOURCE NAME	DESCRIPTION	CATEGORIES
HealthData.gov* http://healthdata.gov/		
Open Payments Data http://healthdata.gov/data/dataset/open-payments-data-0	This dataset displays any payments over \$10 that providers received from pharmaceutical and medical device companies. Its intent is to shed light on the relationships between providers and drug companies.	 
Physician Referral Data http://healthdata.gov/data/dataset/physician-referral-patterns	This dataset contains information on the number of referrals made from one physician to another between 2009 and 2013, where it was possible to identify individual physicians.	 
Health Insurance Marketplace Public Use Files http://healthdata.gov/data/dataset/health-insurance-marketplace-public-use-files	These data files contain information on the Health Insurance Marketplaces. For example, information on plan benefits and cost sharing; plan rates; plan attributes (e.g. deductibles and maximum out-of-pocket payments); business rules (e.g. allowed relationships and tobacco use); geographic service areas for the plans; and provider networks.	  
Physician Fee Schedule Look-up https://www.cms.gov/apps/physician-fee-schedule/overview.aspx	This tool - public to everyone but targeted for providers - offers access to various aspects of pricing information on over 10,000 services covered by the Medicare Physician Fee Schedule.	  
Medicare.gov* https://data.medicare.gov/		
Hospital Compare http://www.medicare.gov/hospitalcompare/search.html	This tool allows consumers to compare the quality and cost of care in over 4000 hospitals nationwide that offer Medicare services. Users can compare information on patient experiences; the provision of timely and effective care; readmissions, complications and deaths; the use of medical imaging tests; Medicare patients seen; and Medicare payments received.	   
Physician Compare http://www.medicare.gov/physiciancompare/search.html	This tool provides consumers with access to basic information on physicians who offer Medicare services. The information offered is much like that available in a provider directory and does not include data on	 

utilization, cost or quality. The tool allows for a comparison of this information between group practices, but not yet between independent physicians.

Dialysis Facility Compare

<http://www.medicare.gov/DialysisFacilityCompare/search.html>

This tool allows consumers to compare the services (such as in-center hemodialysis or home hemodialysis training) and quality of care (according to best treatment practices, and hospitalizations and deaths) provided in Medicare-certified dialysis facilities.



Nursing Home Compare

<http://www.medicare.gov/nursinghomecompare/search.html>

This tool allows consumers to compare overall ratings of the quality of care provided in Medicare-certified nursing homes within a specific area. Users can compare various independent ratings, such as for health inspections; staffing; quality measures; and penalties.



Home Health Compare

<http://www.medicare.gov/homehealthcompare/>

This tool allows consumers to compare the quality of care delivered in Medicare-certified home health providers nationwide. Users can compare the quality of patient care and patient survey results between different home health agencies in their area.



The ProPublica Data Store*

<https://projects.propublica.org/data-store/>

Prescriber Checkup

<http://projects.propublica.org/checkup/>

This tool allows users to compare providers' prescribing habits. This was created by ProPublica researchers using the Medicare Part D Prescribing Data that includes all drugs prescribed by doctors (11 or more times) in 2011, to all Part D patients.



Dollars for Docs

<http://projects.propublica.org/docdollars/>

This tool allows users to look up how much money a health professional or institution, in a specific state, receives from certain pharmaceutical companies. This was created from the Dollars for Doctors Data, which displays payments of over \$4 billion made to health care providers and institutions by 17 pharmaceutical companies between 2009 and 2013.



Nursing Home Inspect

<http://projects.propublica.org/nursinghomeinspect/>

This tool allows users to compare the care provided in nursing homes, within specific states, by providing them access to nursing home



[g-homes/](#)

inspection reports and information about penalties received. This tool uses the CMS Nursing Home Inspection Data that provides monthly-updated information on nursing home health deficiencies and penalties; as well as the CMS Nursing Home Deficiencies Data that provides complete statements of nursing home deficiencies.

Health Care Cost Institute (HCCI)*

<http://www.healthcostinstitute.org/>

The Health Care Cost Institute is currently working with a multitude of payers, including Aetna, Humana, and UnitedHealthcare, to create a comprehensive private health insurance claims database to help fill the information gap on private insurance spending. They plan to use the data to create public reports on trends in health care spending and utilization at the national, regional, and state level. Currently, HCCI provides semi-annual reports on national cost and utilization trends in health care for people under 65 covered by employee-sponsored private insurance.



ClearHealthCosts.com

<http://clearhealthcosts.com/>

ClearHealthCosts.com is a tool for comparing self-pay prices of various medical services for specific providers. It has a “Price Check Project” that compiles cost information through crowdsourcing and physician reporting to inform users – particularly the uninsured and those on high-deductible plans - on health care costs for procedures offered by specific providers.



ConsumerReports.org – Health

<http://www.consumerreports.org/cro/health/index.htm>

The Health section of the Consumer Reports website provides user-friendly interpretations of health care data for the purpose of offering consumers information on high-value health care products (such as drugs) and services (such as physicians, hospitals, treatments and insurance). For example, the website’s [Hospital Ratings](#) tool allows users to compare hospitals according to hospital safety ratings, as well as patient experience and outcomes data.



Consumers’ CHECKBOOK

<https://www.checkbook.org/>

Consumers’ CHECKBOOK is an independent, nonprofit consumer organization that, among other industries, offers consumers health care information, specifically on how to access high-quality providers, services, and insurance plans. For example, in 2014, the [Marketplace Health Plan Comparison Tool](#) allowed users to compare health insurance plans on their local marketplace by factors such as estimated cost, quality, and doctor availability.



Leapfrog Hospital Survey

<https://leapfroghospitalsurvey.org/>

The Leapfrog Hospital Survey is created by [The Leapfrog Group](#) - an employer-based coalition that promotes greater health care transparency – and, on a yearly basis, evaluates hospital performance in patient safety, quality and resource utilization against national measures.



Hospital Inspections.org

<http://www.hospitalinspections.org/>

HospitalInspections.org, run by the Association of Health Care Journalists, allows users to search providers by the number and details of federal hospital inspection reports held. This website contains information from January 2011 onwards on critical access hospitals across the country, specifically, users can read details of the inspection reports.



Costs of Care

<http://www.costsofcare.org/>

Costs of Care is a nonprofit that aims to lessen medical bills for consumers. Alongside advocacy and education initiatives, Costs of Care uses Information Technology and decision-support tools to provide doctors with cost and quality data at the point of care. For example, the Costs of Care [iPhone app](#) currently being developed will allow physicians to access information - at the point of medical decision-making - regarding the price of their patient's care.



FAIR Health

<http://fairhealthconsumer.org/>

FAIR Health, Inc. is an independent, nonprofit whose database of over 18 billion medical and dental private insurance claims represents over 151 million covered lives nationwide and serves the entire healthcare sector. It operates a free consumer website, in both English and Spanish, that offers consumer-friendly educational materials on healthcare costs and insurance, including a glossary of insurance terms. It also provides a look-up tool for consumers to obtain typical charges and estimates of insurance reimbursement for thousands of medical and dental procedures in their own geographic areas. From its database, it offers researchers, policymakers and government officials datasets of detailed claims information customized to support their projects or to serve as official fee schedules or benchmarks in governmental programs. It also creates both custom analytics and standard product modules with percentile benchmarks for medical/surgical, dental, HCPCS, anesthesia, outpatient charges organized by almost 500 regions nationwide as well as regional ACS, inpatient and Medicare GAP-Fill modules used by payers and others,



as well as smaller specialty and regional modules licensed generally by professional practitioners and groups. In addition, it licenses its look-up technology, educational resources, other tools and dashboards.

Healthcare Bluebook

<https://healthcarebluebook.com/pageDefault.aspx>

Healthcare Bluebook collects local and national data on prices to help consumers understand what a fair price is for specific medical services and procedures in their area. It also holds partnerships with bill negotiation services such as [Medical Cost Advocate](#) and [My Medical Negotiator](#).



Informed Patient Institute

<http://www.informedpatientinstitute.org/>

Given the multitude of online health care data sources, the Informed Patient Institute website compares and rates the usefulness of online provider report cards in specific areas, so that consumers can be better informed on which websites they should consult for reliable information.

