

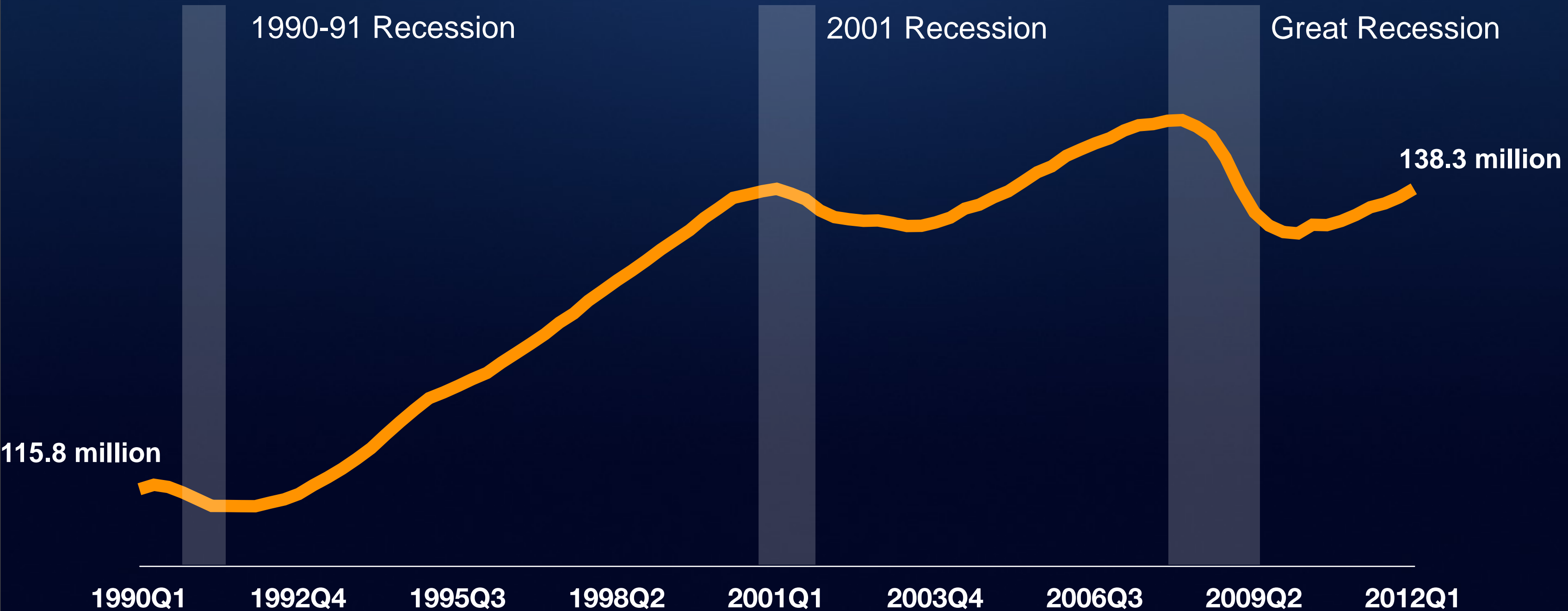
GOING GLOBAL

Boosting Economic Growth for Cities and Metropolitan Areas

@BrookingsMetro
@Amy_Liuw
#exportnation

The Great Recession Was a Structural Recession, Not a Cyclical One

Number of People Employed in the U.S.



Source: U.S. Bureau of Labor Statistics (BLS): Current Employment Statistics (CES), Quarterly Census of Employment and Wages (QCEW); Moody's Analytics Estimates

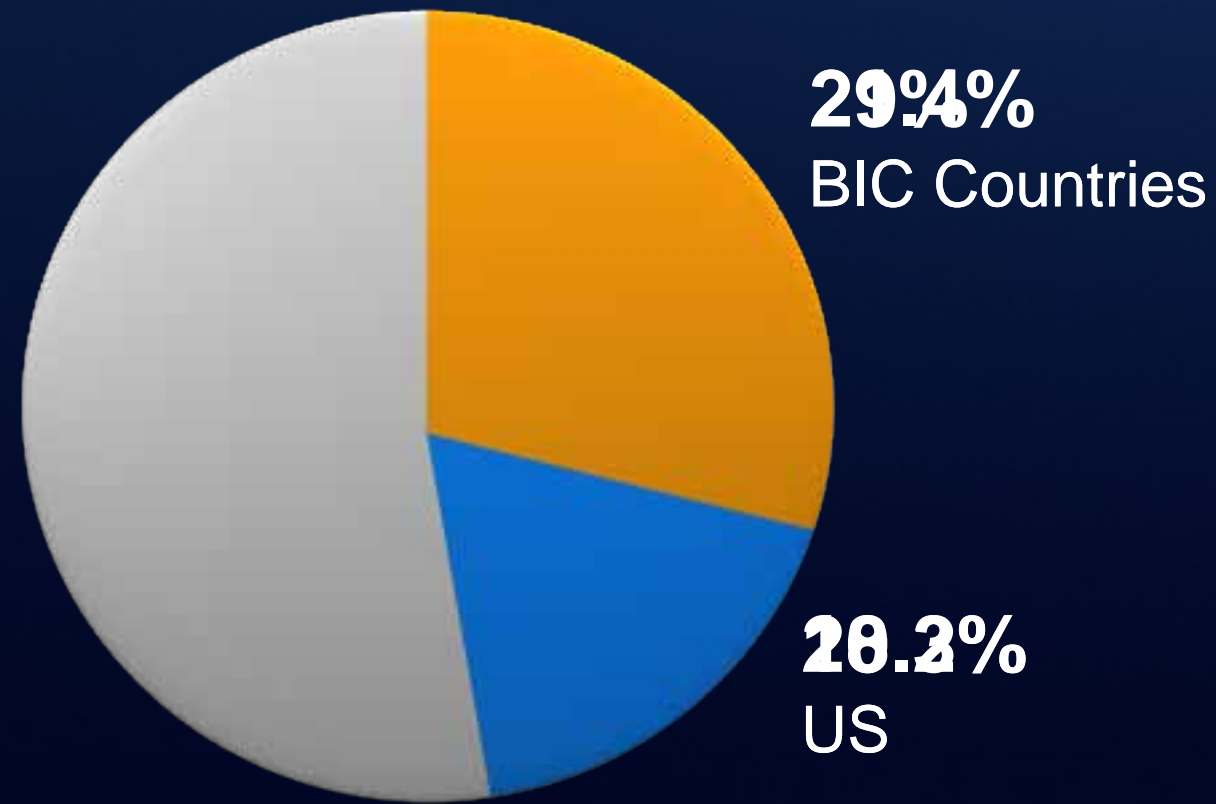
The Core Problem: The Bulk of U.S. Growth Came from Non-Tradeable Sectors

98 percent

incremental job growth between
1990-2008 from non-tradeable
sectors

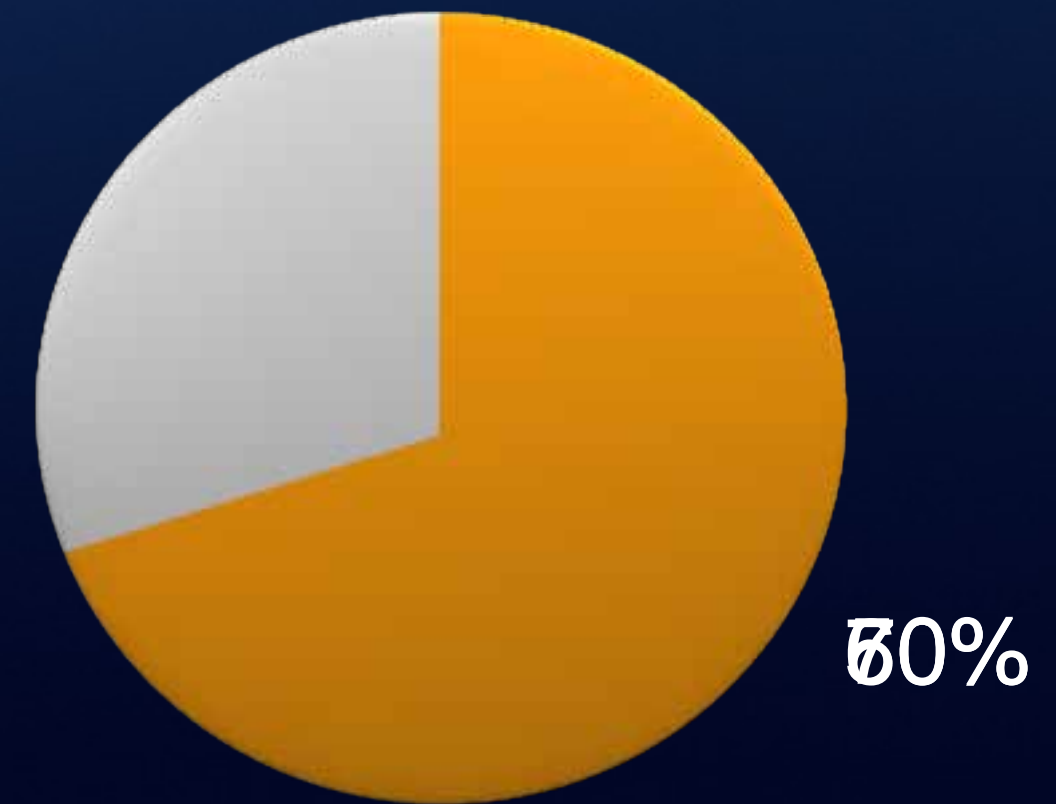
The Other Big Shift: Growth Markets Are Increasingly Located Outside of the U.S.

Global GDP



2016

Global Metro Population



2069

The Other Big Shift: Growth Markets Are Outside of the U.S.

\$21 trillion

global middle class consumption in
2020

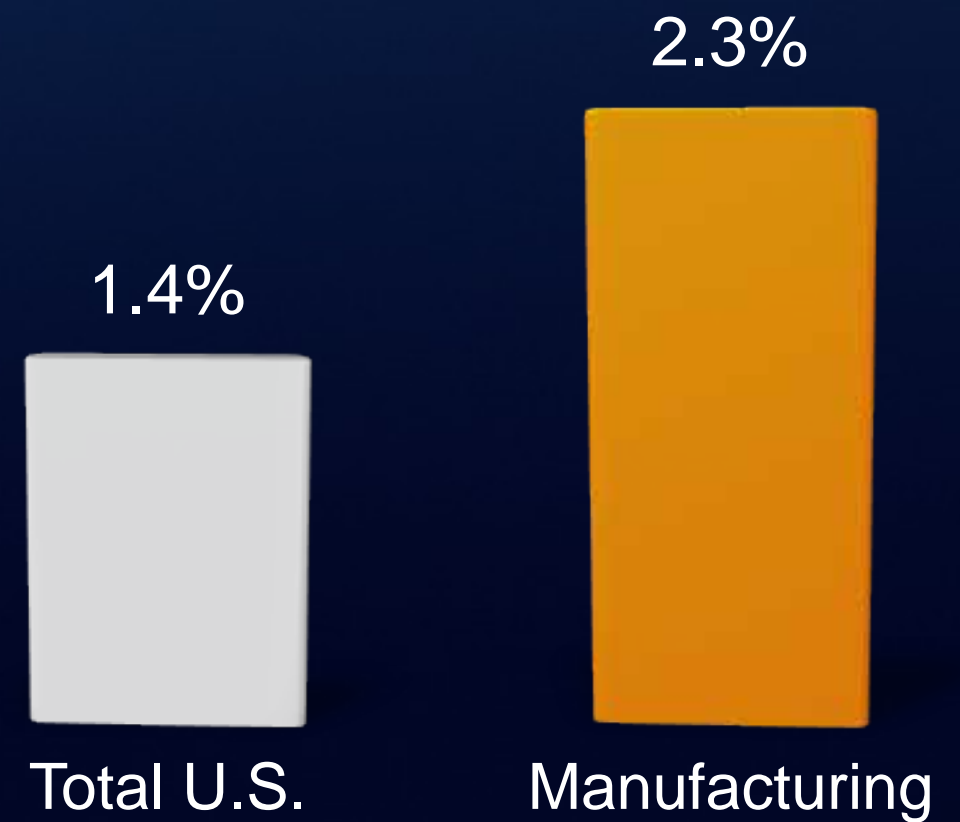
1 2 3

The winners in the next economy will be those who maximize global assets and tap new opportunities

Leaders Will Innovate in Manufacturing and Services



Employment Gains (2009Q4-2011Q3)



Source: Howard Wial, "Why Manufacturing Matters," Brookings.

Leaders Will Innovate in Manufacturing and Services



35%

manufacturing
share of engineers



68%

manufacturing
share of R&D



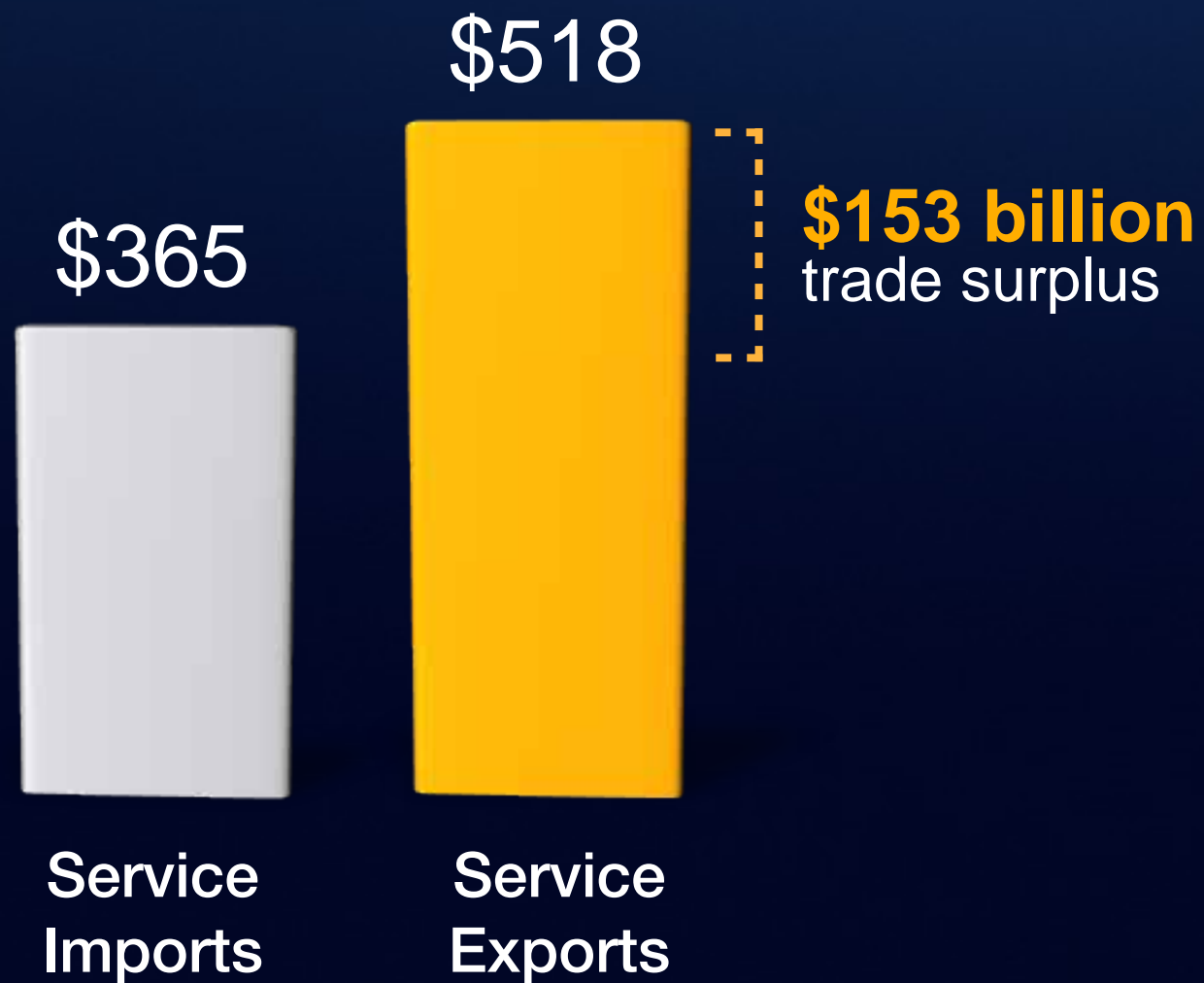
90%

manufacturing
share of patents

Source: EOP "A Framework for Revitalizing American Manufacturing" (2009)
Brookings "Accelerating Advanced Manufacturing with New Research Centers" (2011)

Leaders Will Innovate in Manufacturing and Services

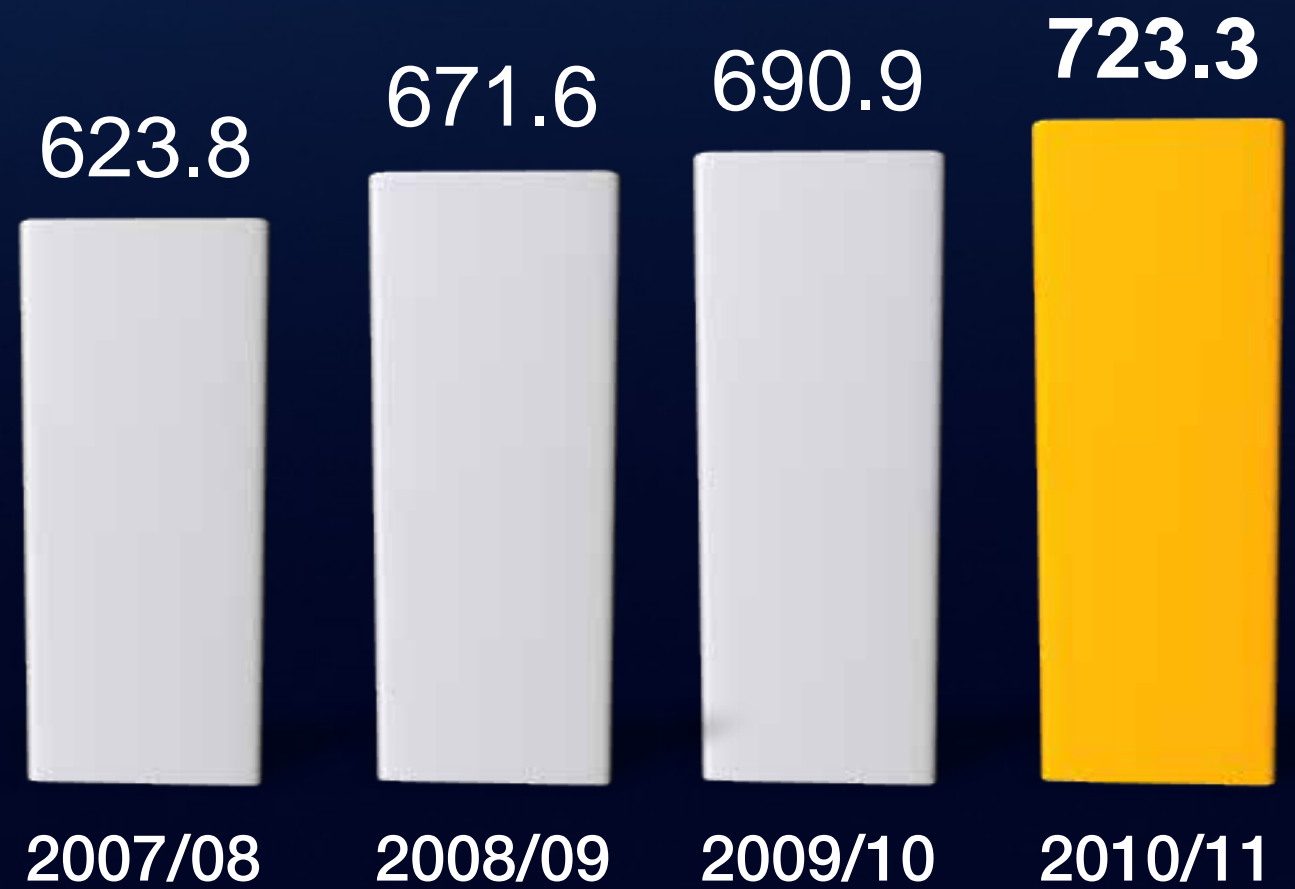
US Service Trade 2010, Billions



Leaders Will Innovate in Manufacturing and Services



International
Student Enrollment
Thousands



Leaders Will Innovate in Manufacturing and Services



International
Student Enrollment
Thousands

723.3


\$21.2 billion
education exports

2010/11

Leaders Will Invent and Deploy Clean Economy Products and Services

\$53.9 billion
clean economy exports

Export Intensity *Yearly Export Earnings per Job*





Economic Performance
2010-2011

- Highest Performing Metros
- Lowest Performing Metros

Source: Istrate, Berube & Nadeau,
"Global MetroMonitor 2011"

Exports Drove 46 Percent of GDP Growth Between 2010 and 2011

Exports Share of GDP Growth
2010-2011



Growth in Exports Can Support Job Creation in the U.S.

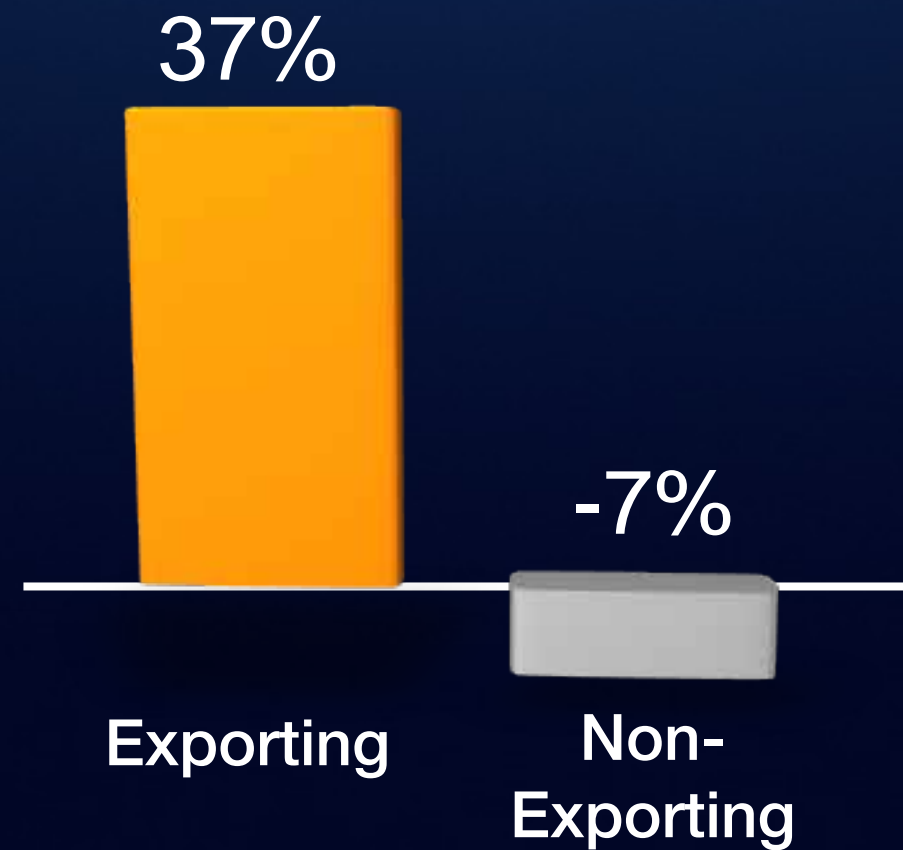
600,000

number of new export-supported
jobs added in the U.S.,
2009-2010

Going Global Pays Off for Small and Medium Enterprises

U.S. Manufacturing Firms Revenue Growth

(2005-2009)



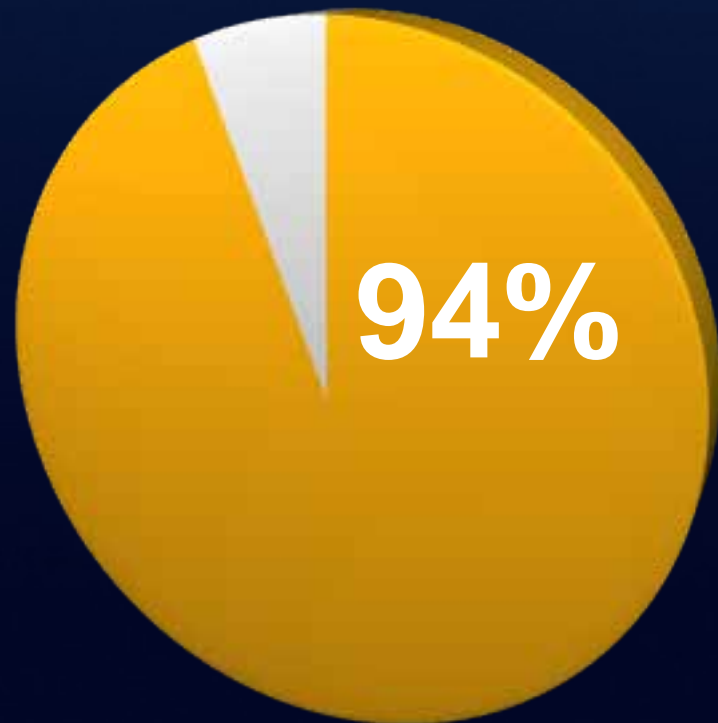
1 2 3

Metro areas will drive the transition to this next economy

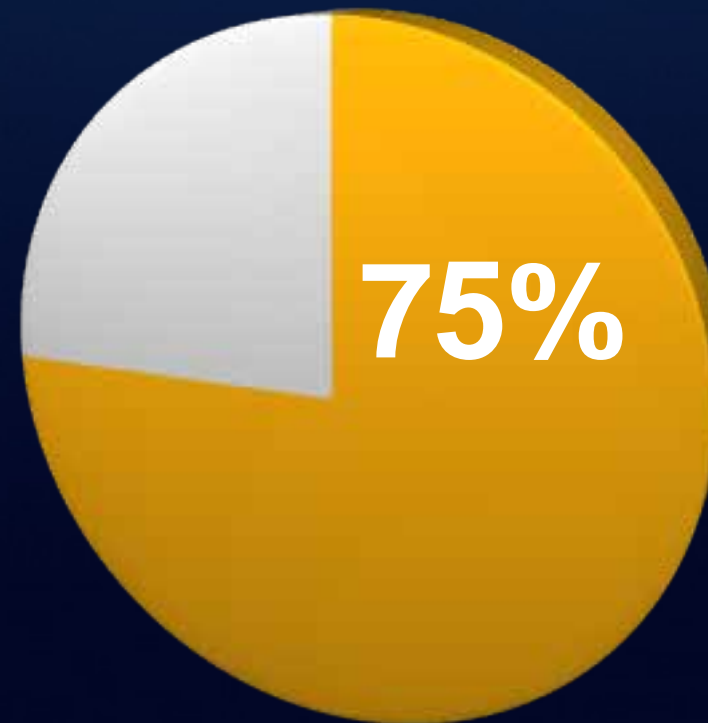


Metro Areas Hold the Bulk of the Assets That Will Drive the Next Economy

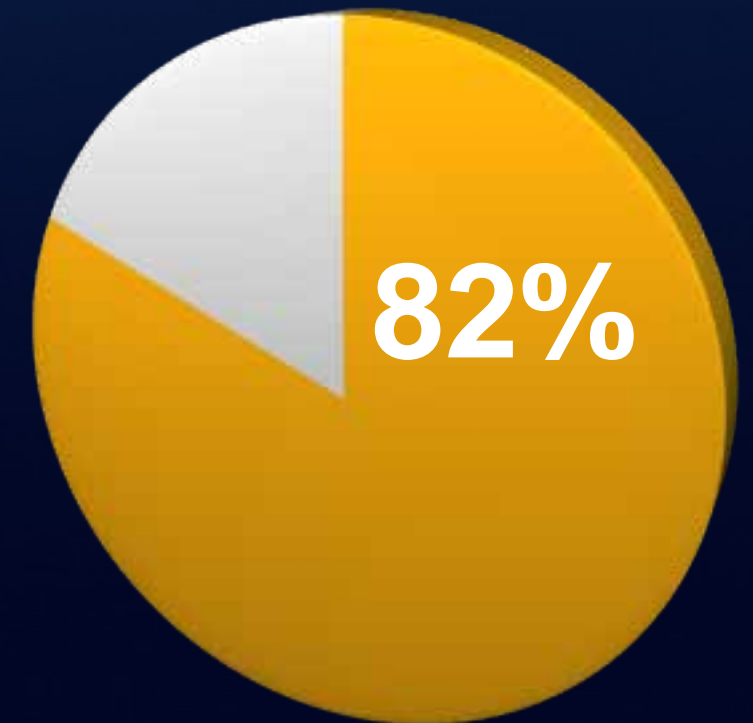
Venture Capital
Top 100 Metro Share



Service Exports
Top 100 Metro Share



Air Freight
Top 100 Metro Share



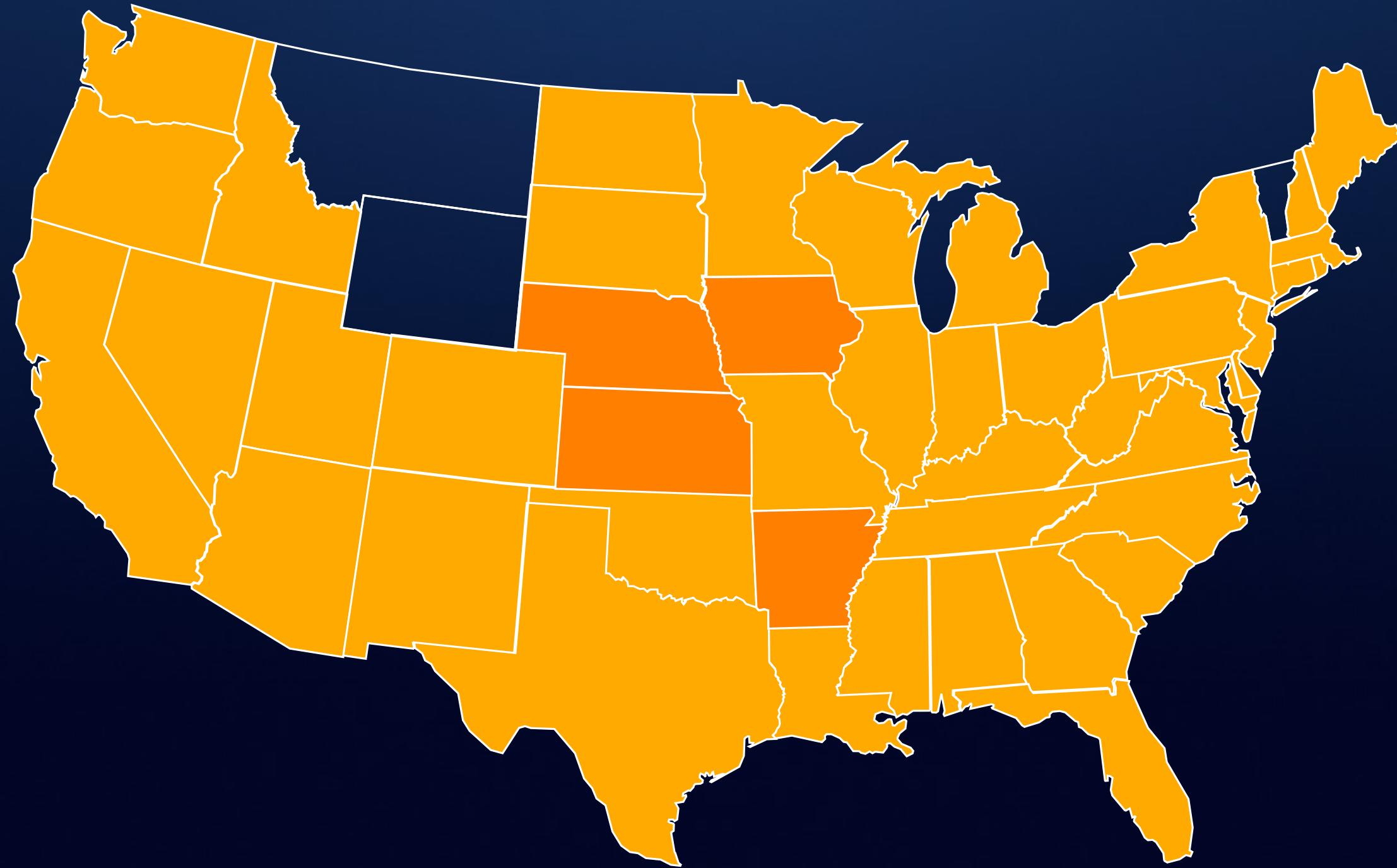
Source: Brookings analysis of US Census Bureau, FAA, PIERS, BLS, BEA, NIH and NSF data (2009)

Metro Areas Hold the Bulk of the Assets That Will Drive the Next Economy

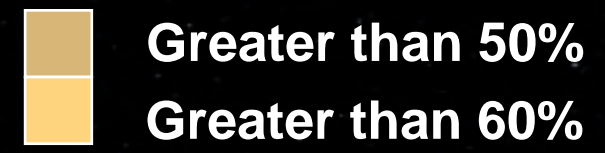
75%

top 100 metro share of U.S. GDP

Metros Generate the Majority of GDP In All but Three States



Metros Areas Drive Exports in 30 States



Metro Areas Also Generate a Moderate Share of Agricultural Exports

23.4%
top 100 metro share of U.S.
agriculture exports (2010)

Export Activity Varies by Metropolitan Areas

Export Volume
(2010)

\$53.9

(3rd)

\$6.7

(42nd)

\$4.0

(60th)

Export Intensity
(2010)

10.9%

(34th)

7.9%

(79th)

6.7%

(90th)

Export Growth
(2009-2010)

11.8%

(34th)

15.5%

(7th)

7.9%

(83rd)

Chicago

San Antonio

Jacksonville

Manufacturing Performance Can Explain Some Export Trends

**Manufacturing
Jobs**
(2010)

403,605
(2nd)

44,101
(45th)

26,881
(70th)

**Manufacturing
Share of Total
Jobs**
(2010)

9.4%
(32nd)

4.9%
(85th)

4.5%
(90th)

**Manufacturing
Job Growth**
(Q12010-Q42011)

2.3%
(45th)

6.0%
(20th)

-1.4%
(81st)

Chicago

San Antonio

Jacksonville

1 2 3

Sister Cities can help
their cities and metro
areas globalize their
economies

“We set a new goal: We will double our exports over the next five years, an increase that will support two million jobs in America.”

President Obama
January 27, 2010

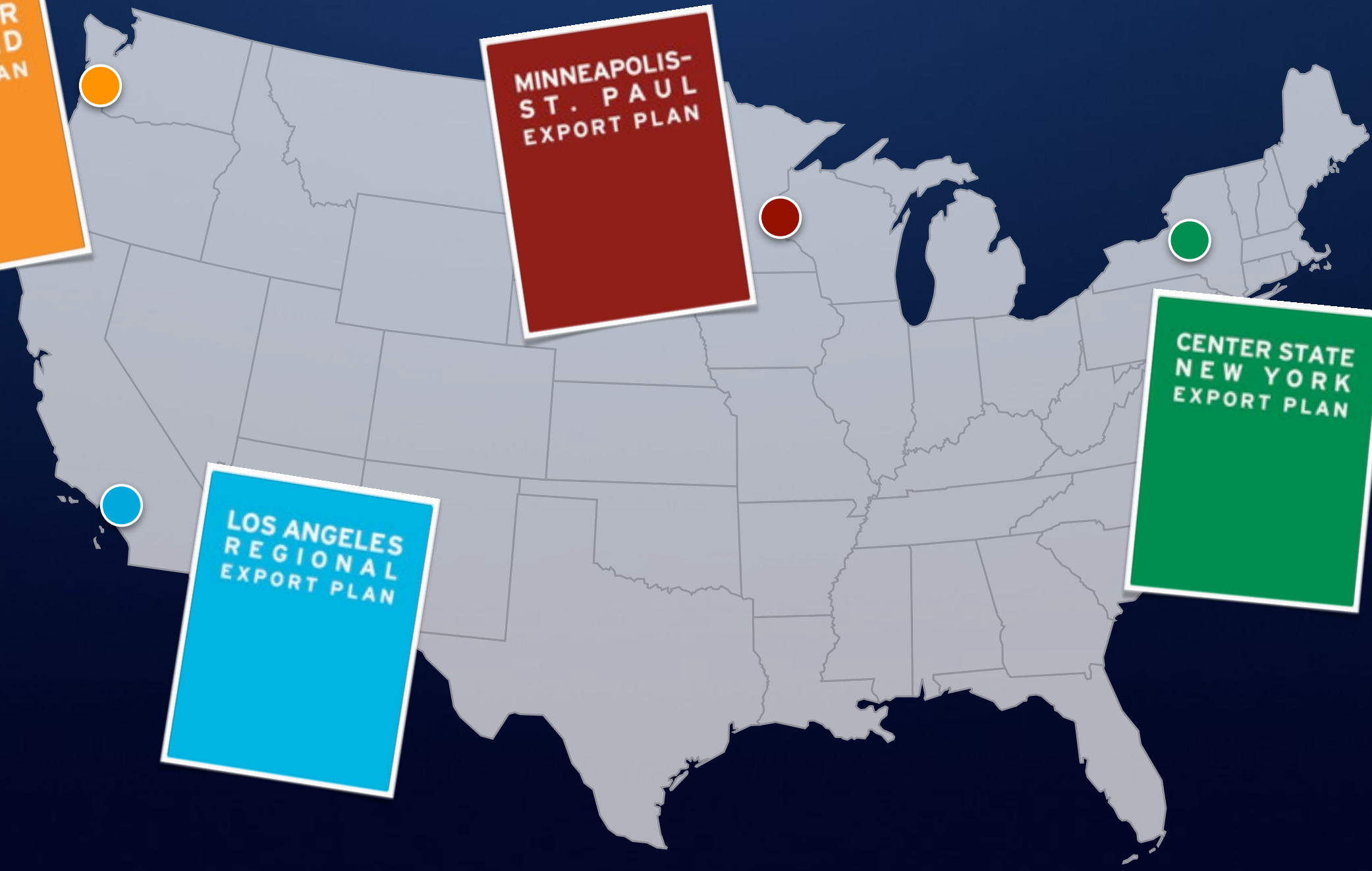


**GREATER
PORTLAND
EXPORT PLAN**

**MINNEAPOLIS-
ST. PAUL
EXPORT PLAN**

**CENTER STATE
NEW YORK
EXPORT PLAN**

**LOS ANGELES
REGIONAL
EXPORT PLAN**





The United States Conference of Mayors
“Export Ready” Challenge



Antonio Villaraigosa
Mayor, Los Angeles
Former President, USCM





**Rahm Emanuel
Mayor, Chicago**

“We can grow high-paying jobs in global industries throughout the City by expanding our exports...”

*Press release announcing a Chicago Export Strategy to double SME exports in the next 5 years
(April 13, 2011)*



Greg Fischer
Mayor, Louisville



Jim Gray
Mayor, Lexington

“There is opportunity for growth in both cities...Lexington and Louisville already have some strong exporters but we believe that a strategic focus will lead to new jobs for our entire Commonwealth.”

Mayor Jim Gray

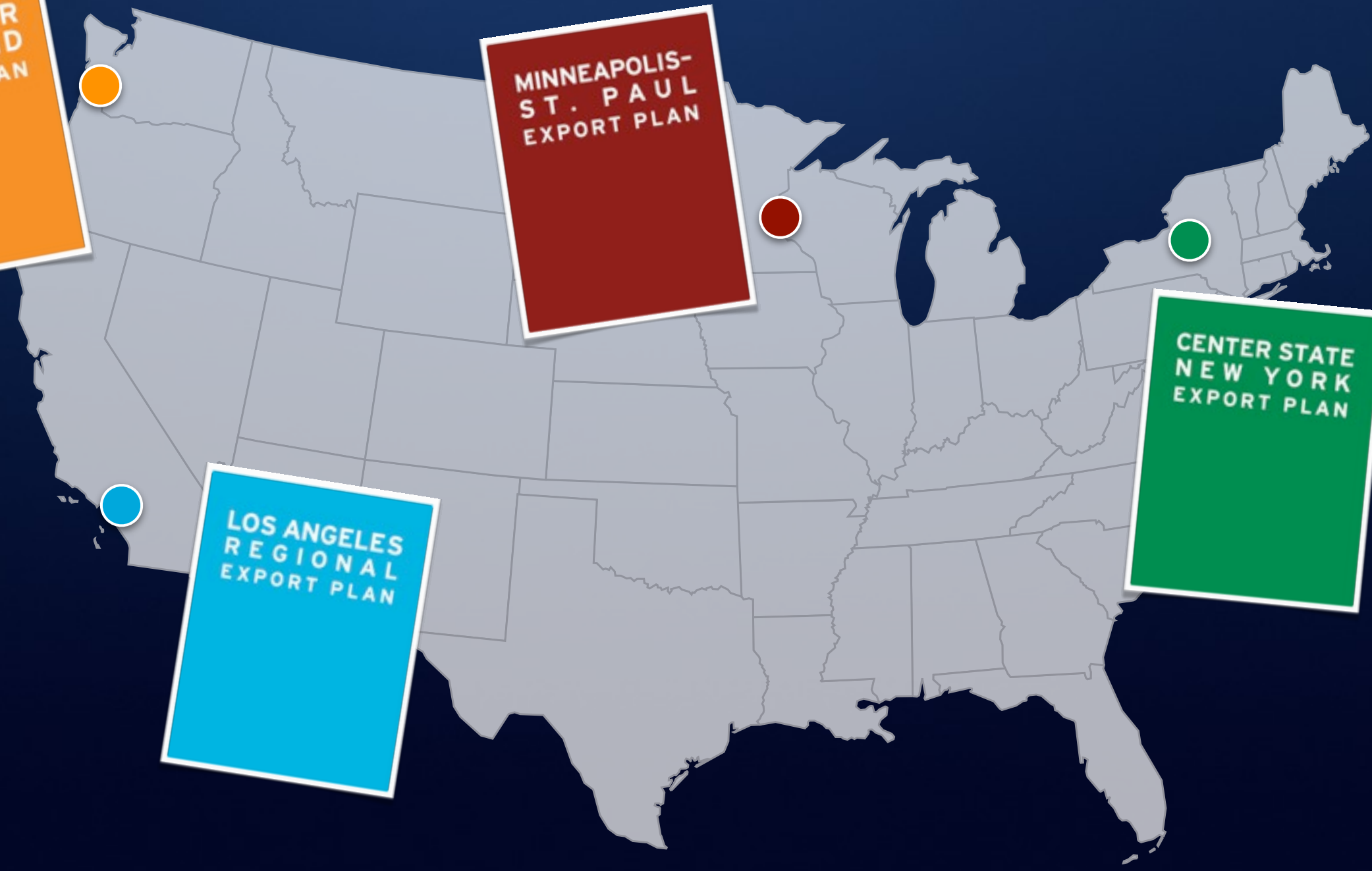
*Press release announcing goal to
increase the number of companies that
export by 50% within 5 years
(June 6, 2012)*

**GREATER
PORTLAND
EXPORT PLAN**

**MINNEAPOLIS-
ST. PAUL
EXPORT PLAN**

**CENTER STATE
NEW YORK
EXPORT PLAN**

**LOS ANGELES
REGIONAL
EXPORT PLAN**



**GREATER
PORTLAND
EXPORT PLAN**

**LOS ANGELES
REGIONAL
EXPORT PLAN**

**MINNEAPOLIS-
ST. PAUL
EXPORT PLAN**

**CENTER STATE
NEW YORK
EXPORT PLAN**



Goal: Double exports in the next five years

Target industries: computers and electronics, clean technology & innovation

Strategies:

1. Leverage primary exporters in computer and electronics

2. Catalyze under-exporters in manufacturing

3. Improve the export pipeline for small business

4. “We Build Green Cities” - brand and market Greater Portland’s global edge



Goal: Bolster trade with Canada, build export capacity of smaller firms and double exports in 5 years

Target industries: advanced manufacturing, semiconductors and nanotechnology, health and education

Strategies:



1. Increase export activities of the region's top exporters
2. Build export capacity of small and medium-sized enterprises (SMEs)
3. Expand exports of the region's key services industry

EMPIRE STATE CORPORATION FOR ECONOMIC OPPORTUNITY



Global LOGISTICS



Syracuse University

A New 10 Steps Guide Is Designed to Help Metros Deliver Their Own Export Plans

10 Steps to Delivering a Successful Metropolitan Export Plan

- Go Metro to Go Global
- Organize the Planning Process
- Produce a Data-Driven Market Scan
- Develop a Customized Export Plan
- Identify and Promote Policy Priorities

July 2012



City
State
Federal



Business/Civic Alliance
Industry



University



Ports
Airports

Exports Should Be Part of a Larger Global Engagement Strategy



There Are Other Ways for Metro Areas to Be Globally Engaged





Antioch

Samarkand

Tyre

Baghdad

Tehran

Lanzhou

Xi'an

Delhi



GOING GLOBAL

Boosting Economic Growth for Cities and Metropolitan Areas

@BrookingsMetro
@Amy_Liuw
#exportnation