Appendix Figures for
Child Poverty during the Great Recession:
Predicting State Child Poverty Rates for 2010
By Julia B. Isaacs

Child and Family Policy Fellow, Brooking Institution
Visiting Scholar, Institute for Research on Poverty
jisaacs@brookings.edu

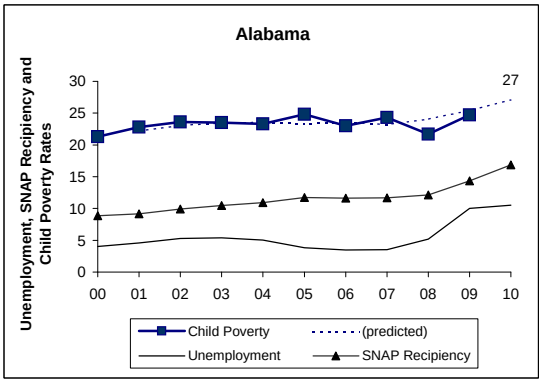
Alabama
Unemployment, SNAP Recipiency and Child Poverty Rates
27
Child Poverty
(predicted)
Unemployment
SNAP Recipiency

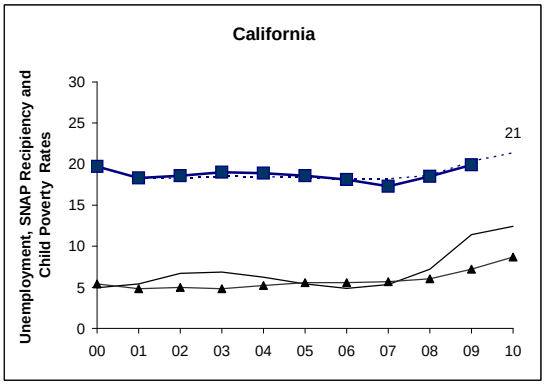
California
Unemployment, SNAP Recipiency and Child Poverty Rates
21

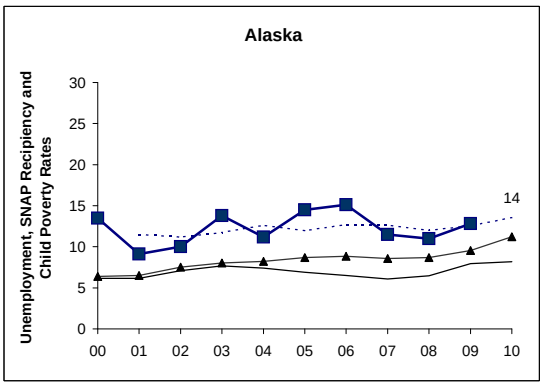
Alaska
Unemployment, SNAP Recipiency and Child Poverty Rates
14

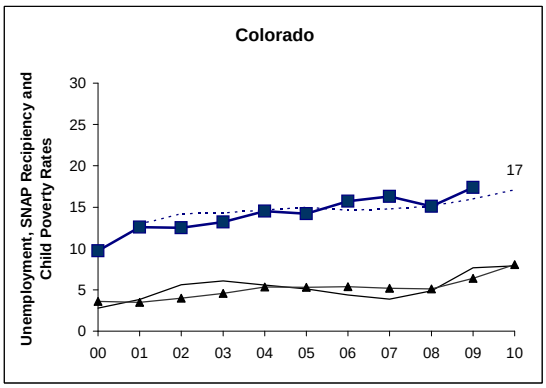
Colorado
Unemployment, SNAP Recipiency and Child Poverty Rates
17

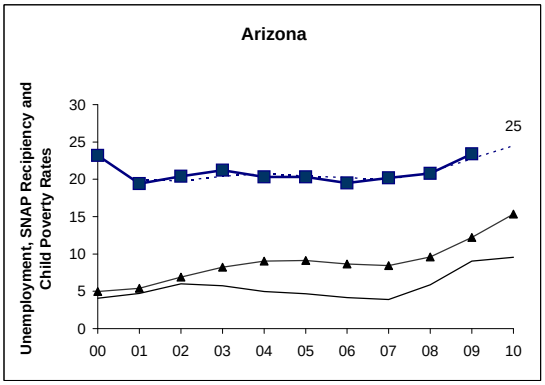
Arizona
Unemployment, SNAP Recipiency and Child Poverty Rates
25

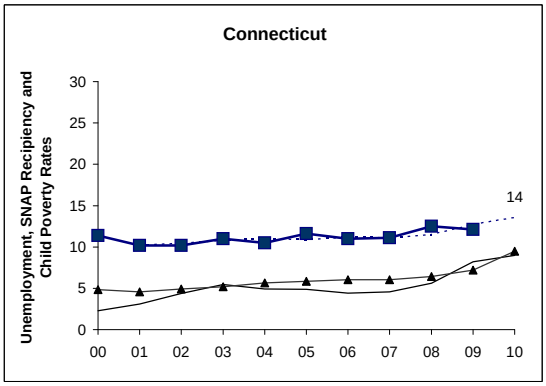
Connecticut
Unemployment, SNAP Recipiency and Child Poverty Rates
14

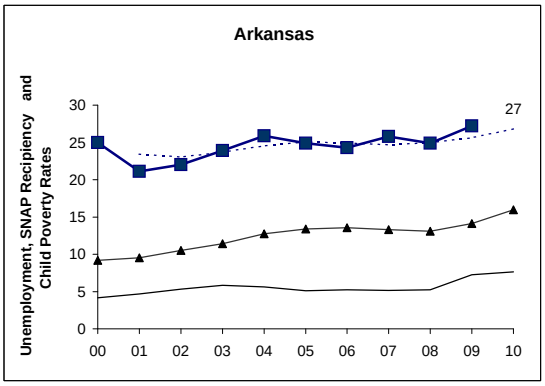
Arkansas
Unemployment, SNAP Recipiency and Child Poverty Rates
27

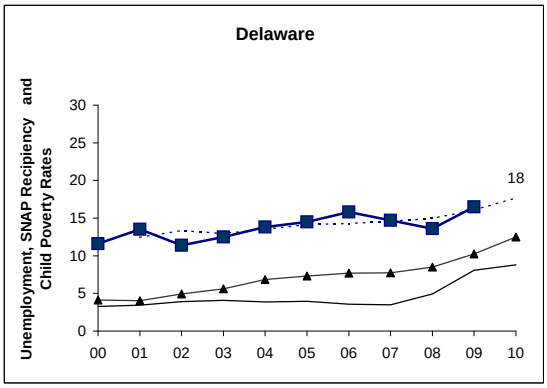
Delaware
Unemployment, SNAP Recipiency and Child Poverty Rates
18

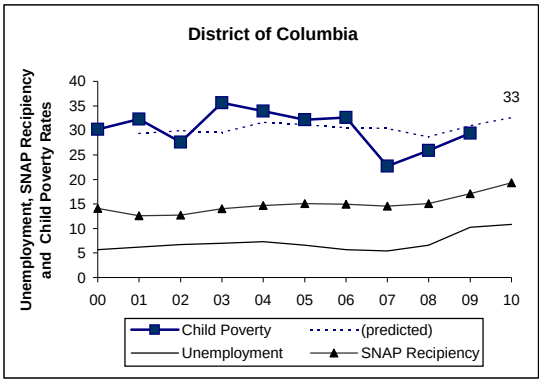
District of Columbia
Unemployment, SNAP Recipiency and Child Poverty Rates
33
Child Poverty
(predicted)
Unemployment
SNAP Recipiency

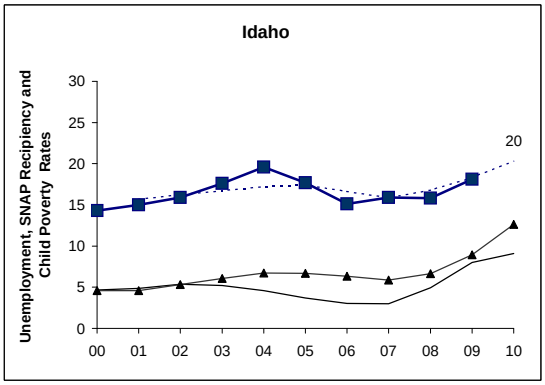
Idaho
Unemployment, SNAP Recipiency and Child Poverty Rates
20

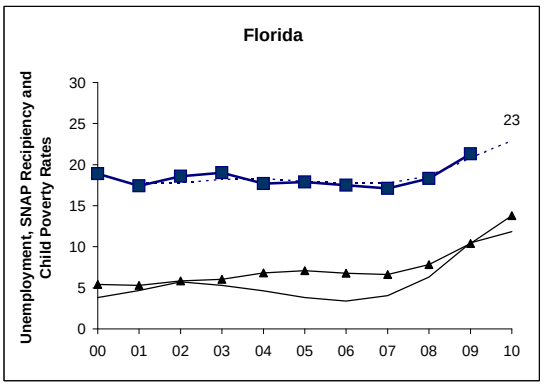
Florida
Unemployment, SNAP Recipiency and Child Poverty Rates
23

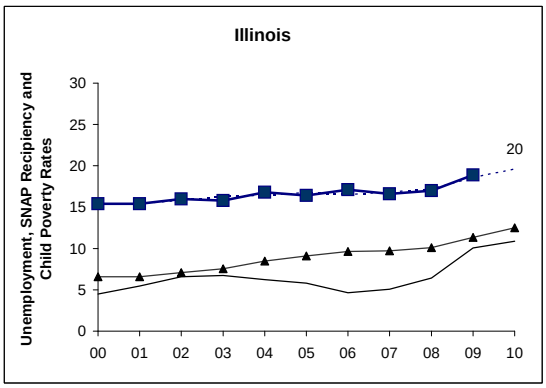
Illinois
Unemployment, SNAP Recipiency and Child Poverty Rates
20

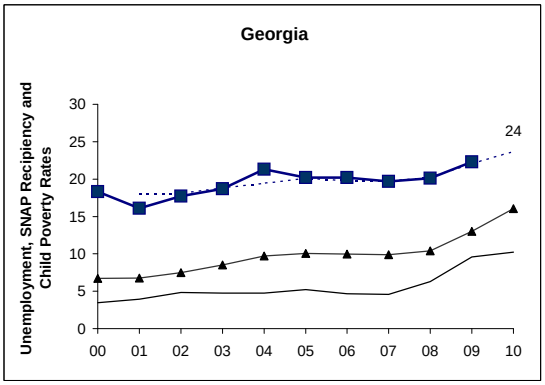
Georgia
Unemployment, SNAP Recipiency and Child Poverty Rates
24

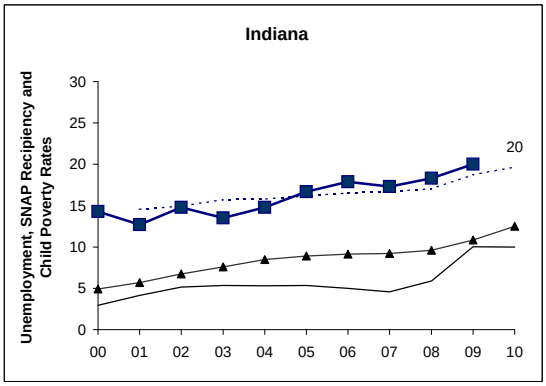
Indiana
Unemployment, SNAP Recipiency and Child Poverty Rates
20

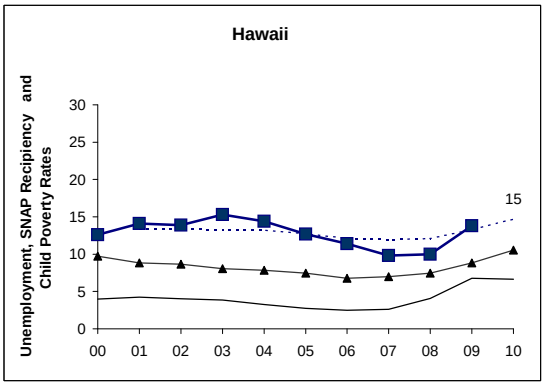
Hawaii
Unemployment, SNAP Recipiency and Child Poverty Rates
15

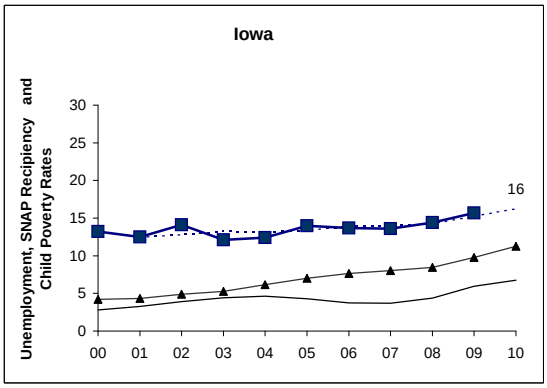
Iowa
Unemployment, SNAP Recipiency and Child Poverty Rates
16

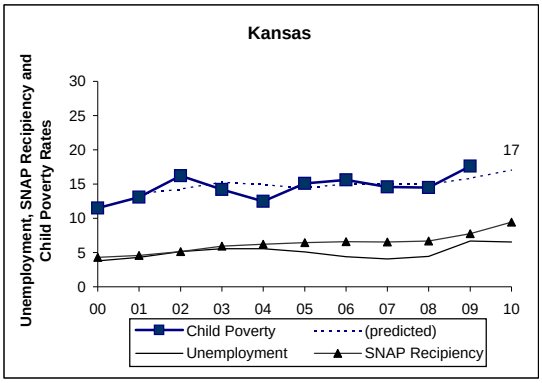
Kansas
Unemployment, SNAP Recipiency and Child Poverty Rates
30
25
20
15
10
5
0
00 01 02 03 04 05 06 07 08 09 10
17
Child Poverty
(predicted)
Unemployment
SNAP Recipiency

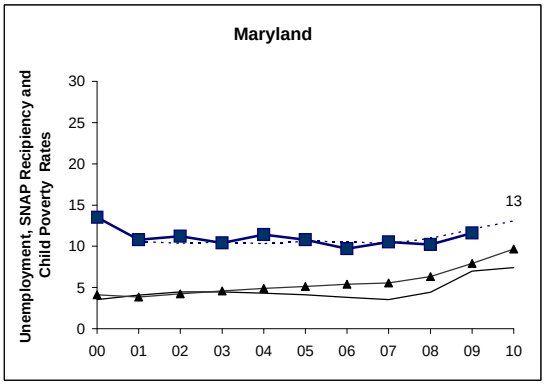
Maryland
Unemployment, SNAP Recipiency and Child Poverty Rates
30
25
20
15
10
5
0
00 01 02 03 04 05 06 07 08 09 10
13

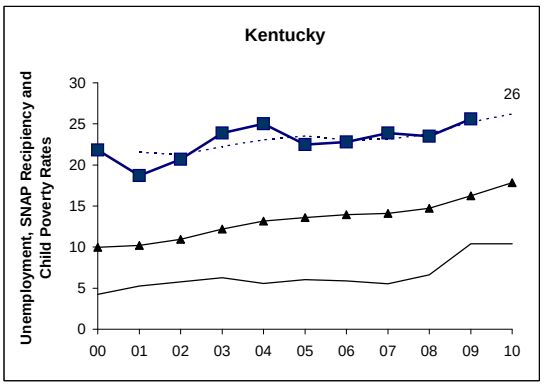
Kentucky
Unemployment, SNAP Recipiency and Child Poverty Rates
30
25
20
15
10
5
0
00 01 02 03 04 05 06 07 08 09 10
26

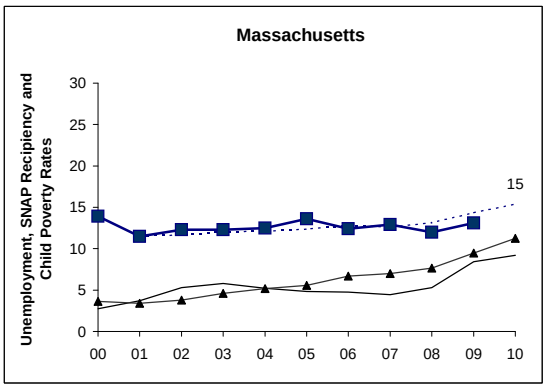
Massachusetts
Unemployment, SNAP Recipiency and Child Poverty Rates
30
25
20
15
10
5
0
00 01 02 03 04 05 06 07 08 09 10
15

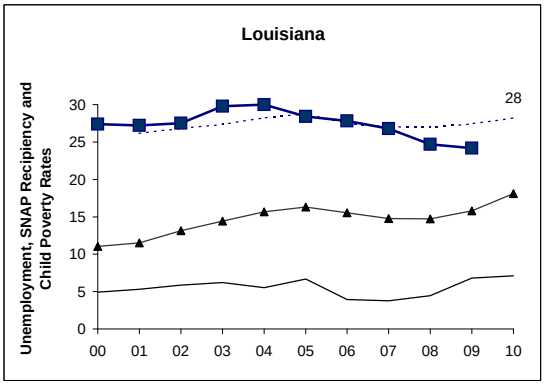
Louisiana
Unemployment, SNAP Recipiency and Child Poverty Rates
30
25
20
15
10
5
0
00 01 02 03 04 05 06 07 08 09 10
28

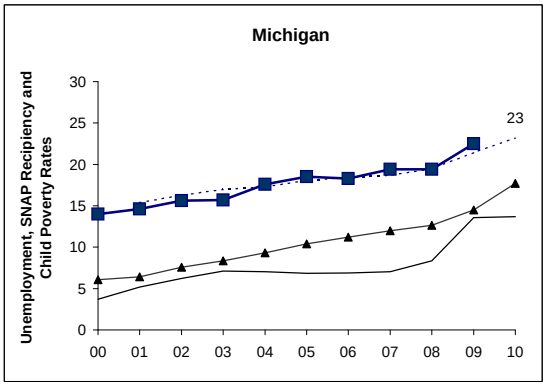
Michigan
Unemployment, SNAP Recipiency and Child Poverty Rates
30
25
20
15
10
5
0
00 01 02 03 04 05 06 07 08 09 10
23

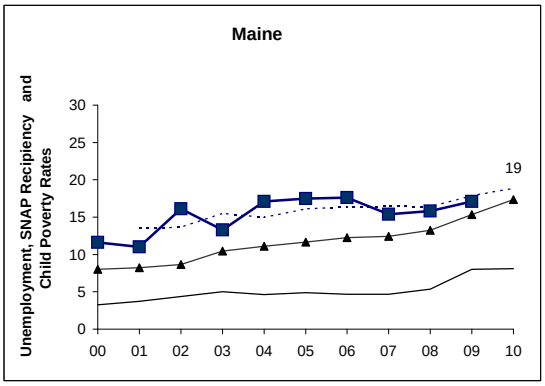
Maine
Unemployment, SNAP Recipiency and Child Poverty Rates
30
25
20
15
10
5
0
00 01 02 03 04 05 06 07 08 09 10
19

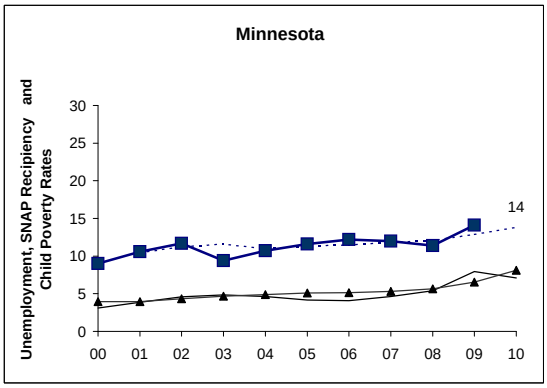
Minnesota
Unemployment, SNAP Recipiency and Child Poverty Rates
30
25
20
15
10
5
0
00 01 02 03 04 05 06 07 08 09 10
14

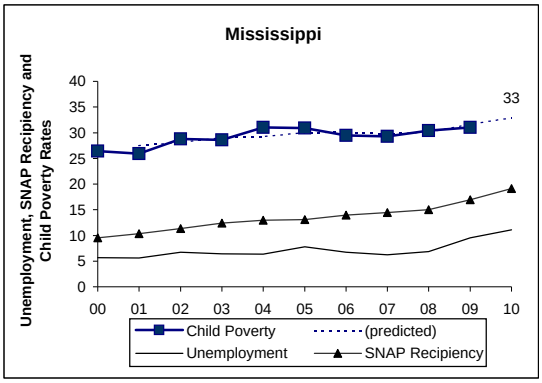
Mississippi
Unemployment, SNAP Recipiency and Child Poverty Rates
40
35
30
25
20
15
10
5
0
00 01 02 03 04 05 06 07 08 09 10
33
Child Poverty
(predicted)
Unemployment
SNAP Recipiency

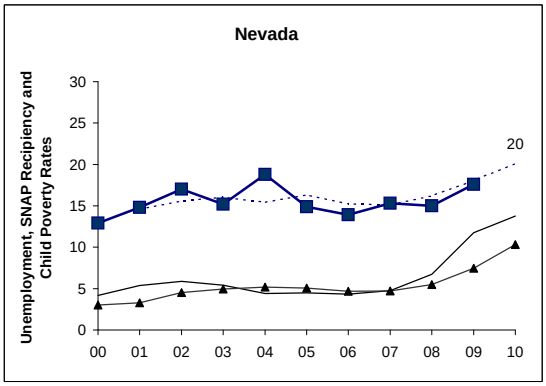
Nevada
Unemployment, SNAP Recipiency and Child Poverty Rates
30
25
20
15
10
5
0
00 01 02 03 04 05 06 07 08 09 10
20

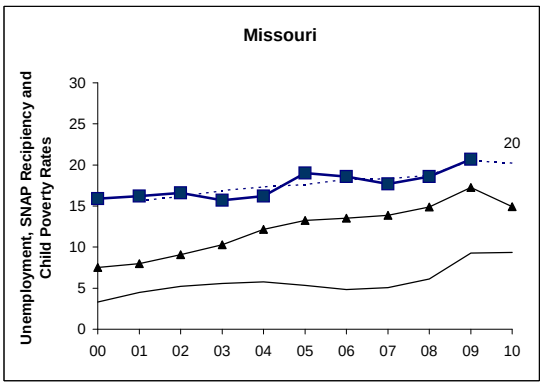
Missouri
Unemployment, SNAP Recipiency and Child Poverty Rates
30
25
20
15
10
5
0
00 01 02 03 04 05 06 07 08 09 10
20

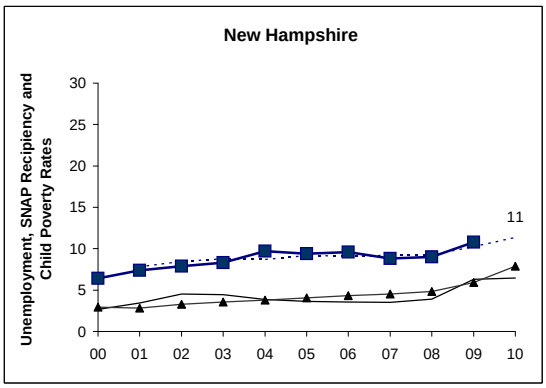
New Hampshire
Unemployment, SNAP Recipiency and Child Poverty Rates
30
25
20
15
10
5
0
00 01 02 03 04 05 06 07 08 09 10
11

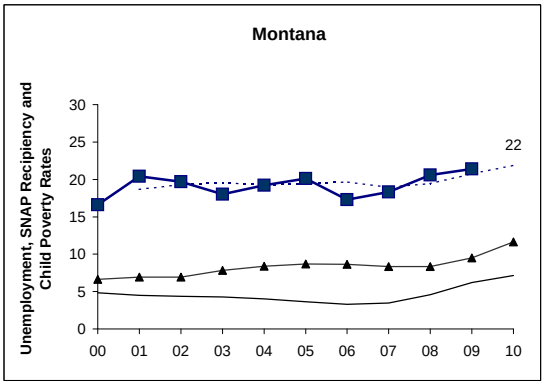
Montana
Unemployment, SNAP Recipiency and Child Poverty Rates
30
25
20
15
10
5
0
00 01 02 03 04 05 06 07 08 09 10
22

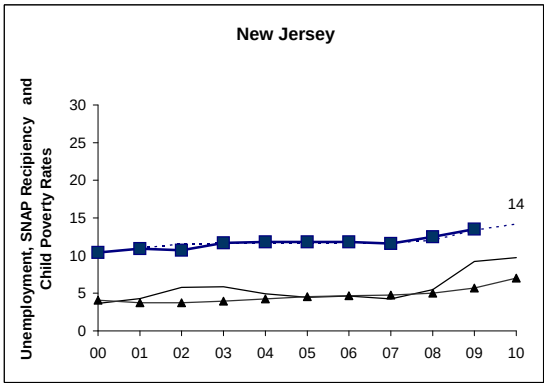
New Jersey
Unemployment, SNAP Recipiency and Child Poverty Rates
30
25
20
15
10
5
0
00 01 02 03 04 05 06 07 08 09 10
14

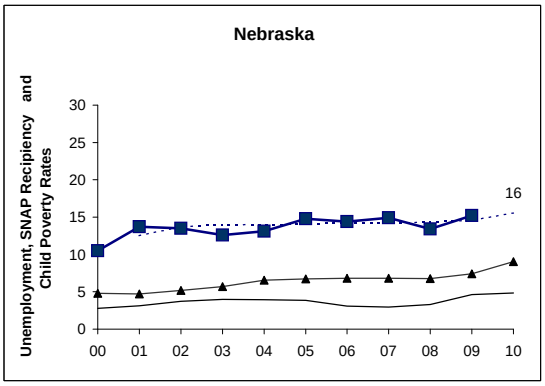
Nebraska
Unemployment, SNAP Recipiency and Child Poverty Rates
30
25
20
15
10
5
0
00 01 02 03 04 05 06 07 08 09 10
16

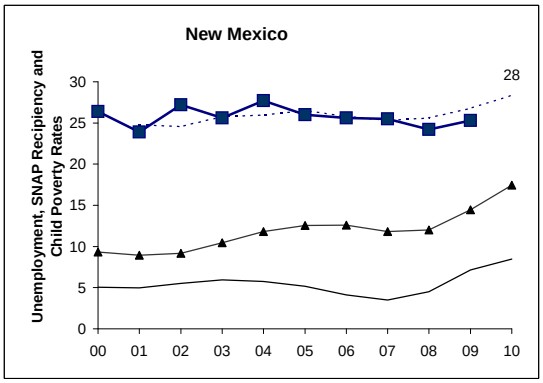
New Mexico
Unemployment, SNAP Recipiency and Child Poverty Rates
30
25
20
15
10
5
0
00 01 02 03 04 05 06 07 08 09 10
28

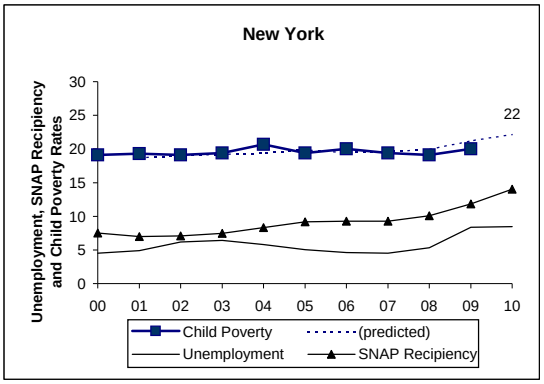
New York
Unemployment, SNAP Recipiency and Child Poverty Rates
22
Child Poverty
(predicted)
Unemployment
SNAP Recipiency

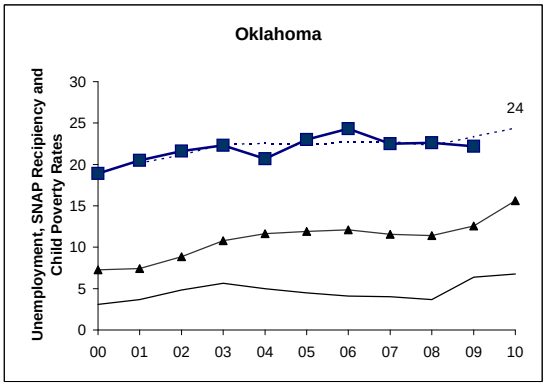
Oklahoma
Unemployment, SNAP Recipiency and Child Poverty Rates
24

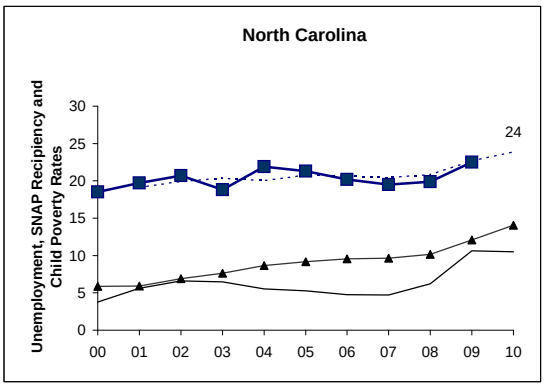
North Carolina
Unemployment, SNAP Recipiency and Child Poverty Rates
24

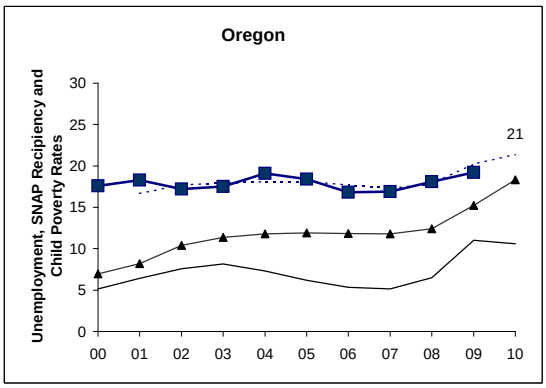
Oregon
Unemployment, SNAP Recipiency and Child Poverty Rates
21

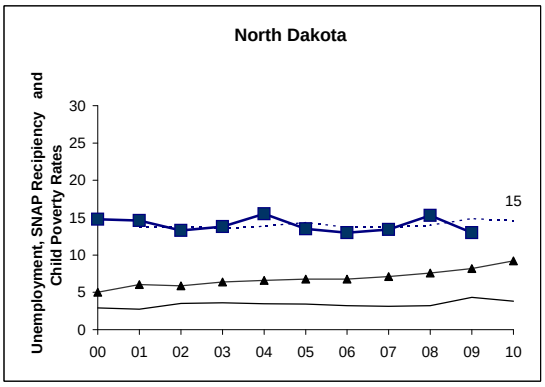
North Dakota
Unemployment, SNAP Recipiency and Child Poverty Rates
15

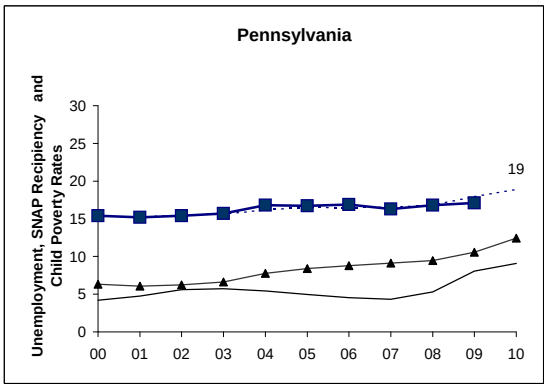
Pennsylvania
Unemployment, SNAP Recipiency and Child Poverty Rates
19

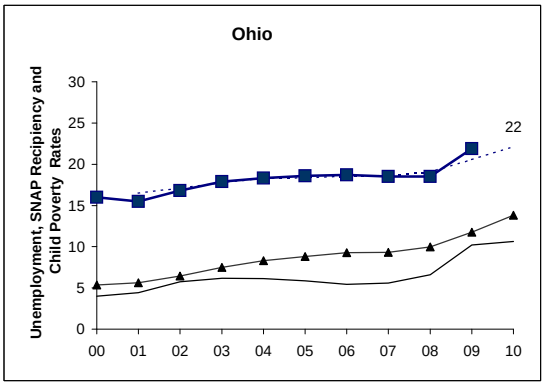
Ohio
Unemployment, SNAP Recipiency and Child Poverty Rates
22

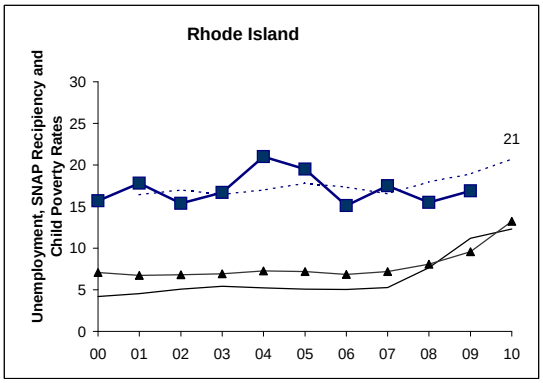
Rhode Island
Unemployment, SNAP Recipiency and Child Poverty Rates
21

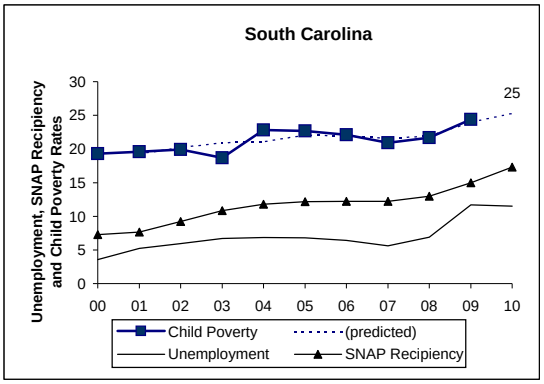
South Carolina
Unemployment, SNAP Recipiency and Child Poverty Rates
30
25
20
15
10
5
0
00 01 02 03 04 05 06 07 08 09 10
25
Child Poverty
(predicted)
Unemployment
SNAP Recipiency

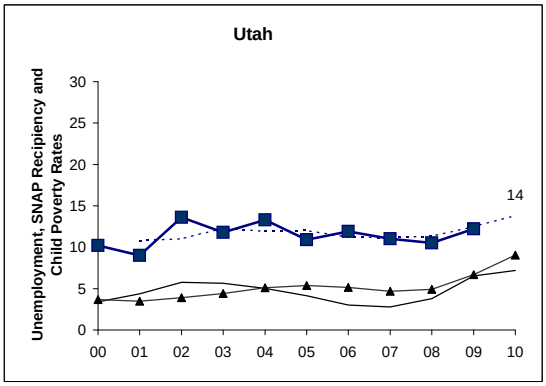
Utah
Unemployment, SNAP Recipiency and Child Poverty Rates
30
25
20
15
10
5
0
00 01 02 03 04 05 06 07 08 09 10
14

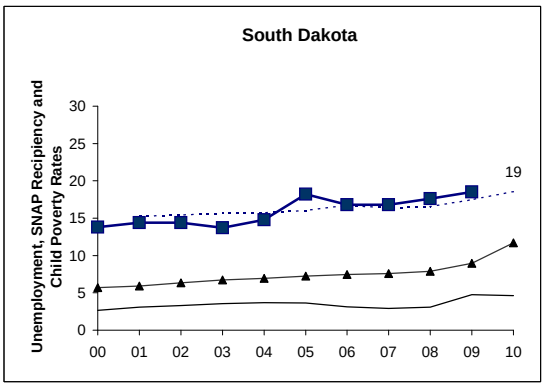
South Dakota
Unemployment, SNAP Recipiency and Child Poverty Rates
30
25
20
15
10
5
0
00 01 02 03 04 05 06 07 08 09 10
19

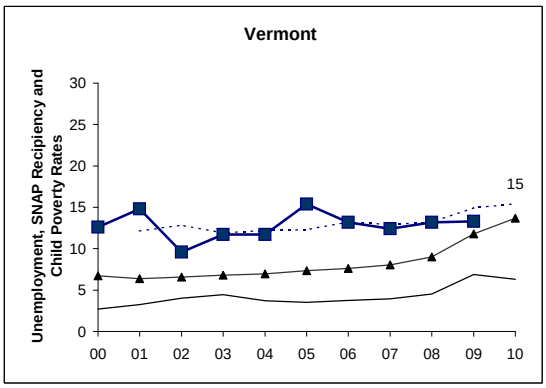
Vermont
Unemployment, SNAP Recipiency and Child Poverty Rates
30
25
20
15
10
5
0
00 01 02 03 04 05 06 07 08 09 10
15

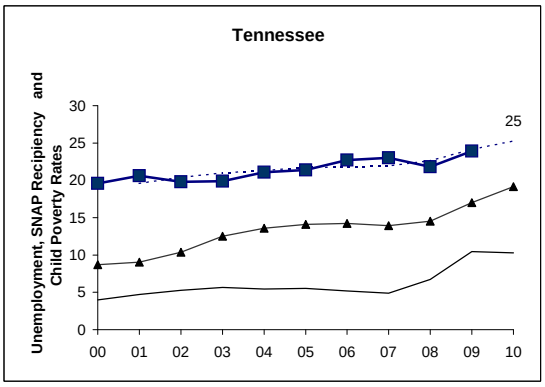
Tennessee
Unemployment, SNAP Recipiency and Child Poverty Rates
30
25
20
15
10
5
0
00 01 02 03 04 05 06 07 08 09 10
25

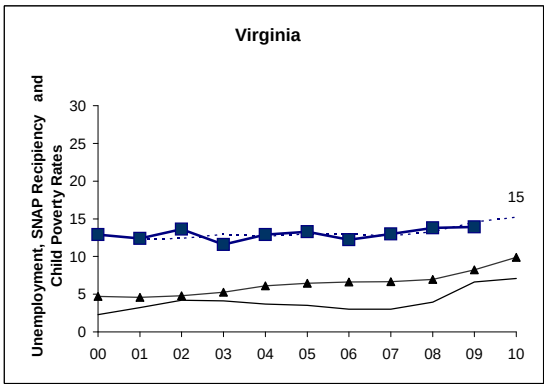
Virginia
Unemployment, SNAP Recipiency and Child Poverty Rates
30
25
20
15
10
5
0
00 01 02 03 04 05 06 07 08 09 10
15

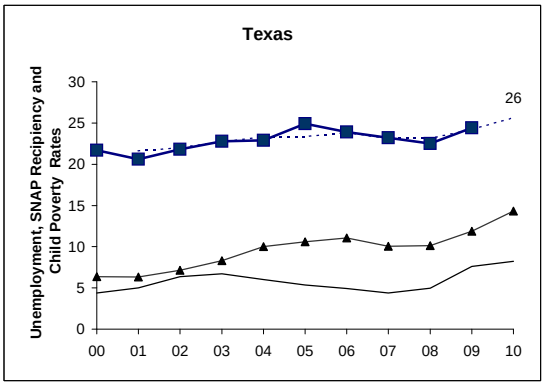
Texas
Unemployment, SNAP Recipiency and Child Poverty Rates
30
25
20
15
10
5
0
00 01 02 03 04 05 06 07 08 09 10
26

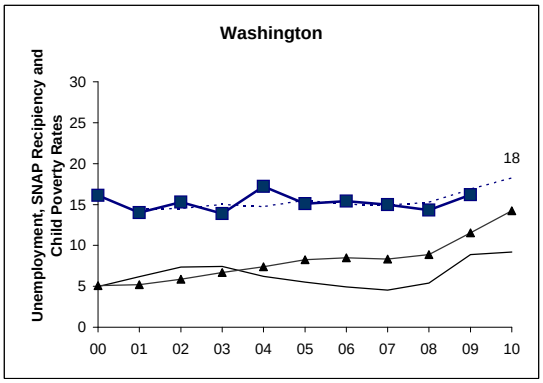
Washington
Unemployment, SNAP Recipiency and Child Poverty Rates
30
25
20
15
10
5
0
00 01 02 03 04 05 06 07 08 09 10
18

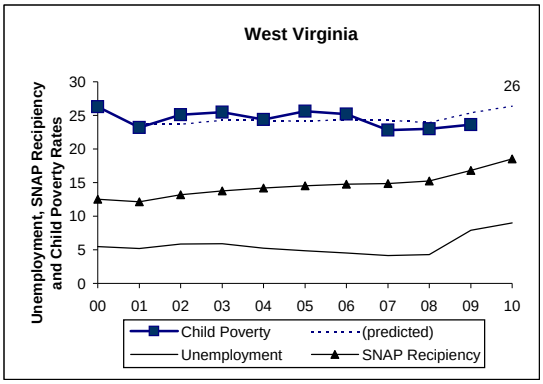
West Virginia
Unemployment, SNAP Recipiency and Child Poverty Rates
30
25
20
15
10
5
0
00
01
02
03
04
05
06
07
08
09
10
26
Child Poverty
(predicted)
Unemployment
SNAP Recipiency

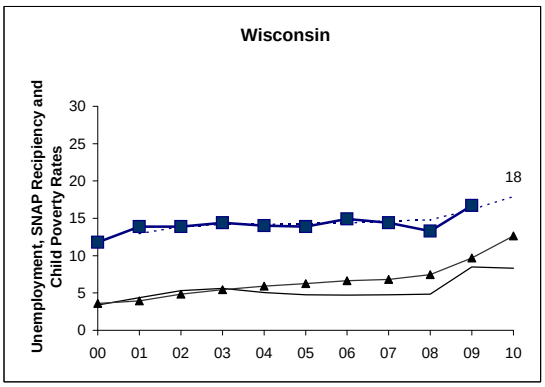
Wisconsin
Unemployment, SNAP Recipiency and Child Poverty Rates
30
25
20
15
10
5
0
00
01
02
03
04
05
06
07
08
09
10
18

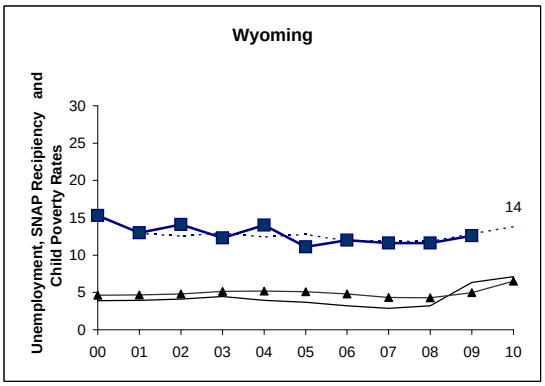
Wyoming
Unemployment, SNAP Recipiency and Child Poverty Rates
30
25
20
15
10
5
0
00
01
02
03
04
05
06
07
08
09
10
14