

# The Brookings Institution

Metropolitan Policy Program  
Andrew Reamer, Fellow



## OMB's Congressional Mandates to Provide Information on Federal Spending

Presentation to the National Grants Partnership  
October 22, 2007



# OMB's Congressional Mandates to Provide Information on Federal Spending

I

Painting a Picture

II

Current Status

III

Implications for FFATA Implementation

# I OMB's Mandates – Painting a Picture

OMB has eight interrelated Congressional mandates for collecting, organizing, and providing information on federal spending

Primary Information and Data Repositories

Grants – CFDA, FAADS, FAC

Procurement – FPDS

Reports – 31 USC 1112(f), CFFR

Secondary Data Repositories – RaDiUS, FFATA

# I OMB's Mandates – Painting a Picture

## Catalog of Federal Domestic Assistance (CFDA)

“The Director [of OMB] shall **collect and review information on domestic assistance programs** and shall provide such information to the Administrator (of General Services). . . . The Director shall be responsible for ensuring that the Administrator incorporates all relevant information received on a regular basis.” (31 USC 6102)

[Home](#) | [FAQ](#) | [Privacy](#) | [Feedback](#) | [About The CFDA Website](#) | [Search](#)

## Types Of Assistance

Currently, programs in the Catalog are being classified by GSA into 15 types of assistance. (Cooperative Agreements as a type of assistance is used for programs administered under that mechanism. However, the definition does not appear in this section.) Benefits and services of the programs are provided through seven financial types of assistance and eight nonfinancial types of assistance. The following list defines the types of assistance which are available through the programs. Code letters below (A through O) which identify the type of assistance will follow program titles in the Agency Index, Applicant Eligibility Index, the Functional Index, Deadlines Index, and in the list of added programs.

### (A) Formula Grants

Allocations of money to States or their subdivisions in accordance with distribution formulas prescribed by law or administrative regulation, for activities of a continuing nature not confined to a specific project.

### (B) Project Grants

The funding, for fixed or known periods, of specific projects. Project grants can include fellowships, scholarships, research grants, training grants, traineeships, experimental and demonstration grants, evaluation grants, planning grants, technical assistance grants, survey grants, and construction grants.

### (C) Direct Payments for Specified Use

Financial assistance from the Federal government provided directly to individuals, private firms, and other private institutions to encourage or subsidize a particular activity by conditioning the receipt of the assistance on a particular performance by the recipient. This does not include solicited contracts for the procurement of goods and services for the Federal government.

### (D) Direct Payments with

Financial assistance from the Federal government provided directly to

# I OMB's Mandates – Painting a Picture

## Federal Assistance Award Data System (FAADS)

“The Director shall (1) maintain the United States Government assistance awards information system established as a result of the study conducted under section 9 of the Federal Program Information Act; and (2) update the system on a quarterly basis. . . . The Director shall transmit promptly after the end of each calendar quarter . . . the data in the system . . . to the Committee on Rules and Administration of the Senate and the Committee on House Oversight of the House of Representatives.” (31 USC 6102a)

# I OMB's Mandates – Painting a Picture

## The Contents of FAADS

Coverage includes:

- approximately 600 Federal assistance programs managed by 33 federal departments and agencies
- all assistance programs listed in the CFDA as well as federal financial assistance not included in the CFDA, to the extent allowed by data availability
- transfer payments to individuals (e.g., Social Security, food stamps), other direct payments (e.g., commodity supports), grants (e.g., block, formula, project), loans, and insurance

## U.S. Census Bureau

## Federal, State, and Local Governments

### Federal Assistance Award Data System


#### 2006 4th quarter

[Main](#)[Back To FAADS](#)

Each quarterly FAADS data file is accessible either as a single national flat data file containing records for each state, territory and the District of Columbia, or as 59 individual files. The compressed flat files contain the individual data records described on the FAADS main page and in the User Guide. The viewable data summary is a set of tables showing the funding amounts and the record counts cross-tabulated by the type of assistance, for the US, and the individual states, territories and the District of Columbia.

#### Available Data

*tables provided in both viewable and downloadable formats*

[PDF] or  denotes a file in Adobe's [Portable Document Format](#). To view the file, you will need the [Adobe® Acrobat® Reader](#)  available **free** from Adobe.

#### Viewable Data

[US Summary Table](#)[State Summary Table](#)[Compliance Report](#)

#### Downloadable Data

*To provide for faster downloading, these files have been compressed. Numbers in parentheses are approximate compressed/decompressed file sizes.*

[Flat File](#) - All States (9mb/156mb)[Flat File - Individual States](#) ([View file sizes](#))



# I OMB's Mandates – Painting a Picture

## Federal Audit Clearinghouse (FAC)

Under federal single audit (SA) requirements, all non-federal entities (defined as state and local governments and nonprofit organizations) that receive over \$500,000 annually in federal financial assistance (whether as a direct recipient or subrecipient) are to submit an audit reporting package “to **a federal clearinghouse designated by the Director [of OMB].**” (31 USC 7502(h))



## Results from Query of Single Audit Database



**Your search has produced 9 records**

These results are based on the following search criteria:

- Auditee Name: STATE OF MARYLAND.

Auditee Name	City	State	EIN	Fiscal Year Ending Date	Completed On	Previous Completed On
<a href="#">MORGAN STATE UNIVERSITY - STATE OF MARYLAND</a>	BALTIMORE	MD	526002033	6/30/1998	2/28/2001	
<a href="#">STATE OF MARYLAND</a>	ANNAPOLIS	MD	526002033	6/30/1999	9/30/2000	
<a href="#">STATE OF MARYLAND</a>	ANNAPOLIS	MD	526002033	6/30/2000	4/11/2001	
<a href="#">STATE OF MARYLAND</a>	ANNAPOLIS	MD	526002033	6/30/2001	3/29/2002	
<a href="#">STATE OF MARYLAND</a>	ANNAPOLIS	MD	526002033	6/30/2002	10/27/2004	
<a href="#">STATE OF MARYLAND</a>	ANNAPOLIS	MD	526002033	6/30/2003	10/4/2004	
<a href="#">STATE OF MARYLAND</a>	ANNAPOLIS	MD	526002033	6/30/2004	5/4/2005	
<a href="#">STATE OF MARYLAND</a>	ANNAPOLIS	MD	526002033	6/30/2005	4/9/2007	4/6/2007
<a href="#">STATE OF MARYLAND</a>	ANNAPOLIS	MD	526002033	6/30/2006	4/6/2007	

[Return to Entity Search](#)

## Form SF-SAC(1-15-2004) OMB #0348-0057

EIN : 526002033

## Part III: FEDERAL PROGRAMS Continued

## 9. FEDERAL AWARDS EXPENDED DURING FISCAL YEAR

## 10. AUDIT FINDINGS

Row	Federal Agency Prefix (a)	CFDA Number Extension (b)	Research and development (c)	Name of Federal program (d)	Amount expended (e)	Direct award (f)	Major program		Type(s) of compliance requirement (s) (a)	Audit finding reference number (s) (b)
							Major program (g)	If yes, type of audit report (h)		
1	98	.RD	<input checked="" type="checkbox"/> Y	AGENCY FOR INTERNATIONAL DEVELOPMENT	\$ 25,150	<input checked="" type="checkbox"/> Y	<input checked="" type="checkbox"/> Y	U	O	N/A
2	98	.TELP-UMES	<input checked="" type="checkbox"/> N	AGENCY FOR INTERNATIONAL DEVELOPMENT	\$ -437	<input checked="" type="checkbox"/> N	<input checked="" type="checkbox"/> N		O	N/A
3	10	.58-1225-7-001	<input checked="" type="checkbox"/> Y	CONTRACT/OTHER	\$ 29,055	<input checked="" type="checkbox"/> Y	<input checked="" type="checkbox"/> Y	U	O	N/A
4	10	.04-3167352	<input checked="" type="checkbox"/> N	CONTRACT/OTHER	\$ 2,896	<input checked="" type="checkbox"/> N	<input checked="" type="checkbox"/> N		O	N/A
5	10	.001	<input checked="" type="checkbox"/> N	AGRICULTURE RESEARCH: BASIC AND APPLIED RESEARCH	\$ 356,704	<input checked="" type="checkbox"/> Y	<input checked="" type="checkbox"/> N		O	N/A
6	10	.001	<input checked="" type="checkbox"/> N	AGRICULTURE RESEARCH: BASIC AND APPLIED RESEARCH	\$ 37,838	<input checked="" type="checkbox"/> N	<input checked="" type="checkbox"/> N		O	N/A
7	10	.025	<input checked="" type="checkbox"/> N	PLANT AND ANIMAL DISEASE, PEST CONTROL AND ANIMAL CARE	\$ 1,204,501	<input checked="" type="checkbox"/> Y	<input checked="" type="checkbox"/> N		O	N/A
8	10	.051	<input checked="" type="checkbox"/> N	COMMODITY LOANS AND LOAN DEFICIENCY PAYMENTS	\$ 122,140	<input checked="" type="checkbox"/> Y	<input checked="" type="checkbox"/> N		O	N/A

29	10	.551	<input checked="" type="checkbox"/> N	FOOD STAMPS	\$ 334,311,830	<input checked="" type="checkbox"/> Y	<input checked="" type="checkbox"/> Y	U	FL	2006-7, 2006-8
30	10	.561	<input checked="" type="checkbox"/> N	STATE ADMINISTRATIVE MATCHING GRANTS FOR FOOD STAMP PROGRAM	\$ 37,318,257	<input checked="" type="checkbox"/> Y	<input checked="" type="checkbox"/> Y	U	FL	2006-7, 2006-8
31	10	.553	<input checked="" type="checkbox"/> N	SCHOOL BREAKFAST PROGRAM	\$ 24,802,500	<input checked="" type="checkbox"/> Y	<input checked="" type="checkbox"/> N		O	N/A
32	10	.555	<input checked="" type="checkbox"/> N	NATIONAL SCHOOL LUNCH PROGRAM	\$ 92,058,089	<input checked="" type="checkbox"/> Y	<input checked="" type="checkbox"/> N		O	N/A
33	10	.556	<input checked="" type="checkbox"/> N	SPECIAL MILK PROGRAM FOR CHILDREN	\$ 483,566	<input checked="" type="checkbox"/> Y	<input checked="" type="checkbox"/> N		O	N/A
34	10	.559	<input checked="" type="checkbox"/> N	SUMMER FOOD SERVICE PROGRAM FOR CHILDREN	\$ 4,054,009	<input checked="" type="checkbox"/> Y	<input checked="" type="checkbox"/> N		O	N/A
35	10	.557	<input checked="" type="checkbox"/> N	SPECIAL SUPPLEMENTAL NUTRITION PROGRAM - WIC	\$ 65,155,757	<input checked="" type="checkbox"/> Y	<input checked="" type="checkbox"/> N		O	N/A
36	10	.558	<input checked="" type="checkbox"/> N	CHILD AND ADULT CARE FOOD PROGRAM	\$ 34,649,113	<input checked="" type="checkbox"/> Y	<input checked="" type="checkbox"/> Y	U	O	N/A
37	10	.560	<input checked="" type="checkbox"/> N	ADMINISTRATIVE EXPENSES FOR CHILD NUTRITION	\$ 1,804,148	<input checked="" type="checkbox"/> Y	<input checked="" type="checkbox"/> N		O	N/A
38	10	.568	<input checked="" type="checkbox"/> N	EMERGENCY FOOD ASSISTANCE PROGRAM (ADMINISTRATIVE COSTS)	\$ 642,427	<input checked="" type="checkbox"/> Y	<input checked="" type="checkbox"/> N		O	N/A
39	10	.569	<input checked="" type="checkbox"/> N	EMERGENCY FOOD ASSISTANCE PROGRAM (FOOD COMMODITIES)	\$ 1,489,307	<input checked="" type="checkbox"/> Y	<input checked="" type="checkbox"/> N		O	N/A
40	10	.572	<input checked="" type="checkbox"/> N	WIC FARMERS MARKET NUTRITION PROGRAM (FMNP)	\$ 446,883	<input checked="" type="checkbox"/> Y	<input checked="" type="checkbox"/> N		O	N/A
41	10	.574	<input checked="" type="checkbox"/> N	TEAM NUTRITION TRAINING	\$ 35,307	<input checked="" type="checkbox"/> Y	<input checked="" type="checkbox"/> N		O	N/A
42	10	.576	<input checked="" type="checkbox"/> N	FARMERS MARKET NUTRITION PROGRAM (SFMNP)	\$ 106,391	<input checked="" type="checkbox"/> Y	<input checked="" type="checkbox"/> N		O	N/A

# I OMB's Mandates – Painting a Picture

## Federal Procurement Data System (FPDS)

“The functions of the Administrator (of the OMB Office of Federal Procurement Policy) shall include . . . **providing for and directing the activities of the computer-based Federal Procurement Data System** (including recommending to the Administrator of General Services a sufficient budget for such activities), which shall be located in the General Services Administration, in order to adequately collect, develop, and disseminate procurement data.” (41 USC 405(d)4(A))



## Log In

Log-In:

Password:

Log In

[Forgot Your Password?](#)

[Security and Privacy](#)

[About FPDS-NG](#)

[Contact Help Desk](#)



## What's New

New government wide standard reports and improved adhoc reporting is now available.

[GCE unveils new 'ezSearch' Tool](#)

[New, enhanced portal for FPDS-NG reports!](#)

[For more information on reports and other new items please click here.](#)

[DoD Data Availability](#)

[For more information on using and importing the XML data archives please click here.](#)

[FPDS-NG User's Manual](#)



## Top Requests

Current top requests:

[Hurricane Katrina Contracts](#)

[Hurricane Rita Contracts](#)

[Other Hurricane/Disaster Relief](#)

[Trending Analysis Report for the Last 5 Years](#)

[FPDS-NG Transaction and User Statistics](#)

[Performance Based Statistics](#)



## Registration

Welcome to the new Federal Procurement Data System (FPDS).

If you have not already registered, please do so by clicking the link below. If you are a registered FPDS user, login using the fields provided in the Login section.

Not Registered? [Register](#)

[Who Should Register?](#)



## Important Links

[FPDS-NG FAQs](#)

[IAE FAQs](#)

[List of Agencies Submitting Data to FPDS-NG](#)

[Find Current Business Opportunities](#)

[Small Business Services](#)

[Business Partner Network](#)

[Register as a Potential Contractor](#)

[Past Performance Information Retrieval System](#)

[Federal Technical Data System](#)

[Official Website for eGov Initiatives](#)

[FPDS-NG Project Site](#)



## Reports

The following FPDS reports are available now for download:

[Small Business Goaling Report FAQs](#)

[Small Business Goaling Report FY 2006](#)

[Small Business Goaling Report FY 2005](#)

[Small Business Goaling Report FY 2004](#)

[Federal Procurement Report FY 2005](#)

[Federal Procurement Report FY 2004](#)

[Federal Procurement Report FY 2003](#)

[Federal Procurement Report FY 2002](#)

[Federal Procurement Report FY 2001](#)

[Federal Procurement Report FY 2000](#)

[Federal Procurement Report FY 1981-1999](#)

# I OMB's Mandates – Painting a Picture

## Information on Federal Assistance to State and Local Governments

“In cooperation with the Director of the Congressional Budget Office, the Comptroller General, and appropriate representatives of State and local governments, the Director of the Office of Management and Budget (to the extent practicable) shall **provide State and local governments with fiscal, budget, and program information** necessary for accurate and timely determination by those governments of **the impact on their budgets of assistance of the United States Government.**” (31 USC 1112(f))

FISCAL YEAR 2003

# BUDGET INFORMATION FOR STATES



422-page document – 180 pages of program tables by state, plus state-specific tables

Covered about 85 percent of grant funding for state and local governments

## Maryland

(obligations in thousands of dollars)

Agency and Program	FY 2001 Actual	Estimated FY 2002 obligations from:			FY 2003 (estimated)
		Previous authority	New authority	Total	
<b>Department of Agriculture, Cooperative State Research, Education, and Extension Service</b>					
Cooperative Forestry Research (10.202) .....	241		241	241	241
Hatch Act (10.203) .....	2,355		2,352	2,352	2,352
1890 Land-Grant Colleges and Tuskegee University (10.205) .....	1,019		1,068	1,068	1,068
Animal Health and Disease Research (10.207) .....	25		25	25	25
Cooperative Extension Service (10.500) .....	4,979		5,066	5,066	5,066
<b>Department of Agriculture, Food and Nutrition Service</b>					
School Breakfast Program (10.553) .....	20,227		22,081	22,081	23,290
National School Lunch Program (10.555) .....	75,748	8,308	73,927	82,235	86,870
Special Milk Program (10.556) .....	443		482	482	470
Special Supplemental Nutrition Program for Women, Infants, and Children (WIC) (10.557) .....	50,916	929	53,320	54,249	57,366
Child and Adult Care Food Program (10.558) .....	29,262		31,281	31,281	33,102
Summer Food Service Program for Children (10.559) .....	3,227		3,723	3,723	3,996
State Administrative Expenses for Child Nutrition (10.560) .....	1,897	94	1,901	1,995	2,057
State Administrative Matching Grants for Food Stamp Program (10.561) .....	39,673		38,268	38,268	39,338
Commodity Supplemental Food Program (10.565) .....					
The Emergency Food Assistance Program (Administrative Costs) (10.568) .....	612		685	685	685
The Emergency Food Assistance Program (Commodities) (10.569) .....	1,319		1,323	1,323	1,323
Nutrition Program for the Elderly (10.570) .....	1,991	10	1,961	1,971	( <sup>1</sup> )
Farmers' Market Nutrition Program (10.572) .....	303	11	144	155	



# I OMB's Mandates – Painting a Picture

## Consolidated Federal Funds Report (CFFR)

“(N)ot later than 180 days after the end of each fiscal year, the Director [of OMB] shall prepare a Consolidated Federal Funds Report presenting the total amount of Federal funds that were obligated for expenditure or expended in each State, county or parish, congressional district, and municipality of the United States in appropriate general categories of Federal funds during the preceding fiscal year.”  
(31 USC 6202)

## U.S. Census Bureau

### Federal, State, and Local Governments Consolidated Federal Funds Report

[Main](#)[Site Map](#)[Contact Us](#)

The Consolidated Federal Funds Report (CFFR) covers all states, the District of Columbia, and US Outlying Areas. CFFR data were obtained from Federal government agencies. These data cover Federal expenditures or obligations for the following categories: grants, salaries and wages, procurement contracts, direct payments for individuals, other direct payments, direct loans, guaranteed or insured loans, and insurance. Dollar amounts reported represent either actual expenditures or obligations.

#### Available Data

*types and number of files vary somewhat depending upon reference year*

- [On-Line Query System \(1993-2005\)](#)

search national, state, and county-level data by Object area, agency, and program code

#### Years Available

Select a Year

2005

2004

2003

#### Description of Available Files (select a year to view files)

- Publication data on Federal Government expenditures or obligations
- Detailed Data files detail item coded data at the state/county/place level for each of the 60 states and outlying areas (available as both fixed length, comma delimited and fixed length, no delimiter)

#### Related Links

- [Federal Assistance Award Data System](#)

detailed place and recipient information concerning most federal awards

#### Contact Information

# U.S. Census Bureau

## CONSOLIDATED FEDERAL FUNDS REPORT: Fiscal Year 2005

### Detailed Federal Expenditure Data - [MARYLAND](#)

[View Spreadsheet](#)

#### SUMMARY TOTALS

#### FY 2005 AMOUNT

#### DIRECT EXPENDITURES OR OBLIGATIONS

RETIREMENT / DISABILITY PAYMENTS FOR INDIVIDUALS (DR)	14,829,319,183
OTHER DIRECT PAYMENTS FOR INDIVIDUALS (DO)	7,561,670,155
DIRECT PAYMENTS OTHER THAN FOR INDIVIDUALS (DX)	3,049,156,971
GRANTS (BLOCK, FORMULA, PROJECT, AND COOPERATIVE AGREEMENTS) (GG)	8,643,028,169
PROCUREMENT CONTRACTS (PC)	21,842,609,278
SALARIES AND WAGES (SW)	10,794,320,597

#### TOTAL DIRECT EXPENDITURES OR OBLIGATIONS

66,720,104,353

#### EXHIBIT

TOTAL DIRECT EXPENDITURES OR OBLIGATIONS - DEFENSE	15,256,089,143
TOTAL DIRECT EXPENDITURES OR OBLIGATIONS - NON DEFENSE	51,464,015,210

#### OTHER FEDERAL ASSISTANCE

DIRECT LOANS (DL)	430,473,033
GUARANTEED/INSURED LOANS (GL)	3,701,580,155
INSURANCE (II)	9,170,844,913

#### *Retirement & Disability Payments for Individuals (DR)*




PROGRAM	PROGRAM NAME
16.571	PUBLIC SAFETY OFFICERS' BENEFITS PROGRAM

FY 2005 AMOUNT  
2,112,103

## U.S. Census Bureau

### Federal Aid to States for Fiscal Year: 1998 - 2005

This report presents Federal Government aid to state and local governments by state and U.S. Outlying Area. Coverage is restricted to Federal Government expenditures for grants to state and local governments for which data are available by state and outlying area. For fiscal year 1998 (October 1, 1997 to September 30, 1998), the statistics compiled cover \$253 billion. The data are shown by Federal agency and program whenever possible.

[PDF] or  denotes a file in Adobe's [Portable Document Format](#). To view the file, you will need the [Adobe® Acrobat® Reader](#)  available **free** from Adobe. This symbol  indicates a link to a non-government web site. Our linking to these sites does not constitute an endorsement of any products, services or the information found on them. Once you link to another site you are subject to the policies of the new site.

#### View publications:

[Federal Aid to States for Fiscal Year: 2005](#)  
[Federal Aid to States for Fiscal Year: 2004](#)  
[Federal Aid to States for Fiscal Year: 2003](#)  
[Federal Aid to States for Fiscal Year: 2002](#)  
[Federal Aid to States for Fiscal Year: 2001](#)  
[Federal Aid to States for Fiscal Year: 2000](#)  
[Federal Aid to States for Fiscal Year: 1999](#)  
[Federal Aid to States for Fiscal Year: 1998](#)

Additional Information on [Government Reports](#)

Source: [U.S. Census Bureau](#)

**Census Bureau Links:** [Home](#) • [Census 2000](#) • [Subjects A to Z](#) • [Search](#) • [Data Tools](#) • [Catalog](#) • [Quality](#) • [Privacy Policy](#) • [Policies](#) • [FOIA](#) • [Contact Us](#)

USCENSUSBUREAU

# I OMB's Mandates – Painting a Picture

## Federally-Funded R&D Data Repository (RaDiUS)

“The Director [of OMB], in consultation with the Director of the Office of Science and Technology Policy and other relevant agencies, . . . shall ensure the development and maintenance of a [searchable web-based] repository that . . . shall include information about research and development funded by the Federal Government, and . . . integrate information about each separate research and development task or award . . . .” (P.L. 107-347, Section 207(g))



[RAND](#) > [RaDiUS®](#)

[RaDiUS Home](#)

[Login to RaDiUS](#)  
Standard Access

[About RaDiUS](#)

[Facts About Federal R&D](#)  
[Getting Started](#)

[RaDiUS Resources](#)

[User Handbook](#)  
[FAQs](#)  
[What's New](#)  
[Notice to Users](#)  
[Glossary of Terms](#)  
[Feedback](#)

[Related Links](#)

## Notice to RaDiUS Users

The National Science Foundation (NSF) has granted RAND's request to continue operating, maintaining, and updating the RaDiUS Database and to support its users through December 31, 2007. As a result, RAND will complete the entry of data for FY 2006, the update of data for FY 2007, and the addition of preliminary data for FY 2008 to the database. No decision has been made about the funding/continuation of the RaDiUS Database beyond December 31, 2007.

Please contact us at [radius@rand.org](mailto:radius@rand.org) with any questions, comments, or concerns.

**RaDiUS® is the most comprehensive database of information on federally-funded research and development (R&D).**



The U.S. Federal Government spends many billions of dollars every year on research and development (R&D). Managing this vast enterprise effectively is critical for achieving national goals and for ensuring that such a large investment is wisely spent.

Historically, data on federally-funded R&D were compiled retrospectively, yielding information that was often already two to three years old when it was released. To complicate matters, federal agencies often did not follow a standard format when reporting on their R&D activities. The result was a highly aggregate,

fragmented, and partial picture of the federal R&D portfolio.

To address this problem, RAND created the RaDiUS database. RaDiUS, which stands for "Research and Development in the United States," is the first database that tracks in virtually real-time all of the research and development activities and resources of the government.

**RaDiUS is FREE to everyone.** Obtain your free RaDiUS password now by filling out the [request form](#).



**RaDiUS** was developed by **RAND**, in cooperation with the National

Science Foundation (**NSF**), to support the work of the White House Office of Science and Technology Policy (OSTP), the National Science and Technology Council (NSTC), federal agencies, and all others interested in the R&D portfolio of the U.S. Federal Government. In March 2005, RaDiUS was formally recognized by the Office of Management and Budget (OMB) in the Executive Office of the President as a central component of OMB's implementation of Section 207(g) of the E-Government Act of 2002 (Public Law 107-345).

standard format in reporting R&D information. The result was a highly aggregate, fragmented, and partial picture of federal R&D.

To address this problem, RAND created the **RaDiUS** database. **RaDiUS**, which stands for "Research and Development in the United States," is the only database that tracks in virtually real-time all of the research and development activities and resources of the federal government. Building **RaDiUS** entailed identifying all of the federal information sources containing data on some aspect of federal R&D; designing an organizational framework to merge these data into a common, relational system; and creating an easily searchable online database to contain this detailed information.

**RaDiUS** allows users to casually browse or systematically search the contents of the federal R&D portfolio. Starting from agency-level R&D activities (Level 1), **RaDiUS** lets users drill down through the various bureaucratic levels of each federal agency, passing sequentially through the bureau (Level 2), program (Level 3), and project (Level 4) levels to view the individual awards and tasks (Level 5) where the R&D plans of federal agencies translate into the actual R&D work performed by or on behalf of the federal government by federal contractors, grantees, employees, and/or laboratories (see Figure 1 below). Users can search **RaDiUS** with any term(s) of their choosing; construct complex Boolean queries using the middleware embedded in **RaDiUS**; search by performer name, type, and location; and confine their searches specifically by Budget Function and Sub-Function, DoD Budget Category, Phase III Clinical Trials status, Small Business Innovative Research (SBIR) awards, and type of funding mechanism.

Figure 1 - Total Number of Records in Each Level of **RaDiUS** Across ALL Fiscal Years

Level 1 -- 25 agencies

Level 2 -- 198 bureaus

Level 3 -- 2,108 programs

Level 4 -- 7,675 projects

Level 5 -- 723,950 awards/tasks

[RaDiUS passwords](#) are available to all interested individuals.

# I OMB's Mandates – Painting a Picture

## Federal Funding Accountability and Transparency Act (FFATA) web site

“(T)he Office of Management and Budget shall . . . ensure the existence and operation of a single searchable website, accessible by the public at no cost . . . and that includes for each Federal award [a series of specific data elements such as receiving entity, amount, funding agency, transaction type, CFDA number, and location by city, state, and congressional district] . . . .” (P.L. 109-282, Section 2)



# FederalSpending.gov



## Citizens: Voice Your Opinion

### FEDERAL FUNDING ACCOUNTABILITY AND TRANSPARENCY TASK FORCE

Have you ever wanted to find more information on government spending? Have you ever wondered where federal contracting dollars and grant awards go? Or perhaps you would just like to know, as a citizen, what the government is really doing with your money.

The Federal Funding Accountability and Transparency Act (FFATA) of 2006 asks the White House Office of Management and Budget (OMB) to lead the development, by January 2008, of a single searchable website, accessible by the public for free that includes for each Federal award:

- A. the name of the entity receiving the award;
- B. the amount of the award;
- C. information on the award including transaction type, funding agency, etc;
- D. the location of the entity receiving the award;
- E. a unique identifier of the entity receiving the award.

OMB has created a Task Force to implement the requirements of this important Act. Here is where you can have an impact on how the Task Force proceeds. Please use the comment box below to provide feedback on how you, as a citizen, would like to see the FFATA implemented and government award information presented.

#### ■ **Make your comment known:**

Comment Type:

- Other

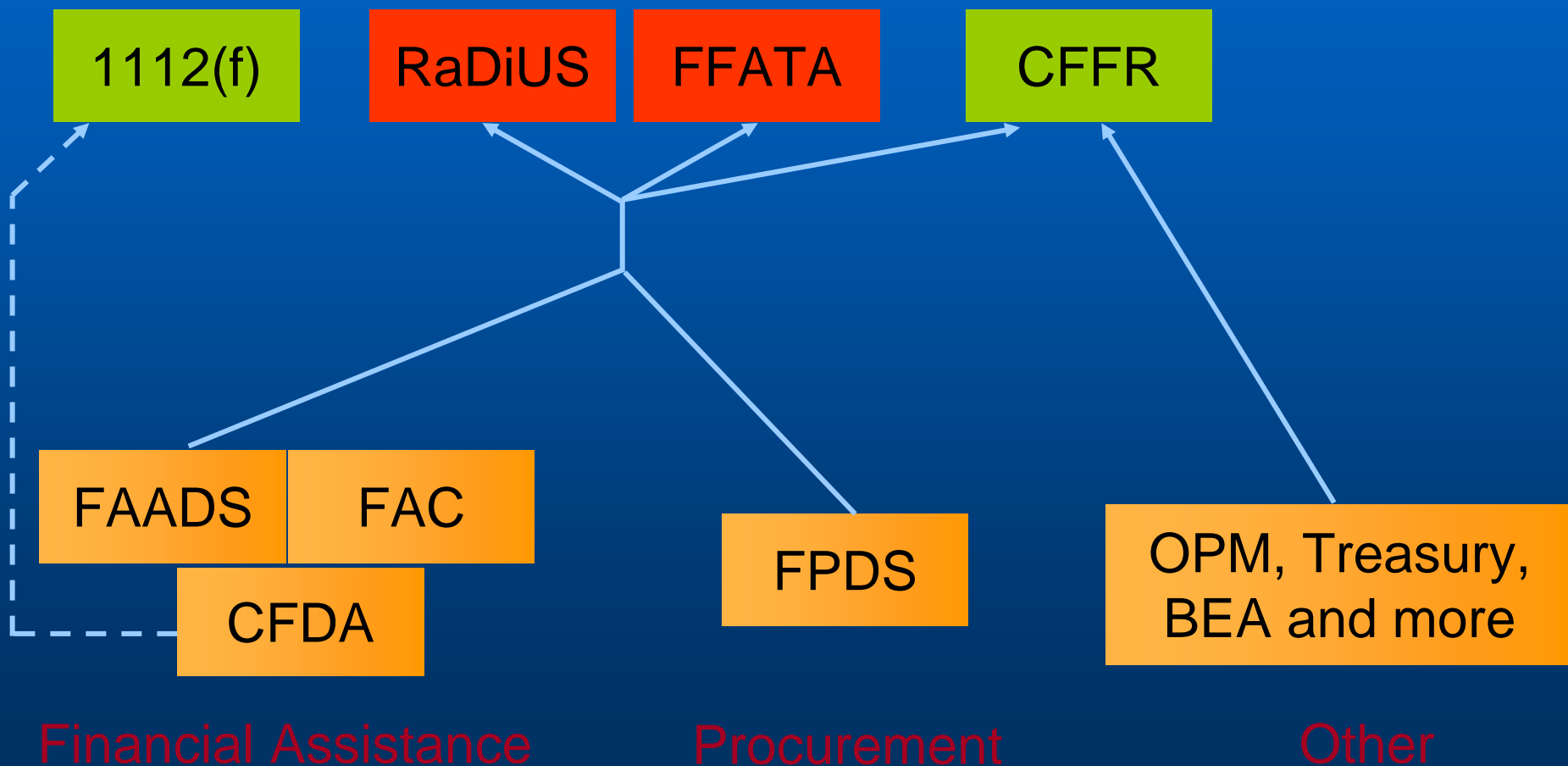
#### ★ Resources

- FFATA legislation
- FFATA implementation schedule
- FAQs

#### ★ Existing Federal Spending Information

- FAADS
- FPDS-NG
- CFDA
- FedSpending.org

# I OMB's Mandates – Painting a Picture



# I OMB's Mandates – Painting a Picture

OMB has a series of Congressional mandates that provide context for its federal spending data mandates

Federal Information Policy

Data Quality

Web Content Standards

Interagency Data Sharing

# I OMB's Mandates – Painting a Picture

## Context – Federal Information Policy

“(T)he Director shall . . . (A) develop, coordinate and oversee the implementation of Federal information resources management policies, principles, standards, and guidelines; and (B) provide direction and oversee-- . . . (ii) agency dissemination of and public access to information; (iii) statistical activities; (iv) records management activities . . . “ (44 USC 3504)

# I OMB's Mandates – Painting a Picture

## Context – Data Quality

“The Director of the Office of Management and Budget shall . . . issue guidelines . . . that provide policy and procedural guidance to Federal agencies for ensuring and maximizing the quality, objectivity, utility, and integrity of information (including statistical information) disseminated by Federal agencies in fulfillment of the purposes and provisions of chapter 35 of title 44, United States Code . . . .” (P.L. 106-554, H.R. 5658, Section 515)

# I OMB's Mandates – Painting a Picture

## Context – Web Content Standards

“(T)he Director [of OMB] shall promulgate guidance for agency websites that includes— . . . minimum agency goals to assist public users to navigate agency websites, including—(i) speed of retrieval of search results; (ii) the relevance of the results; (iii) tools to aggregate and disaggregate data . . . .” (P.L. 107-347, Section 207(f))

# I OMB's Mandates – Painting a Picture

## Context – Interagency and Intergovernmental Coordination

The Director [of OMB], in consultation with agency heads and representatives of non-Federal entities, shall direct, coordinate, and assist Federal agencies in establishing . . . an interagency process for addressing . . . improved interagency and intergovernmental coordination of information collection and sharing of data pertaining to Federal financial assistance programs . . . .” (P.L. 106-107, Section 6)

# I OMB's Mandates – Painting a Picture

OMB also has two mandates to manage systems that complement systems created under its federal spending data mandates

Grants.gov

Earmarks



# I OMB's Mandates – Painting a Picture

## Complement – Grants.gov

The Director [of OMB], in consultation with agency heads and representatives of non-Federal entities, shall direct, coordinate, and assist Federal agencies in establishing . . . a common application and reporting system, including . . . electronic processes, wherein a non-Federal entity can apply for, manage, and report on the use of funding from multiple Federal financial assistance programs that serve similar purposes and are administered by different Federal agencies.” (P.L. 106-107, Section 6)

GRANTS.GOV<sup>SM</sup>[Contact Us](#)[Site Map](#)[Help](#)

**Alert:** Grants.gov will be conducting scheduled maintenance on 10/28/07 from 12:00 AM - 12:00 PM ET. Grants.gov will be unavailable during this time.

**FOR APPLICANTS**[Find Grant Opportunities](#)[Get Registered](#)[Apply for Grants](#)[Track Your Application](#)**ABOUT GRANTS.GOV****FOR AGENCIES**[APPLICANT SYSTEM-TO-SYSTEM](#)[RESOURCES](#)[HELP](#)[CONTACT US](#)[SITE MAP](#)

## Find. Apply. Succeed.

Grants.gov is your source to **FIND** and **APPLY** for federal government grants. The U.S. Department of Health and Human Services is proud to be the managing partner for Grants.gov, an initiative that is having an unparalleled impact on the grant community. [Learn more](#) about Grants.gov.

To find out if you are eligible for grant opportunities offered on this site, [click here](#).

### What's New This Week at Grants.gov

New Opportunities This Week

To Request Grants.gov Outreach

Have you noticed! Navigation colors improved

Important information about Microsoft's Windows Vista and Office 2007

Grants.gov Forms, see the difference: Adobe Reader 7.0.9 and PureEdge Viewer

October 30, 2007 Federal Grants Streamlining Webcast

[Click here to receive our Quarterly Succeed e-newsletter](#)

**Quick Links**

- [Grant Search](#)
- [Grant Email Alerts](#)
- [Get Registered](#)
- [Applicant Login](#)
- [E-Biz POC Login](#)
- [Agency Login](#)
- [New Agency Users](#)
- [Browser Plugins](#)

# I OMB's Mandates – Painting a Picture

## Complement – Earmarks

“On January 3, 2007, the President called on the Congress to enact earmark reform, including reducing the number and cost of earmarks by at least half. To provide a transparent baseline from which the cut-in-half goal will be measured, agencies will be required to: 1) identify and catalogue earmarks in all appropriations bills and certain authorization bills, including report language; 2) submit that data to OMB; and 3) provide rapid analysis of the earmarks in each bill as they move through the legislative process . . . .” (OMB M-07-09)



## OFFICE OF MANAGEMENT AND BUDGET

[OMB Home](#)[White House Website](#)

### Earmarks in 2005 Appropriation Bills

On this page you can access information on earmarks in the appropriations bills for fiscal year 2005. In January, the President proposed earmark reforms, including cutting the number and amount by at least half. The aggregate totals are the baseline from which the Administration will measure Congress' success in cutting earmarks in half.

This database is not designed, and cannot accurately be used, to identify the individual congressional sponsors of earmarks. In addition, the recipient listed in the database may not in all cases represent the ultimate beneficiary of the earmark.

In fiscal year 2005, there were 13,492 earmarks totaling \$18,944,327,000 for appropriations accounts.

#### Search Features of the Website:

- [Browse Appropriation Earmarks by Agency](#)
- [Browse Appropriation Earmarks by State](#)

• Search Appropriation Earmarks full text

OR

- [Download a CSV \(comma space delimited\) zip file of all data available on this site for data analysis purposes.](#)

OR

- [View Summary of 2005 Earmarks by Appropriation Subcommittees for 110th Congress](#)

This database is not designed, and cannot accurately be used, to identify the congressional sponsors of earmarks. In addition, the recipient listed in the database may not in all cases represent the ultimate beneficiary of the earmark.

In fiscal year 2005, there were 13,492 earmarks totaling \$18,944,327,000 for appropriations accounts.

Click on the agency name to view the bureaus and their accounts.

\*NOTE: In the status column, a status of "certified" indicates that the agency head or his or her designee has certified that the data the agency has submitted is the fullest possible disclosure of earmarks according to guidance.

Agency	# of 2005 Earmarks	Amount (\$K)	Status*
<a href="#">Department of Agriculture</a>	978	\$811,289	Certified
<a href="#">Department of Commerce</a>	211	\$489,176	Certified
<a href="#">Department of Defense--Military</a>	2,636	\$9,319,416	Certified
<a href="#">Department of Education</a>	1,183	\$428,525	Certified
<a href="#">Department of Energy</a>	347	\$614,937	Certified
<a href="#">Department of Health and Human Services</a>	1,534	\$705,293	Certified
<a href="#">Department of Homeland Security</a>	7	\$27,900	Certified
<a href="#">Department of Housing and Urban Development</a>	1,100	\$385,689	Certified
<a href="#">Department of the Interior</a>	413	\$337,954	Certified
<a href="#">Department of Justice</a>	911	\$572,732	Certified
<a href="#">Department of Labor</a>	205	\$126,037	Certified
<a href="#">Department of State</a>	35	\$82,471	Certified
<a href="#">Department of Transportation</a>	1,941	\$3,173,687	Certified
<a href="#">Department of Veterans Affairs</a>	1	\$20,000	Certified
<a href="#">Corps of Engineers-Civil Works</a>	590	\$617,607	Certified
<a href="#">Environmental Protection Agency</a>	838	\$464,484	Certified
<a href="#">General Services Administration</a>	22	\$74,660	Certified
<a href="#">International Assistance Programs</a>	55	\$225,064	Certified
<a href="#">National Aeronautics and Space Administration</a>	155	\$299,010	Certified
<a href="#">Small Business Administration</a>	91	\$39,468	Certified
<a href="#">Appalachian Regional Commission</a>	1	\$1,000	Certified
<a href="#">Denali Commission</a>	7	\$24,846	Certified
<a href="#">District of Columbia</a>	80	\$54,559	Not Applicable
<a href="#">Election Assistance Commission</a>	2	\$400	Certified
<a href="#">Federal Drug Control Programs</a>	1	\$992	Certified
<a href="#">National Archives and Records Administration</a>	5	\$7,250	Certified
<a href="#">Institute of Museum and Library Services</a>	143	\$39,881	Certified



# OMB's Congressional Mandates to Provide Information on Federal Spending

I

Painting a Picture

II

Current Status

III

Implications for FFATA Implementation



## OMB's Mandates – Current Status

### CFDA

The CFDA operation was halted from January 2007 until June 2007 because the entire staff left GSA.

The CFDA has not been meeting high information quality standards—it has incorrect information and is missing a number of programs (for example, 133 Department of Interior efforts).



## OMB's Mandates – Current Status

### FAADS

According to GAO, FAADS has significant accuracy and completeness problems due to insufficient OMB enforcement of agency reporting requirements.

OMB-imposed constraints on funding for FAADS led to outdated technology and too few staff. (Until 2006, FAADS/CFFR annual funding had been \$1.6 million.)

While each FAADS dataset is to be published within 30 days of a quarter's end, publication is nine months behind schedule due to time required to address reporting errors and gaps.





## OMB's Mandates – Current Status

### FAC

The FAC has a backlog of 38,000 reporting packages, putting it nearly a year behind schedule. The primary reason is OMB-imposed budget constraints. (Current budget \$3.6 million)



## OMB's Mandates – Current Status

### FPDS

GAO studies and the Acquisition Advisory Panel report point to long-standing problems with completeness and accuracy of FPDS and the new FPDS-NG.

The OMB Office of Federal Procurement Policy readily acknowledges problems with FPDS and is making improvements a priority, in part because of the demands of FFATA.



## OMB's Mandates – Current Status

### Information on Federal Assistance to State and Local Governments

As of FY04, Budget Information for States (422 pages) replaced by expanded Aid to State and Local Governments chapter (52 pages) of President's Budget.



## OMB's Mandates – Current Status

### CFFR

While the CFFR is supposed to be published within 180 days of the fiscal year's end, that deadline has not been met since FY00. The CFFR for FY05 was published 18 months late. The FAS is published simultaneously.

Reasons for CFFR/FAS lateness include delays in FAADS and insufficient funding for CFFR operations.



## OMB's Mandates – Current Status

### RaDiUS

Operationally, RaDiUS is working well. Though its currency is diminished because of its reliance on FAADS, it addresses accuracy and completeness issues by using a wide variety of agency-specific databases to supplement FAADS and FPDS.

However, recently, NSF has indicated that it may not renew the RAND contract to operate RaDiUS.



# OMB's Congressional Mandates to Provide Information on Federal Spending

I


Painting a Picture

II

Current Status

III

Implications for FFATA Implementation



# FFATA Implementation


## FFATA Dates and Requirements

July 1, 2007 – pilot project for subawards

January 1, 2008 – searchable website covering financial assistance and contract awards to other than individuals, with posting within 30 days of each award

January 1, 2009-July 1, 2010 – subawards to be available  
FFATA may rely on FAADS, FPDS, and Grants.gov

Not to include information on awards below \$25,000, but to include credit card transactions after October 1, 2008



## FFATA Implementation


### FFATA in Proportion to Other OMB Systems

Financial assistance covered by FFATA is significantly less than half the sum reported by FAADS

Awards covered by FFATA about 40 percent of CFFR direct expenditures and obligations (i.e., not loans, insurance)

RaDiUS dollar volume 15 percent that to be on FFATA site





# FFATA Implementation

## FFATA Requirements and Other OMB Mandates


FFATA dependent on accuracy and completeness of CFDA

FAADS and FPDS only existing cross-government building blocks for FFATA—at present do not meet FFATA requirements, but can if properly supported and enhanced

FFATA must adhere to Data Quality Act and OMB Web Content Standards

RaDiUS a prototype for FFATA site

FAC includes subgrants



# FFATA Implementation

## Status of FFATA Implementation

Interim FFATA site relying on FAADS and FPDS, as is, to operate through early 2009 – contract to GCE

Volunteer subaward pilot effort scheduled to begin February 2008

Permanent technical solution to FFATA to be determined

Amount and allocation of costs of subaward reporting requirement to be determined



# OMB's Congressional Mandates to Provide Information on Federal Spending

Andrew Reamer, Fellow  
Metropolitan Policy Program  
The Brookings Institution

[areamer@brookings.edu](mailto:areamer@brookings.edu)  
(202) 797-4398