

# The Infrastructure Needs of a 21<sup>st</sup> Century City- A U.S. Perspective

*The Institute of Brazilian Issues, the George Washington University*



# INVEST SPEND REFORM





1 2 3

# A New Era of Metropolitan Infrastructure



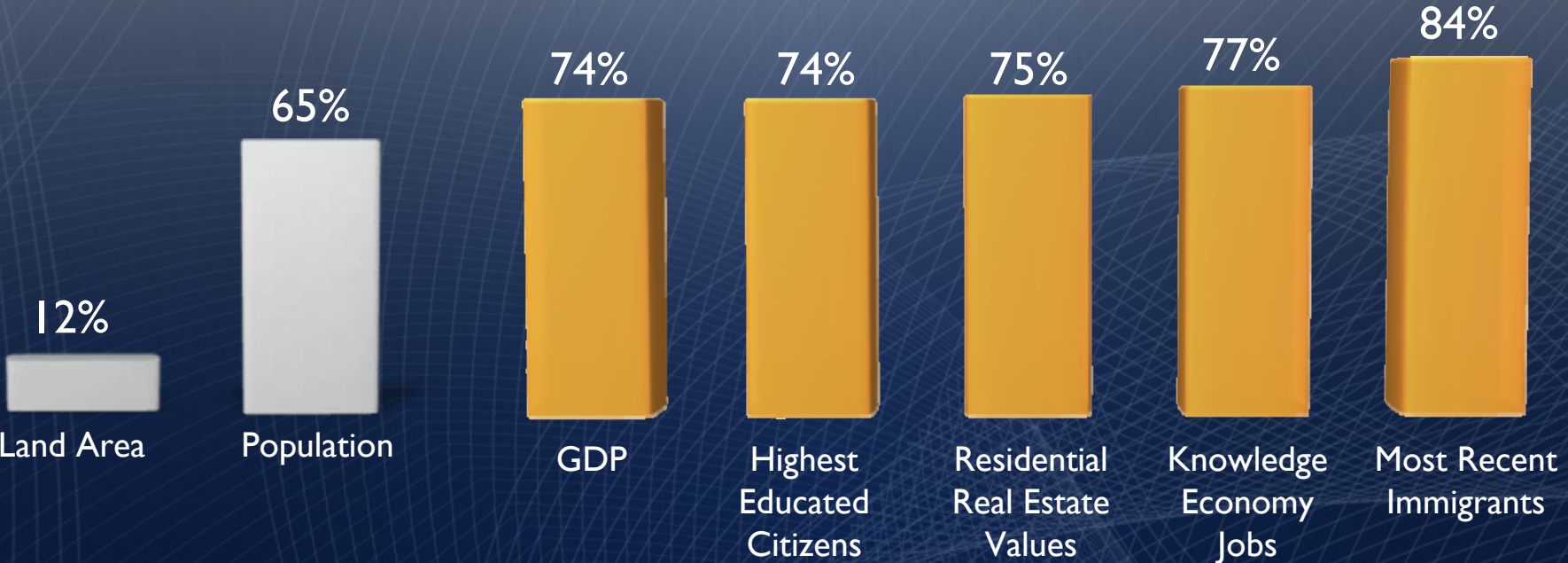
1 2 3

# Primacy of Metros



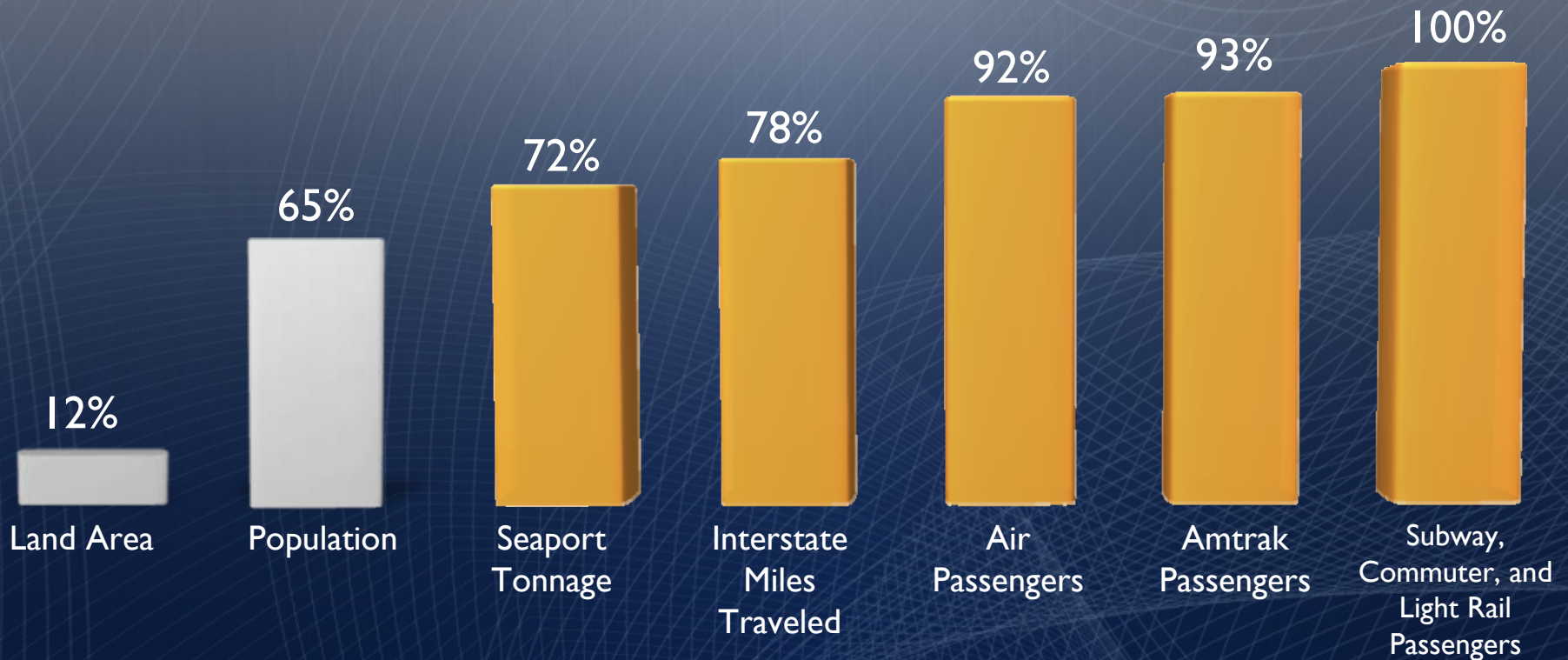


# Our Country's Top 100 Metros – Engines of Growth



Source: Brookings Analysis

# Our Country's Top 100 Metros – Concentrate Most of Our Transportation Functions



Source: Brookings Analysis



# Transportation within Metros

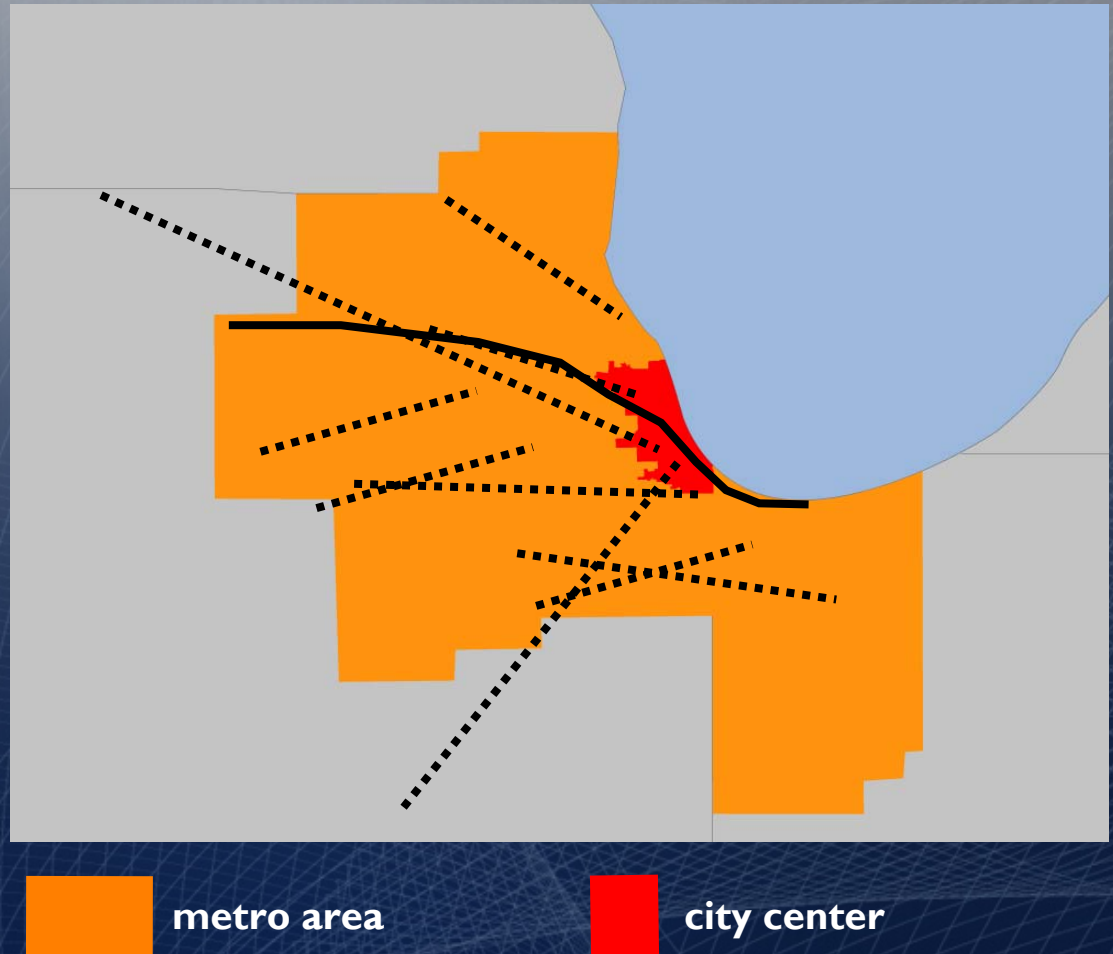
80 percent of all  
travel occurs within  
metro areas



# Transportation within Metros

Half of all  
commute trips  
are suburb-to-  
suburb

Two-thirds of  
freight tonnage  
travels less than  
100 miles





# Intrametro Challenges

The number of hours spent in traffic

**National Average**

**Large Metropolitan Areas**





Metros with Broad Bus Service





Metros with Commuter Rail

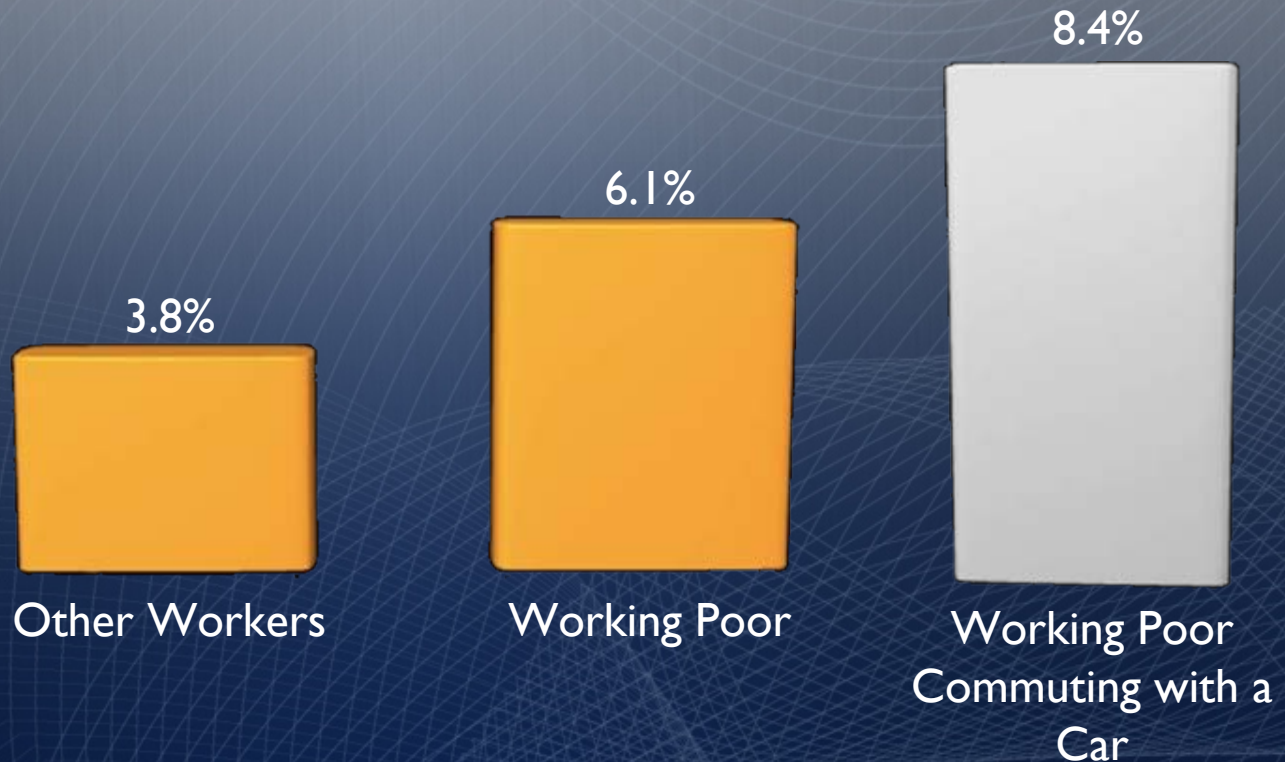


Metros with Heavy Rail



# Intrametro Challenges

Lower income workers spend more of their income to reach jobs



# Intrametro Challenges

Transportation has become the second largest household expense

Housing



Transportation



Food

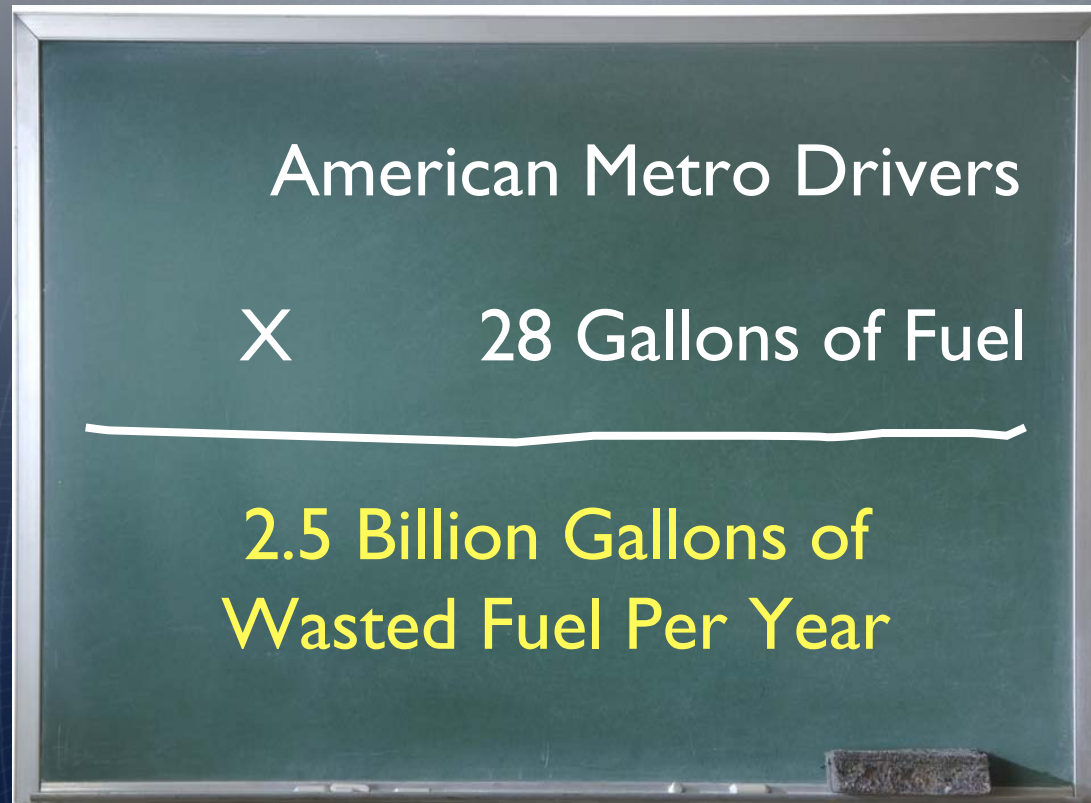


Healthcare





# Intrametro Challenges



1 2 3

# Federal Role in Metropolitan Infrastructure





# Three Problems: The Federal Government Is Absent

For example, unlike competitor nations, we have no national freight and passenger rail policy

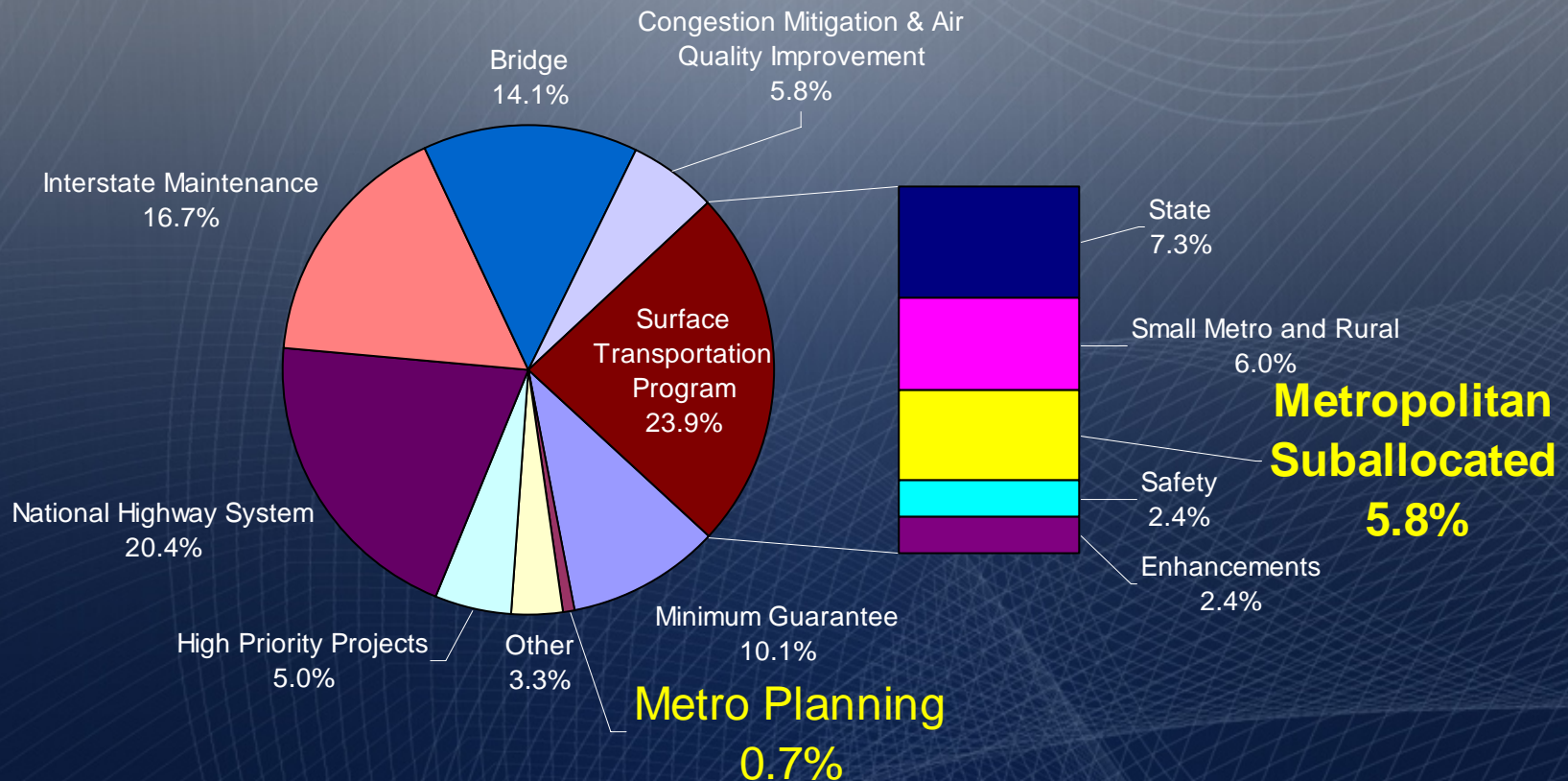
## European TEN-T Network





# Three Problems: The Federal Government Is Outdated

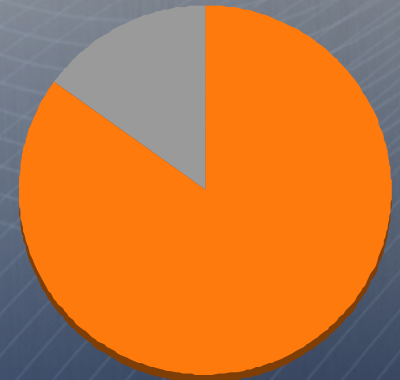
*Metros receive only 7 percent of highway allocations directly*



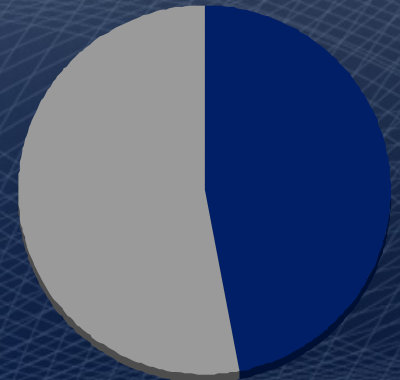
# Three Problems: The Federal Government Is Outdated



Federal Highway  
Share: 80% - 90%



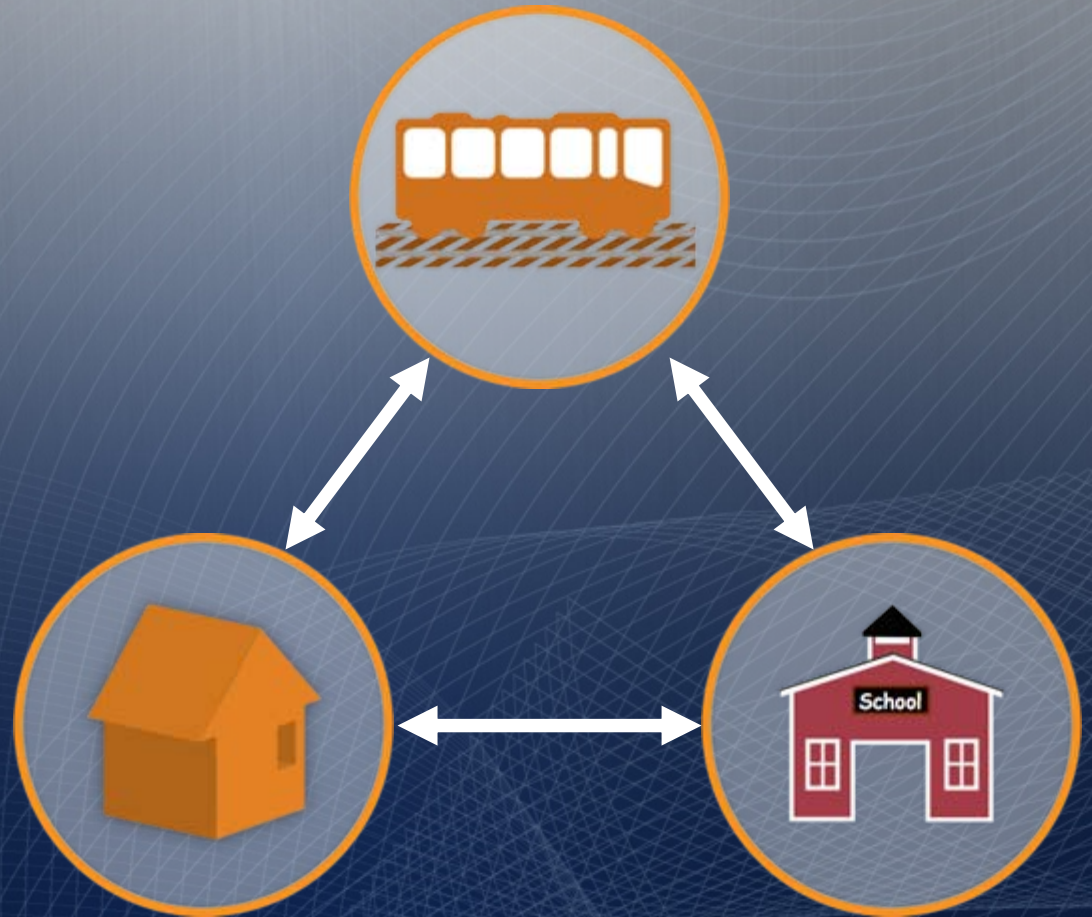
Federal Transit  
Share: 47%





# Three Problems: The Federal Government Is Underperforming

The federal government also fails to link infrastructure to other associated sectors, such as housing and education





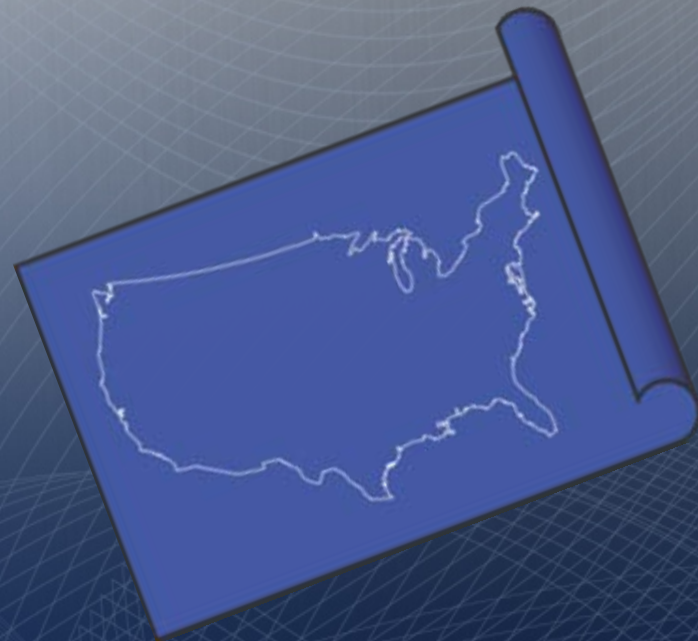
# Three Problems: The Federal Government Is Underperforming

The federal transportation program has almost no focus on outcomes, performance, or accountability



1 2 3

# A New Infrastructure Vision





# Smart Urban Investments in Infrastructure SHOULD Be

**1 Metropolitan**

**2 Integrated**

**3 Competitive**

**4 Optimized**

**5 Transparent**





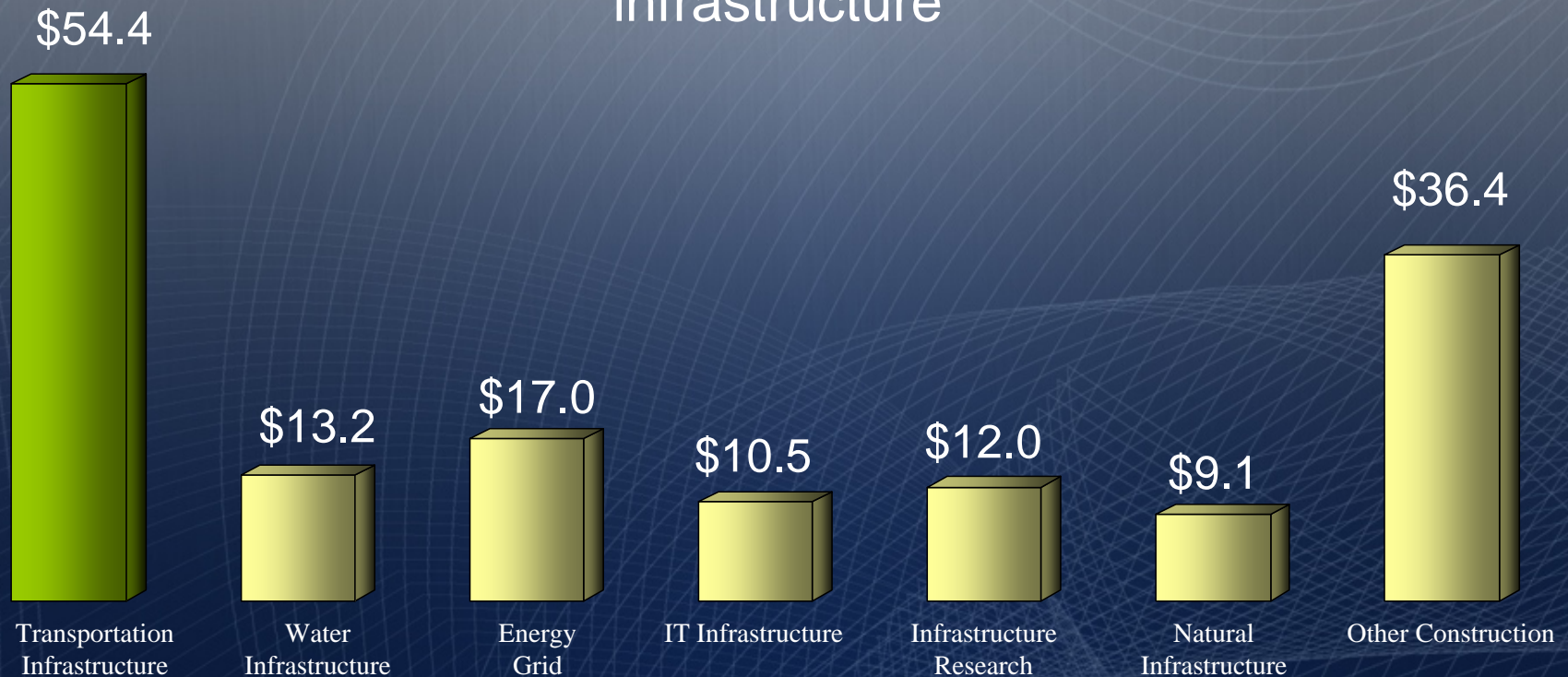
# Cities Need a Strong Federal Partner

- The Stimulus Package (ARRA)
- The Transportation Reauthorization Bill
- National Infrastructure Bank
- Sustainable Communities- Coordination Across Federal Agencies
- Livable Communities Act



# Stimulus Legislation

The American Recovery and Reinvestment Act directs **\$152** billion to both traditional and broadly defined infrastructure




Source: Preliminary Brookings Analysis  
Numbers in billions





# Stimulus Legislation- More focus on the metros

- Double direct suballocation of **surface transportation** funding to metros
  - \$8.4 billion in funds for **transit** capital improvements
  - \$8 billion to be spent on **high speed rail** inter-metropolitan projects
  - \$3.2 billion for the **Energy Efficiency and Conservation Block Grants**
  - \$13 billion for cities to provide clean **drinking water**, dispose of **wastewater**, and **control flooding**
- 
- A map of the United States is shown in the background, with numerous yellow dots scattered across the landmass, representing metropolitan areas. The dots are more densely packed in the eastern half of the country and along the West Coast.



# Stimulus Legislation – **TIGER Grants**

## Transportation Investment Generating Economic Recovery Grants

Application deadline- September 15, 2009

- competitive grants that will be awarded to surface transportation projects of national, regional or metropolitan significance



- \$1.5 billion
- five long-term outcomes: **State of Good Repair, Economic Competitiveness, Livability, Sustainability, and Safety**
- Cost benefit analysis

# Stimulus Legislation – Transparency

 FRIDAY, FEBRUARY 20, 2009

Text: A<sup>+</sup> A<sup>+</sup> A<sup>+</sup>

RECOVERY.GOV

Sign up for updates:

HOME | ABOUT | IMPACT | ANNOUNCEMENTS | FAQ | CONTACT US |

## YOUR MONEY AT WORK

The American Recovery and Reinvestment Act will be carried out with full transparency and accountability -- and Recovery.gov is the centerpiece of that effort. In a short video, President Obama describes the site and talks about how you'll be able to track the Recovery Act's progress every step of the way.



CLICK TO PLAY

[privacy policy](#) | [download .mp4](#) | [also available here](#)

### Where is Your Money Going?

* Tax Relief	<div></div>	\$298 B
* State and Local	<div></div>	\$144 B

### Welcome to Recovery.gov

Recovery.gov is a website that lets you, the taxpayer, figure out where the money from the American Recovery and Reinvestment Act is going. The money is being spent in different ways, and you can track it.

### Accountability and Transparency

This is your money. You have a right to know where it's going and how it's being spent. Recovery.gov is the centerpiece of that effort.



# Surface Transportation Authorization Act of 2009


- Metropolitan mobility and access program
- Office of Livability
- Office of Public Benefit
- Invests in high speed rail
- Equalizes the federal matching rate for transit and highways
- Emphasis on intermodalism, sustainability, and connectivity



Congressmen Oberstar and DeFazio

# National Infrastructure Bank

An independent national infrastructure bank would establish the projects of substantial regional and national significance

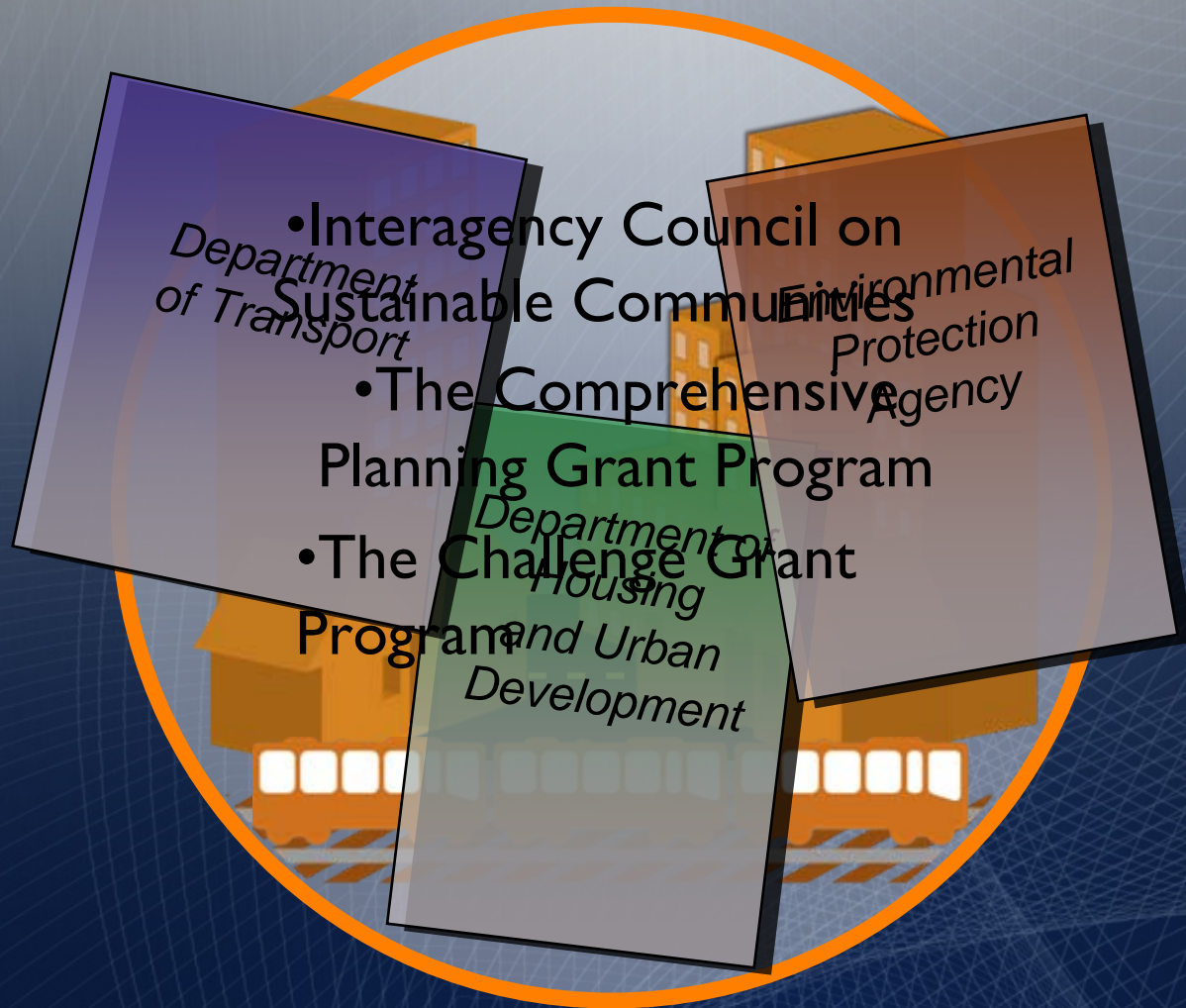




# Sustainable Communities – Federal Agencies' Partnership



# The Livable Communities Act





# Must continue the push for reform

Federal leadership



Empower metro areas



Maximize performance



# The Infrastructure Needs of a 21<sup>st</sup> Century City- A U.S. Perspective

*The Institute of Brazilian Issues, the George Washington University*

