

The Brookings Institution

Metropolitan Policy Program
Andrew Reamer, Fellow



OMB's Congressional Mandates to Provide Information on Federal Spending

NAS Workshop on Modernizing the Infrastructure of the
National Science Foundation Federal Funds Survey
September 5, 2008

OMB's Mandates – Painting a Picture

OMB has eight interrelated Congressional mandates for collecting, organizing, and providing information on federal spending

Primary Information and Data Repositories

Grants – CFDA, FAADS, FAC

Procurement – FPDS

Reports – 31 USC 1112(f), CFFR

Secondary Data Repositories – RaDiUS, FFATA

OMB's Mandates – Painting a Picture

Catalog of Federal Domestic Assistance (CFDA)

“The Director [of OMB] shall **collect and review information on domestic assistance programs** and shall provide such information to the Administrator (of General Services). . . . The Director shall be responsible for ensuring that the Administrator incorporates all relevant information received on a regular basis.” (31 USC 6102)



[Home](#) | [FAQ](#) | [Privacy](#) | [Feedback](#) | [About The CFDA Website](#) | [Search](#)

Browse The Catalog By Functional Area

Agriculture	(7 Sub-Categories)
Business And Commerce	(9 Sub-Categories)
Community Development	(11 Sub-Categories)
Consumer Protection	(3 Sub-Categories)
Cultural Affairs	(2 Sub-Categories)
Disaster Prevention And Relief	(4 Sub-Categories)
Education	(23 Sub-Categories)
Employment, Labor, And Training	(11 Sub-Categories)
Energy	(6 Sub-Categories)
Environment Quality	(6 Sub-Categories)
Food And Nutrition	(4 Sub-Categories)
Health	(21 Sub-Categories)
Housing	(12 Sub-Categories)
Income Security And Social Services	(19 Sub-Categories)
Information And Statistics	(4 Sub-Categories)
Law, Justice, And Legal Services	(9 Sub-Categories)
Natural Resources	(7 Sub-Categories)
Regional Development	(9 Sub-Categories)
Science And Technology	(3 Sub-Categories)
Transportation	(5 Sub-Categories)



[Home](#) | [FAQ](#) | [Privacy](#) | [About The CFDA Web Site](#)

Programs

Sub-Category	CFDA#	Agency	Program Title
Research_General	10.215	USDA	Sustainable Agriculture Research and Education
	10.216	USDA	1890 Institution Capacity Building Grants
	10.219	USDA	Biotechnology Risk Assessment Research
	10.961	USDA	Scientific Cooperation and Research
	11.426	DOC	Financial Assistance for National Centers for Coastal Ocean Science
	11.443	DOC	Short Term Climate Fluctuations
	12.431	DOD	Basic Scientific Research
	12.910	DOD	Research and Technology Development
	15.807	DOI	Earthquake Hazards Reduction Program
	15.808	DOI	U.S. Geological Survey_ Research and Data Collection
	15.809	DOI	National Spatial Data Infrastructure Cooperative Agreements Program
	15.810	DOI	National Cooperative Geologic Mapping Program
	47.041	NSF	Engineering Grants
	47.049	NSF	Mathematical and Physical Sciences
	47.076	NSF	Education and Human Resources
	47.078	NSF	Polar Programs
	47.079	NSF	International Science and Engineering (OISE)
	93.239	HHS	Policy Research and Evaluation Grants
	93.309	HHS	Bioinformatics and Computational Biology Research
	93.309	HHS	Bioinformatics and Computational Biology Research



47.049 MATHEMATICAL AND PHYSICAL SCIENCES

(MPS)

FEDERAL AGENCY
NATIONAL SCIENCE FOUNDATION

AUTHORIZATION

National Science Foundation Act of 1950, as amended, Public Law 107-368, 42 U.S.C. 1861 et seq.

OBJECTIVES

To promote the progress of the mathematical and physical sciences and thereby strengthen the Nation's scientific enterprise; to increase the store of scientific knowledge and enhance understanding of major problems confronting the Nation. Most of the research supported is basic in character. The program includes support of research project grants in the following disciplines: astronomical sciences, chemistry, materials research, mathematical sciences, physics, as well as support for symposia and conferences. Basic research in multidisciplinary areas related to these disciplines is especially encouraged. Support is also provided for state-of-the-art user facilities in astronomy, physics, and many areas of materials science; science and technology centers; institutes; undergraduate student research; faculty enhancement; curriculum development; instrumentation; laboratory improvement; and for research opportunities for women, minority, and disabled scientists and engineers.

TYPES OF ASSISTANCE

Project Grants.

OMB's Mandates – Painting a Picture

Federal Assistance Award Data System (FAADS)

“The Director shall (1) maintain the United States Government assistance awards information system established as a result of the study conducted under section 9 of the Federal Program Information Act; and (2) update the system on a quarterly basis. . . . The Director shall transmit promptly after the end of each calendar quarter . . . the data in the system . . . to the Committee on Rules and Administration of the Senate and the Committee on House Oversight of the House of Representatives.” (31 USC 6102a)

OMB's Mandates – Painting a Picture

The Contents of FAADS

Coverage includes:

- approximately 600 Federal assistance programs managed by 33 federal departments and agencies
- all assistance programs listed in the CFDA as well as federal financial assistance not included in the CFDA, to the extent allowed by data availability
- transfer payments to individuals (e.g., Social Security, food stamps), other direct payments (e.g., commodity supports), grants (e.g., block, formula, project), loans, and insurance

U.S. Census Bureau


Federal, State, and Local Governments Federal Assistance Award Data System 2007 4th quarter

[Main](#)[Back To FAADS](#)

Each quarterly FAADS data file is accessible either as a single national flat data file containing records for each state, territory and the District of Columbia, or as 59 individual files. The compressed flat files contain the individual data records described on the FAADS main page and in the User Guide. The viewable data summary is a set of tables showing the funding amounts and the record counts cross-tabulated by the type of assistance, for the US, and the individual states, territories and the District of Columbia.

Available Data

tables provided in both viewable and downloadable formats

[PDF] or  denotes a file in Adobe's [Portable Document Format](#). To view the file, you will need the [Adobe® Acrobat® Reader](#) available **free** from Adobe.

Viewable Data

- [US Summary Table](#)

- [State Summary Table](#)

Downloadable Data

To provide for faster downloading, these files have been compressed. Numbers in parentheses are approximate compressed/decompressed file sizes.

- [Flat File](#) - All States (10mb/166mb)

- [Flat File - Individual States](#) ([View file sizes](#))

OMB's Mandates – Painting a Picture

Federal Audit Clearinghouse (FAC)

Under federal single audit (SA) requirements, all non-federal entities (defined as state and local governments and nonprofit organizations) that receive over \$500,000 annually in federal financial assistance (whether as a direct recipient or subrecipient) are to submit an audit reporting package “to **a federal clearinghouse designated by the Director [of OMB].**” (31 USC 7502(h))

http://harvester.census.gov/sac/ Google

File Edit View Favorites Tools Help Google Search Web 624 blocked AutoFill Options

ColabWiki: ExpeditionWorks... FAC Home Page

Home RSS Print Page Tools

FEDERAL AUDIT CLEARINGHOUSE

Single Audit Reference Information

Data Collection Form Options

Search the Single Audit Database

2002 - 2007 FAQ's

2008 FAQ's

Quick FAC Links +

FAC Resources +

Latest News +

Contacts

The Federal Audit Clearinghouse operates on behalf of the Office of Management and Budget (OMB) and its primary purposes are:

- To disseminate audit information to Federal agencies and the public.
- To support OMB oversight and assessment of Federal award audit requirements.
- To assist Federal cognizant and oversight agencies in obtaining OMB Circular A-133 data and reporting packages.
- To help auditors and auditees minimize the reporting burden of complying with Circular A-133 audit

http://harvester.census.gov/sac/sainfo.html Internet 100%

Start Inbox - Mi... Senior Res... FAC Hom... Reamer N... Fwd: Appli... Cover Lett... Presentati... Microsoft ... 4:11 PM

Results from Query of Single Audit Database

Your search has produced 10 records

These results are based on the following search criteria:

- Auditee Name: STATE OF MARYLAND.

Auditee Name	City	State	EIN	Fiscal Year Ending Date	Completed On	Previous Completed On
MORGAN STATE UNIVERSITY - STATE OF MARYLAND	BALTIMORE	MD	526002033	6/30/1998	2/28/2001	
STATE OF MARYLAND	ANNAPOLIS	MD	526002033	6/30/1999	9/30/2000	
STATE OF MARYLAND	ANNAPOLIS	MD	526002033	6/30/2000	4/11/2001	
STATE OF MARYLAND	ANNAPOLIS	MD	526002033	6/30/2001	3/29/2002	
STATE OF MARYLAND	ANNAPOLIS	MD	526002033	6/30/2002	10/27/2004	
STATE OF MARYLAND	ANNAPOLIS	MD	526002033	6/30/2003	10/4/2004	
STATE OF MARYLAND	ANNAPOLIS	MD	526002033	6/30/2004	5/4/2005	
STATE OF MARYLAND	ANNAPOLIS	MD	526002033	6/30/2005	4/9/2007	4/6/2007
STATE OF MARYLAND	ANNAPOLIS	MD	526002033	6/30/2006	4/6/2007	
STATE OF MARYLAND	ANNAPOLIS	MD	526002033	6/30/2007	3/28/2008	

Return to Entity Search

Form SF-SAC(1-15-2004) OMB #0348-0057

EIN: 526002033

Part III: FEDERAL PROGRAMS Continued

9. FEDERAL AWARDS EXPENDED DURING FISCAL YEAR

10. AUDIT FINDINGS

Row	CFDA Number		Research and development (c)	Name of Federal program (d)	Amount expended (e)	Direct award (f)	Major program		Type(s) of compliance requirement (s) (a)	Audit finding reference number (s) (b)
	Federal Agency Prefix (a)	Extension (b)					Major program (g)	If yes, type of audit report (h)		
1	98	.RD	<input checked="" type="checkbox"/> Y	AGENCY FOR INTERNATIONAL DEVELOPMENT	\$ 25,150	<input checked="" type="checkbox"/> Y	<input checked="" type="checkbox"/> Y	U	O	N/A
2	98	.TELP-UMES	<input checked="" type="checkbox"/> N	AGENCY FOR INTERNATIONAL DEVELOPMENT	\$ -437	<input checked="" type="checkbox"/> N	<input checked="" type="checkbox"/> N		O	N/A
3	10	.58-1225-7-001	<input checked="" type="checkbox"/> Y	CONTRACT/OTHER	\$ 29,055	<input checked="" type="checkbox"/> Y	<input checked="" type="checkbox"/> Y	U	O	N/A
4	10	.04-3167352	<input checked="" type="checkbox"/> N	CONTRACT/OTHER	\$ 2,896	<input checked="" type="checkbox"/> N	<input checked="" type="checkbox"/> N		O	N/A
5	10	.001	<input checked="" type="checkbox"/> N	AGRICULTURE RESEARCH: BASIC AND APPLIED RESEARCH	\$ 356,704	<input checked="" type="checkbox"/> Y	<input checked="" type="checkbox"/> N		O	N/A
6	10	.001	<input checked="" type="checkbox"/> N	AGRICULTURE RESEARCH: BASIC AND APPLIED RESEARCH	\$ 37,838	<input checked="" type="checkbox"/> N	<input checked="" type="checkbox"/> N		O	N/A
7	10	.025	<input checked="" type="checkbox"/> N	PLANT AND ANIMAL DISEASE, PEST CONTROL AND ANIMAL CARE	\$ 1,204,501	<input checked="" type="checkbox"/> Y	<input checked="" type="checkbox"/> N		O	N/A
8	10	.051	<input checked="" type="checkbox"/> N	COMMODITY LOANS AND LOAN DEFICIENCY PAYMENTS	\$ 122,140	<input checked="" type="checkbox"/> Y	<input checked="" type="checkbox"/> N		O	N/A

OMB's Mandates – Painting a Picture

Federal Procurement Data System (FPDS)

“The functions of the Administrator (of the OMB Office of Federal Procurement Policy) shall include . . . **providing for and directing the activities of the computer-based Federal Procurement Data System** (including recommending to the Administrator of General Services a sufficient budget for such activities), which shall be located in the General Services Administration, in order to adequately collect, develop, and disseminate procurement data.” (41 USC 405(d)4(A))

<h3>Log In</h3> <p>Log-In: <input type="text"/></p> <p>Password: <input type="password"/></p> <p><small>Password Label</small></p> <p><input type="button" value="Log In"/></p> <p> Forgot Your Password? Security and Privacy About FPDS-NG Contact Help Desk </p>	<h3>What's New</h3> <p>New government wide standard reports and improved adhoc reporting is now available.</p> <p> New Interagency Contract Directory New FPDS-NG enhanced reporting capability! GCE unveils new 'ezSearch' Tool For more information on reports and other new items please click here. DoD Data Availability For more information on using and importing the XML data archives please click here. To read this month's FPDS-NG Information Center newsletter, click here. FPDS-NG User's Manual </p>	<h3>Top Requests</h3> <p>Current top requests:</p> <p> Hurricane Katrina Contracts Hurricane Rita Contracts Other Hurricane/Disaster Relief Trending Analysis Report for the Last 5 Years FPDS-NG Transaction and User Statistics Performance Based Statistics Top 100 Federal Contractors Report FY 2006 </p>
<h3>Registration</h3> <p>Welcome to the new Federal Procurement Data System (FPDS). If you have not already registered, please do so by clicking the link below. If you are a registered FPDS user, login using the fields provided in the Login section.</p> <p>Not Registered? Register</p>	<h3>Important Links</h3> <p> FPDS-NG FAQs IAE FAQs List of Agencies Submitting Data to FPDS-NG Find Current Business Opportunities Small Business Services Business Partner Network Register as a Potential Contractor Past Performance Information Retrieval </p>	<h3>Reports</h3> <p>The following FPDS reports are available now for download:</p> <p> Small Business Goaling Report FAQs Small Business Goaling Report FY 2007 Small Business Goaling Report FY 2006 Small Business Goaling Report FY 2005 Small Business Goaling Report FY 2004 Federal Procurement Report FY 2006 Federal Procurement Report FY 2005 </p>

OMB's Mandates – Painting a Picture

Information on Federal Assistance to State and Local Governments

“In cooperation with the Director of the Congressional Budget Office, the Comptroller General, and appropriate representatives of State and local governments, the Director of the Office of Management and Budget (to the extent practicable) shall **provide State and local governments with fiscal, budget, and program information** necessary for accurate and timely determination by those governments of **the impact on their budgets of assistance of the United States Government.**” (31 USC 1112(f))

FISCAL YEAR 2003

BUDGET INFORMATION FOR STATES



422-page document – 180 pages of program tables by state, plus state-specific tables

Covered about 85 percent of grant funding for state and local governments

Maryland

(obligations in thousands of dollars)

Agency and Program	FY 2001 Actual	Estimated FY 2002 obligations from:			FY 2003 (estimated)
		Previous authority	New authority	Total	
Department of Agriculture, Cooperative State Research, Education, and Extension Service					
Cooperative Forestry Research (10.202)	241		241	241	241
Hatch Act (10.203)	2,355		2,352	2,352	2,352
1890 Land-Grant Colleges and Tuskegee University (10.205)	1,019		1,068	1,068	1,068
Animal Health and Disease Research (10.207)	25		25	25	25
Cooperative Extension Service (10.500)	4,979		5,066	5,066	5,066
Department of Agriculture, Food and Nutrition Service					
School Breakfast Program (10.553)	20,227		22,081	22,081	23,290
National School Lunch Program (10.555)	75,748	8,308	73,927	82,235	86,870
Special Milk Program (10.556)	443		482	482	470
Special Supplemental Nutrition Program for Women, Infants, and Children (WIC) (10.557)	50,916	929	53,320	54,249	57,366
Child and Adult Care Food Program (10.558)	29,262		31,281	31,281	33,102
Summer Food Service Program for Children (10.559)	3,227		3,723	3,723	3,996
State Administrative Expenses for Child Nutrition (10.560)	1,897	94	1,901	1,995	2,057
State Administrative Matching Grants for Food Stamp Program (10.561)	39,673		38,268	38,268	39,338
Commodity Supplemental Food Program (10.565)					
The Emergency Food Assistance Program (Administrative Costs) (10.568)	612		685	685	685
The Emergency Food Assistance Program (Commodities) (10.569)	1,319		1,323	1,323	1,323
Nutrition Program for the Elderly (10.570)	1,991	10	1,961	1,971	(1)
Farmers' Market Nutrition Program (10.572)	303	11	144	155	

OMB's Mandates – Painting a Picture

Information on Federal Assistance to State and Local Governments

As of FY04, Budget Information for States (422 pages) replaced by expanded Aid to State and Local Governments chapter (52 pages) of President's Budget.

OMB's Mandates – Painting a Picture

Consolidated Federal Funds Report (CFFR)

“(N)ot later than 180 days after the end of each fiscal year, the Director [of OMB] shall prepare a Consolidated Federal Funds Report presenting the total amount of Federal funds that were obligated for expenditure or expended in each State, county or parish, congressional district, and municipality of the United States in appropriate general categories of Federal funds during the preceding fiscal year.”
(31 USC 6202)

U.S. Census Bureau

Federal, State, and Local Governments Consolidated Federal Funds Report

[Main](#)[Site Map](#)[Contact Us](#)

The Consolidated Federal Funds Report (CFFR) covers all states, the District of Columbia, and US Outlying Areas. CFFR data were obtained from Federal government agencies. These data cover Federal expenditures or obligations for the following categories: grants, salaries and wages, procurement contracts, direct payments for individuals, other direct payments, direct loans, guaranteed or insured loans, and insurance. Dollar amounts reported represent either actual expenditures or obligations.

Available Data

types and number of files vary somewhat depending upon reference year

• [On-Line Query System \(1993-2006\)](#)

search national, state, and county-level data by Object area, agency, and program code

Years Available

Select a Year

2006

2005

2004

Description of Available Files (select a year to view files)

- Publication data on Federal Government expenditures or obligations
- Detailed Data files detail item coded data at the state/county/place level for each of the 60 states and outlying areas (available as both fixed length, comma delimited and fixed length, no delimiter)

Related Links

• [Federal Assistance Award Data System](#)

detailed place and recipient information concerning most federal awards

http://harvester.census.gov/cffr/asp/Agency.asp


Google Search Web 625 blocked AutoFill Options

ColabWiki: ExpeditionWorks... CONSOLIDATED FEDERA...

Home RSS Print Page Tools

U.S. Census Bureau

CONSOLIDATED FEDERAL FUNDS REPORT: Fiscal Year 2006
 State: **United States**
 Agency: **NATIONAL SCIENCE FOUNDATION**



[View Spreadsheet](#)

SUMMARY TOTALS	FY 2006 AMOUNT
DIRECT EXPENDITURES OR OBLIGATIONS	
GRANTS (BLOCK, FORMULA, PROJECT, AND COOPERATIVE AGREEMENTS) (GG)	5,060,612,205
PROCUREMENT CONTRACTS (PC)	209,914,692
SALARIES AND WAGES (SW)	130,535,000
TOTAL DIRECT EXPENDITURES OR OBLIGATIONS	5,401,061,897
EXHIBIT	
TOTAL DIRECT EXPENDITURES OR OBLIGATIONS - DEFENSE	0
TOTAL DIRECT EXPENDITURES OR OBLIGATIONS - NON DEFENSE	5,401,061,897

Grants (Block, Formula, Project, and Cooperative Agreements) (GG)

PROGRAM	PROGRAM NAME	FY 2006 AMOUNT
47.041	ENGINEERING GRANTS	610,550,365
47.049	MATHEMATICAL AND PHYSICAL SCIENCES	1,186,860,535
47.050	GEOSCIENCES	747,153,933
47.070	COMPUTER AND INFORMATION SCIENCE AND ENGINEERING (CISE)	524,591,147
47.074	BIOLOGICAL SCIENCES	605,598,908
47.075	SOCIAL BEHAVIORAL AND ECONOMIC SCIENCES	205,890,281
47.076	EDUCATION AND HUMAN RESOURCES	888,561,754

OMB's Mandates – Painting a Picture

Federally-Funded R&D Data Repository (RaDiUS)

“The Director [of OMB], in consultation with the Director of the Office of Science and Technology Policy and other relevant agencies, . . . shall ensure the development and maintenance of a [searchable web-based] repository that . . . shall include information about research and development funded by the Federal Government, and . . . integrate information about each separate research and development task or award” (P.L. 107-347, Section 207(g))



RaDIUS

THE RAND DATABASE OF RESEARCH & DEVELOPMENT IN THE U.S.

[RAND Home](#) | [About RAND](#) | [Opportunities](#) | [Research Areas](#) | [Books & Publications](#)

[RAND](#) > [RaDIUS®](#)

- RaDIUS Home**
- Login to RaDIUS**
Standard Access
- About RaDIUS**
Facts About Federal R&D
Getting Started
- RaDIUS Resources**
User Handbook
FAQs
What's New
Notice to Users
Glossary of Terms
Feedback
- Related Links**

Notice to RaDIUS Users

The National Science Foundation (NSF) has granted RAND's request to continue operating, maintaining, and updating the RaDIUS Database and to support its users through December 31, 2007. As a result, RAND will complete the entry of data for FY 2006, the update of data for FY 2007, and the addition of preliminary data for FY 2008 to the database. No decision has been made about the funding/continuation of the RaDIUS Database beyond December 31, 2007.

Please contact us at radius@rand.org with any questions, comments, or concerns.

RaDIUS® is the most comprehensive database of information on federally-funded research and development (R&D).




The U.S. Federal Government spends many billions of dollars every year on research and development (R&D). Managing this vast enterprise effectively is critical for achieving national goals and for ensuring that such a large investment is wisely spent.

Historically, data on federally-funded R&D were compiled retrospectively, yielding information that was often already two to three years old when it was released. To complicate matters, federal agencies often did not follow a standard format when reporting on their R&D activities. The result was a highly aggregate, fragmented, and partial picture of the federal R&D portfolio.

To address this problem, RAND created the RaDIUS database. RaDIUS, which stands for "Research and Development in the United States," is the first database that tracks in virtually real-time all of the research and development activities and resources of the government.

RaDIUS is FREE to everyone. Obtain your free RaDIUS password now by filling out the [request form](#).



RaDIUS was developed by **RAND**, in cooperation with the National Science Foundation (**NSF**), to support the work of the White House Office of Science and Technology Policy (OSTP), the National Science and Technology Council (NSTC), federal agencies, and all others interested in the R&D portfolio of the U.S. Federal Government. In March 2005, RaDIUS was formally recognized by the Office of Management and Budget (OMB) in the Executive Office of the President as a central component of OMB's implementation of Section 207(g) of the E-Government Act of 2002 (Public Law 107-347).

standard format in reporting R&D information. The result was a highly aggregate, fragmented, and partial picture of federal R&D.

To address this problem, RAND created the **RaDiUS** database. **RaDiUS**, which stands for "Research and Development in the United States," is the only database that tracks in virtually real-time all of the research and development activities and resources of the federal government. Building **RaDiUS** entailed identifying all of the federal information sources containing data on some aspect of federal R&D; designing an organizational framework to merge these data into a common, relational system; and creating an easily searchable online database to contain this detailed information.

RaDiUS allows users to casually browse or systematically search the contents of the federal R&D portfolio. Starting from agency-level R&D activities (Level 1), **RaDiUS** lets users drill down through the various bureaucratic levels of each federal agency, passing sequentially through the bureau (Level 2), program (Level 3), and project (Level 4) levels to view the individual awards and tasks (Level 5) where the R&D plans of federal agencies translate into the actual R&D work performed by or on behalf of the federal government by federal contractors, grantees, employees, and/or laboratories (see Figure 1 below). Users can search **RaDiUS** with any term(s) of their choosing; construct complex Boolean queries using the middleware embedded in **RaDiUS**; search by performer name, type, and location; and confine their searches specifically by Budget Function and Sub-Function, DoD Budget Category, Phase III Clinical Trials status, Small Business Innovative Research (SBIR) awards, and type of funding mechanism.

Figure 1 - Total Number of Records in Each Level of **RaDiUS** Across ALL Fiscal Years

Level 1 -- 25 agencies

Level 2 -- 198 bureaus

Level 3 -- 2,108 programs

Level 4 -- 7,675 projects

Level 5 -- 723,950 awards/tasks


[RaDiUS passwords](#) are available to all interested individuals.

http://radius.rand.org/

Google Search Web 625 blocked AutoFill Options

ColabWiki: ExpeditionWorks... RAND | RaDiUS

Page Tools



RAND > RaDiUS®

Notice to RaDiUS Users

RaDiUS Web Site Has Ceased Operations

The contract for RaDiUS operations and maintenance has ended, and this resource is no longer available. Inquiries from current users concerning access to such R&D data should be directed to NSF's Dr. Della-Piana at cdellapi@nsf.gov.

RAND® is a registered trademark. Copyright © 1994-2008 RAND Corporation.

OMB's Mandates – Painting a Picture

Federal Funding Accountability and Transparency Act (FFATA) web site

“(T)he Office of Management and Budget shall . . . ensure the existence and operation of a single searchable website, accessible by the public at no cost . . . and that includes for each Federal award [a series of specific data elements such as receiving entity, amount, funding agency, transaction type, CFDA number, and location by city, state, and congressional district]” (P.L. 109-282, Section 2)

OMB's Mandates – Painting a Picture

FFATA Dates and Requirements

July 1, 2007 – pilot project for subawards

January 1, 2008 – searchable website covering financial assistance and contract awards to other than individuals, with posting within 30 days of each award

January 1, 2009-July 1, 2010 – subawards to be available

FFATA may rely on FAADS, FPDS, and Grants.gov

Not to include information on awards below \$25,000, but to include credit card transactions after October 1, 2008



USAspending.gov

[About this Site](#) | [About the Data](#) | [Site Map](#) | [Contact Us](#)[HOME](#)[CONTRACTS](#)[ASSISTANCE](#)[DATA QUALITY](#)[PROVIDE FEEDBACK](#)[PRINTER-FRIENDLY](#)

- ▶ Home
- ▶ Frequently Asked Questions
- ▶ About the Data
- ▶ Glossary
- ▶ API Documentation
- ▶ Downloads

USAspending.gov Last Updated
July 22, 2008

Contracts data was updated for all 24 CFO Act agencies at this time.

Assistance data was updated for 9 of 24 CFO act agencies. Updates are currently pending for the following agencies: DHS, DOI, DOJ, DOS, DOT, EPA, GSA, HHS, HUD, NRC, NSF, OPM, SBA, TREAS, and VA.

For more details, please [click here](#)

Welcome to USAspending.gov - Where Americans Can See Where Their Money Goes

Have you ever wanted to find more information on government spending? Have you ever wondered where federal contracting dollars and grant awards go? Or perhaps you would just like to know, as a citizen, what the government is really doing with your money. The Federal Funding Accountability and Transparency Act of 2006 (Transparency Act) requires a single searchable website, accessible by the public for free that includes for each Federal award:

1. The name of the entity receiving the award;
2. The amount of the award;
3. Information on the award including transaction type, funding agency, etc;
4. The location of the entity receiving the award;
5. A unique identifier of the entity receiving the award.

Welcome to [www.USAspending.gov](#), a relaunch of [www.FederalSpending.gov](#), that provides citizens with easy access to government contract, grant and other award data.

To begin searching, select either the [Assistance](#) or [Contracts](#) tab at the top left side of this page. You can easily switch back and forth as you search.

The table below provides a summary of the federal spending information available on USAspending.gov. For an overview of the data available on this website, please see the [Data Quality](#) tab at the top of this page.

Contracts and Other Spending in Billions of Dollars

USAspending.gov

HOME

CONTRACTS

ASSISTANCE

DATA QUALITY

PROVIDE FEEDBACK

BY RECIPIENT >

Search by name: Top 100 Recipients (2008)

- Overview: type of recipient
- Overview: cong. district of recipient
- Advanced search for recipients

BY PLACE OF PERFORMANCE >

Overview by state

- Advanced search by place of perform.

BY AGENCY >

Overview by major agency

- Advanced search by agency

OTHER >

Overview by type of assistance

- Grants by program

Assistance from National Science Foundation (FY 2007)

Summary

Fiscal Year: 2007

Federal dollars: \$5,382,031,371

The amount for this search is 0.8% of total Federal dollars for the fiscal year.

Total number of recipients: 2,185

Total number of transactions: 29,791

[Get list of recipients](#)[Get list of transactions](#)

Top 5 Known Congressional Districts where Recipients are Located ?

District of Columbia nonvoting (Eleanor Holmes Norton)	\$325,103,252
Colorado 2 (Mark Udall)	\$209,329,366
Massachusetts 8 (Michael E. Capuano)	\$196,127,688
New York 22 (Maurice D. Hinchey)	\$142,453,851
California 53 (Susan A. Davis)	\$127,862,074

Search Criteria Used [\(More\)](#)

Federal Fiscal Year	2007	<input type="button" value="GO"/>
Level of Detail	Summary	<input type="button" value="GO"/>
Type of Report Output	HTML	<input type="button" value="GO"/>

Top 5 Programs

47.049: Mathematical and Physical Sciences	\$1,269,025,166
47.076: Education and Human Resources	\$828,961,578
47.050: Geosciences	\$765,615,520
47.041: Engineering Grants	\$662,763,353
47.074: Biological Sciences	\$631,943,714

Top 5 Agencies Providing Assistance

National Science Foundation	\$5,382,031,371
-----------------------------	-----------------

Assistance Type

Grants and Cooperative Agreements	\$5,382,031,371
Other	\$0
Loans (both direct and guaranteed)	\$0
Insurance	\$0

OMB's Mandates – Painting a Picture

FFATA Requirements and Other OMB Mandates

FFATA dependent on accuracy and completeness of CFDA

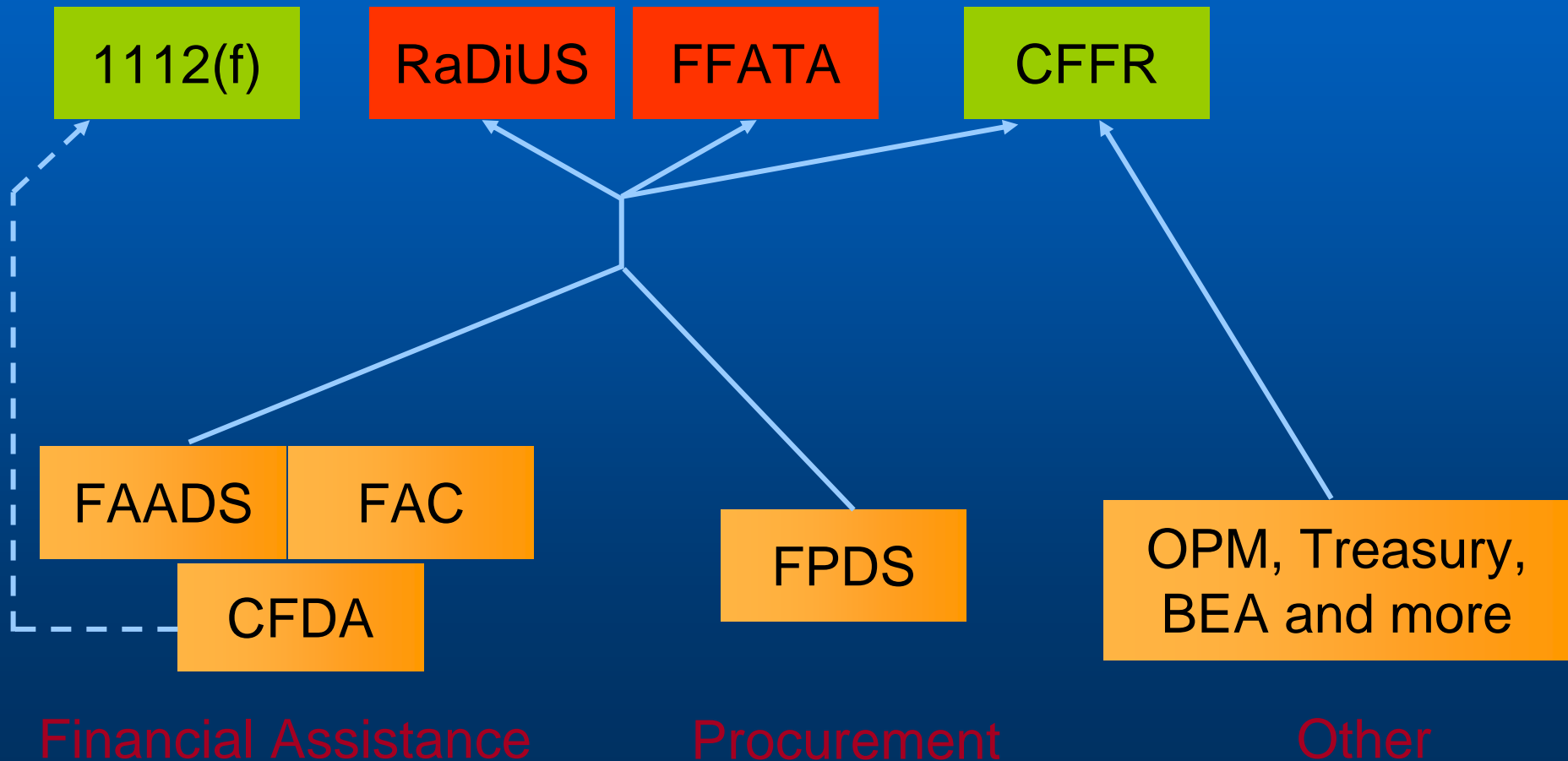
FAADS and FPDS only existing cross-government building blocks for FFATA—at present do not meet FFATA requirements, but can if properly supported and enhanced

FFATA must adhere to Data Quality Act and OMB Web Content Standards

RaDiUS a prototype for FFATA site

FAC includes subgrants

OMB's Mandates – Painting a Picture



OMB's Mandates – Painting a Picture

OMB has a series of Congressional mandates that provide context for its federal spending data mandates

Federal Information Policy

Data Quality

Web Content Standards

Interagency Data Sharing

OMB's Mandates – Painting a Picture

Context – Federal Information Policy

“(T)he Director shall . . . (A) develop, coordinate and oversee the implementation of Federal information resources management policies, principles, standards, and guidelines; and (B) provide direction and oversee-- . . . (ii) agency dissemination of and public access to information; (iii) statistical activities; (iv) records management activities . . . “ (44 USC 3504)

OMB's Mandates – Painting a Picture

Context – Data Quality

“The Director of the Office of Management and Budget shall . . . issue guidelines . . . that provide policy and procedural guidance to Federal agencies for ensuring and maximizing the quality, objectivity, utility, and integrity of information (including statistical information) disseminated by Federal agencies in fulfillment of the purposes and provisions of chapter 35 of title 44, United States Code” (P.L. 106-554, H.R. 5658, Section 515)

OMB's Mandates – Painting a Picture

Context – Web Content Standards

“(T)he Director [of OMB] shall promulgate guidance for agency websites that includes— . . . minimum agency goals to assist public users to navigate agency websites, including—(i) speed of retrieval of search results; (ii) the relevance of the results; (iii) tools to aggregate and disaggregate data” (P.L. 107-347, Section 207(f))

OMB's Mandates – Painting a Picture

Context – Interagency and Intergovernmental Coordination

The Director [of OMB], in consultation with agency heads and representatives of non-Federal entities, shall direct, coordinate, and assist Federal agencies in establishing . . . an interagency process for addressing . . . improved interagency and intergovernmental coordination of information collection and sharing of data pertaining to Federal financial assistance programs” (P.L. 106-107, Section 6)

OMB's Mandates – Painting a Picture

OMB also has two mandates to manage systems that complement systems created under its federal spending data mandates

Grants.gov

Earmarks

OMB's Mandates – Painting a Picture

Complement – Grants.gov

The Director [of OMB], in consultation with agency heads and representatives of non-Federal entities, shall direct, coordinate, and assist Federal agencies in establishing . . . a common application and reporting system, including . . . electronic processes, wherein a non-Federal entity can apply for, manage, and report on the use of funding from multiple Federal financial assistance programs that serve similar purposes and are administered by different Federal agencies.” (P.L. 106-107, Section 6)

GRANTS.GOVSM[Search](#) [Contact Us](#) [Site Map](#) [Help](#) [RSS](#)

FOR APPLICANTS

[Find Grant Opportunities](#)[Get Registered](#)[Apply for Grants](#)[Track Your Application](#)[Applicant Resources](#)[Search FAQs, User Guides and Site Information](#)

APPLICANT SYSTEM-TO-SYSTEM

FOR GRANTORS

ABOUT GRANTS.GOV

HELP

CONTACT US

SITE MAP



collage of images

Find. Apply. Succeed.

Grants.gov is your source to **FIND** and **APPLY** for federal government grants. The U.S. Department of Health and Human Services is proud to be the managing partner for Grants.gov, an initiative that is having an unparalleled impact on the grant community. [Learn more](#) about Grants.gov.

This type of individual assistance is NOT available on Grants.gov: [Personal Financial Assistance](#), [Student Loans](#) and [Small Business Start-up Loans](#). To find out if you are eligible for grant opportunities offered on this site, [click here](#).

What's New This Week at Grants.gov

New Opportunities This Week

["Broken Pipe" - Adobe Reader Error Message](#)[Understanding PureEdge Error Messages](#)[Verify if Your Adobe Reader Version is](#)

Sign-up for our
"Succeed"
Quarterly
Newsletter

Quick Links

FOR APPLICANTS

- [Grant Search](#)
- [Grant Email Alerts](#)
- [Get Registered](#)
- [Applicant Login](#)
- [E-Biz POC Login](#)

FOR GRANTORS

- [Agency Login](#)
- [New Grantor Users](#)
- [Resources](#)

OMB's Mandates – Painting a Picture

Complement – Earmarks

“On January 3, 2007, the President called on the Congress to enact earmark reform, including reducing the number and cost of earmarks by at least half. To provide a transparent baseline from which the cut-in-half goal will be measured, agencies will be required to: 1) identify and catalogue earmarks in all appropriations bills and certain authorization bills, including report language; 2) submit that data to OMB; and 3) provide rapid analysis of the earmarks in each bill as they move through the legislative process” (OMB M-07-09)

[OMB Home](#)[White House Website](#)

Earmarks

What is an Earmark?

[Earmarks](#) are funds provided by the Congress for projects or programs where the congressional direction (in bill or report language) circumvents the merit-based or competitive allocation process, or specifies the location or recipient, or otherwise curtails the ability of the Executive Branch to properly manage funds. Congress includes earmarks in [appropriation bills](#) - the annual spending bills that Congress enacts to allocate discretionary spending - and also in [authorization bills](#).

What Does the Earmarks Database Show?

This database provides more information on earmarks in one place than has ever been available through the Federal Government. It is part of an effort to bring greater accountability and transparency to Federal spending. This step is also consistent with changes in the House Rules and Senate legislation during the 110th Congress, which requires more disclosure for earmarks.

Browse:

- [Estimates of FY 2009 Appropriations Earmarks](#)
- [FY 2008 Appropriations Earmarks](#)
- [Totals for FY 2008 Appropriations Earmarks/Benchmark for "Cut in Half" Goal](#)
- [FY 2005 Appropriations Earmarks](#)
- [FY 2005 Authorization Earmarks](#)
- Search Earmarks full text:

☒ 2009 Appropriations Tracking ☐ 2008 Appropriations ☐ 2005 Appropriations ☐ 2005 Authorizations



OFFICE OF MANAGEMENT AND BUDGET

[OMB Home](#)

[White House Website](#)

List of 2008 Earmarks

In fiscal year 2008, there were 117 earmarks totaling \$123,622,000.

Agency: Department of Energy
 Bureau: Energy Programs
 Account: Science
 Certifying Official: Budget Analyst
 Certifying Organization: Office of Budget

To view information about the earmark, click on the earmark title.

2008 Earmarks	Amount (\$K)
Molecular Genetics Research	\$1,968
Research of Cellular Antigens and Nucleic Acids	\$492
Antibodies Research	\$2,460
Seismic Research	\$1,968
Marine Systems Research	\$492
Research in Agricultural, Environmental, and Biological Sciences	\$2,952
Research of MRI Science	\$984
Research into New Nanoconstructs	\$246
Nanoscale Imaging of Proteins	\$1,968
Research of Transglutaminases in Alzheimer's and Huntington's Diseases	\$590
Research Multi-Modality, Image-Based Markers for Breast Cancer	\$590
Neutrino Research	\$1,476
Ongoing Brain Related Research	\$11,808


[OMB Home](#)
[White House Website](#)

Agency: Department of Energy
 Bureau: Energy Programs
 Account: Science (89-0222)
 Certifying Official: Budget Analyst
 Contact Information: <http://WWW.DOE.GOV> 202-586-2665

Radiation Research

AMOUNT: \$5,904,000.

Year Enacted: 2008
 Code: SC-17
 Status: Earmark
 Level

Description: Funding is provided to the University of California, Los Angeles for the Institute for Molecular Medicine radiation research

Beneficiary/Recipient	Amount (\$K)	Program	Type	Address
Not yet available	\$5,904			
Sponsor Name	Honorific	State		District
Ted Stevens	Senator	AK		

Citation

Source: Appropriations Report Language - Conference

Reference: Joint Explanatory Statement to accompany H.R. 2764, Division C (Energy and Water)

Location: Pages 574-580

Citation Excerpt:

Last Modified: 04-Sep-2008



OMB's Congressional Mandates to Provide Information on Federal Spending

Andrew Reamer, Fellow
Metropolitan Policy Program
The Brookings Institution

areamer@brookings.edu
(202) 797-4398