

Profile of young adults aged 18-24 in Arlington

Young people aged 18-24 are in a pivotal transition period from childhood to adulthood and financial independence. Those who earn a high school diploma and a post-secondary credential are much more likely to succeed in the labor market. Blacks and Hispanics consistently fare worse on educational and employment outcomes, placing their economic prospects at risk as well as the region's ability to maintain a skilled and competitive workforce.



All data presented is for the three year period 2011-2013.

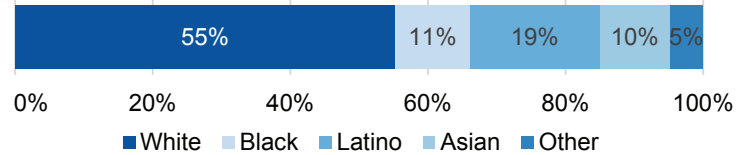
DEMOGRAPHICS

Young adults aged 18-24 Share of total population
18,663 **8.5%**

Of young adults in Arlington, **19.2 percent** are foreign born. The top countries of origin are: **Mexico (19%)** and **Guatemala (10%)**.

Just over half of Arlington's young adult population is white.

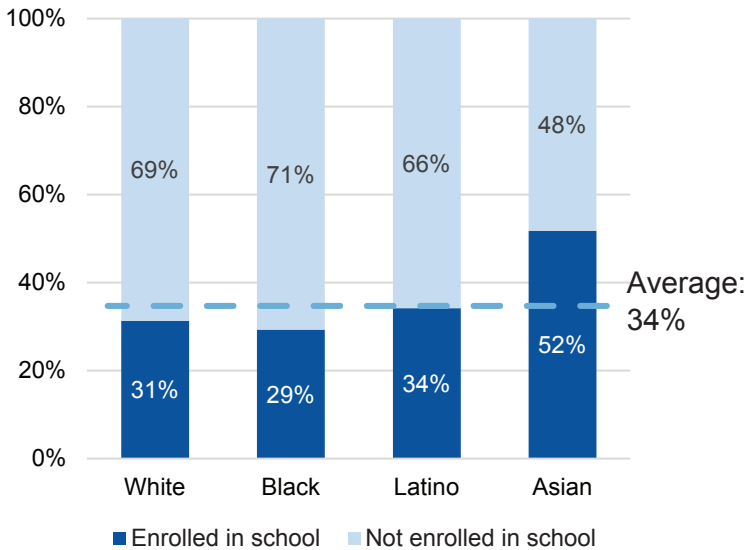
Race/Ethnicity, 18-24 year olds



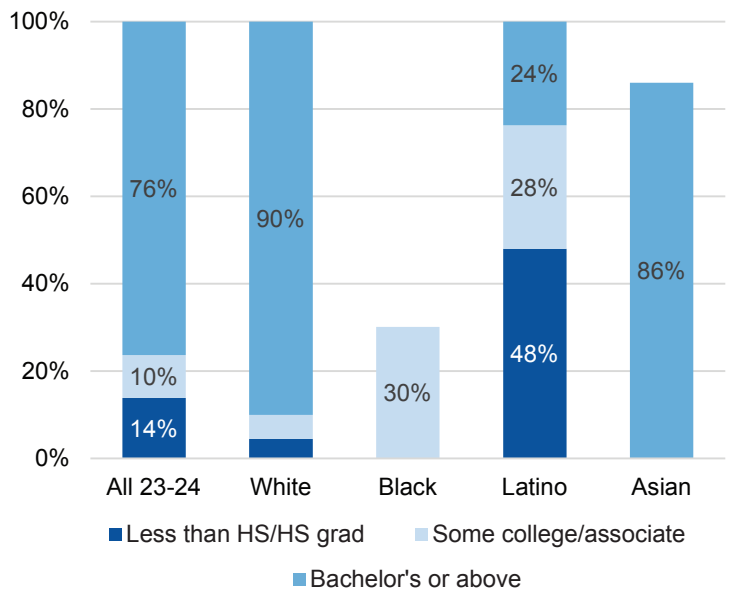
EDUCATIONAL CHARACTERISTICS

Whites and blacks have lower than average rates of school enrollment, but Latinos are least likely to have a bachelor's degree by their early 20s.

School enrollment, 18-24 year olds



Educational attainment, 23-24 year olds



DISCONNECTED YOUTH

Disconnected youth are defined as low-income (with income less than 200 percent of the federal poverty line) youth, who are neither in school nor working, and have less than an associate degree. These young people are at increased risk for poverty and unemployment. Demographic characteristics of disconnected youth in Arlington are not available due to small sample sizes.

Young adults aged 18-24 who are disconnected
800

Disconnected young adults as a share of all young adults
4.4%

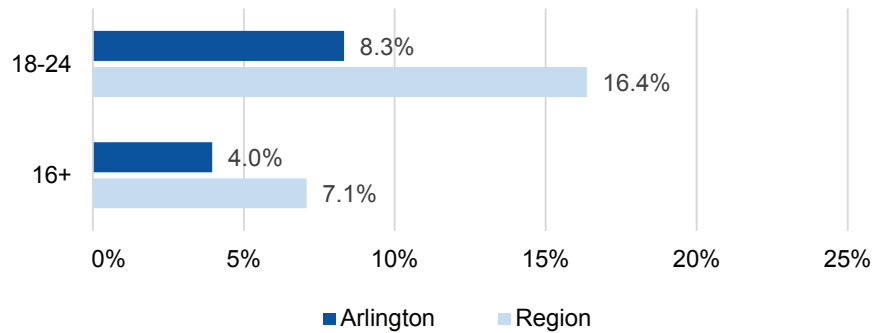
Profile of young adults aged 18-24 in Arlington

EMPLOYMENT AND EARNINGS

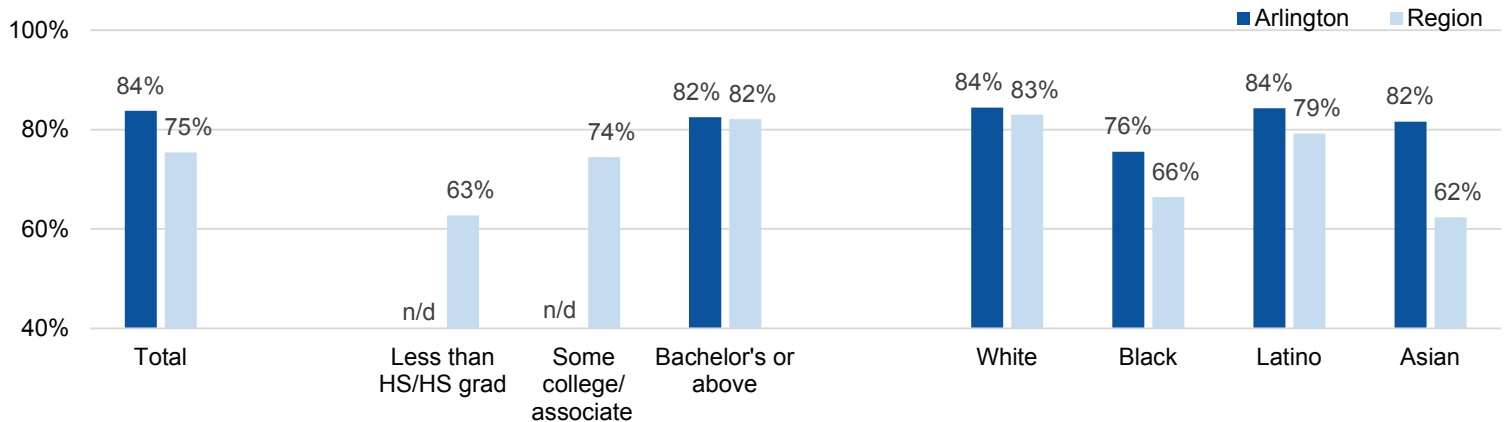
Young people typically have higher unemployment rates and lower earnings than older workers, consistent with their lower levels of experience and skills. However, young people of color and those with lower levels of education are particularly likely to experience low employment rates and earnings.

The Washington region's labor market skews toward highly educated workers. Residents without at least some post-secondary education will find it difficult to move into higher earning jobs. **Sixty-two percent (62%)** of people working in Arlington have a bachelor's degree or above, with median annual earnings of **\$90,000**. By contrast, **18 percent** of people working in Arlington have a high school diploma or less, with median annual earnings of **\$33,500**.

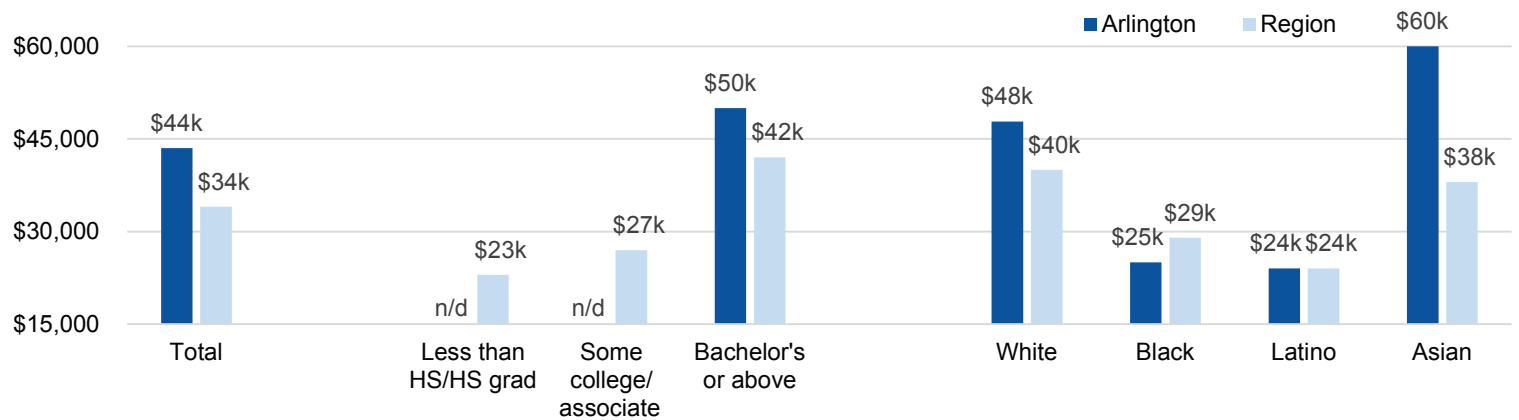
Unemployment rate



Employment rates, 23-24 year olds



Median annual earnings of 23-24 year olds*



NOTES

Source: 2011-2013 American Community Survey 3-year microdata.

*Median annual earnings presented for workers who are employed full-time, year-round in 2013 dollars. n/d indicates no data due to small sample sizes. Data presented for the region includes the District of Columbia, Montgomery County, Prince George's County, Alexandria City, Arlington County, Falls Church City, Fairfax City, and Fairfax County. For more information, contact Martha Ross, Fellow, at mross@brookings.edu or Nicole Prchal Svajlenka, Research Analyst, at nsvajlenka@brookings.edu.