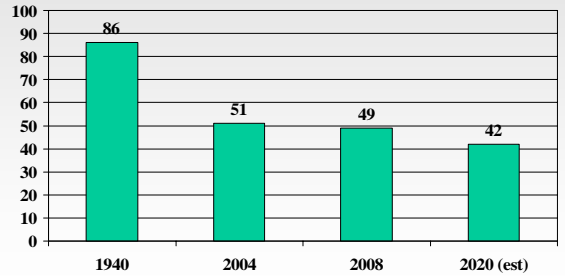


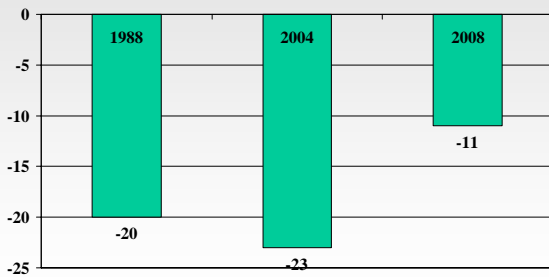
## Demographic Keys to the 2008 Election

Ruy Teixeira  
The Brookings Institution

## Size of White Working Class, 1940-2020



## Democratic Deficits, White Working Class Voters, 1988-2008



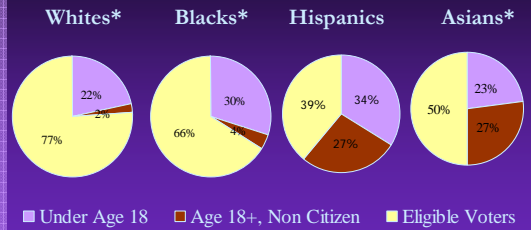
## Democratic Deficits, White College Graduate Voters, 1988-2008



# Race, Immigration and America's Changing Electorate

William H. Frey  
The Brookings Institution

## Eligible Voters as Share of Total Population:

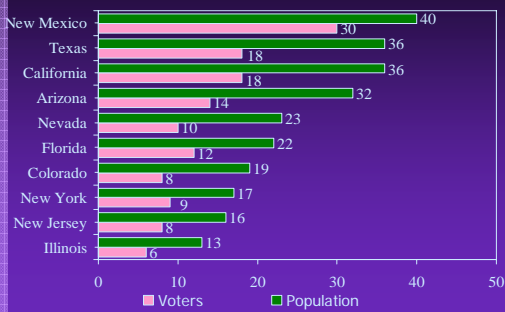


Source: William H. Frey analysis of 2007 CPS

\* Non Hispanics

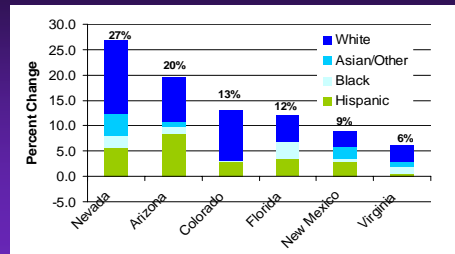
## Hispanic Shares --- State Population, Voters

States With Largest Hispanic Share Populations



Source: William H. Frey analysis and 2007 CPS

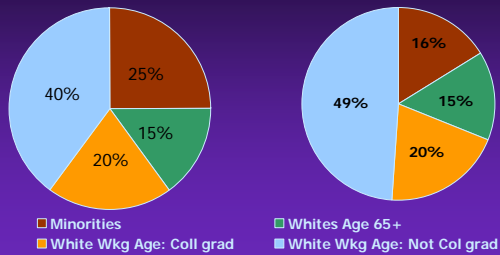
## Fast-Growing States: Growth of Eligible Voters by Race, 2000-7



## Eligible Voters in Demographic Groups: Fast Growing and Slow Growing Purple States

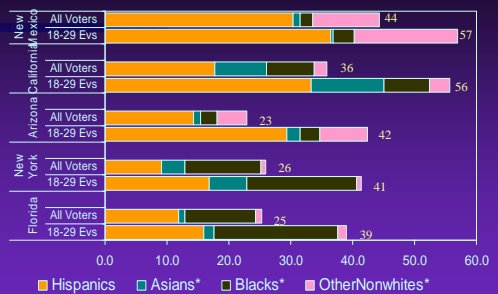
Fast Growing Purple

Slow Growing Purple



Source: William H. Frey analysis of US Census Sources

## Minority Shares: Voters of All Ages vs. Age 18-29 EVs



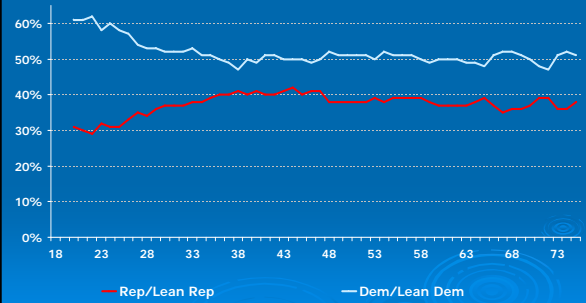
Source: William H. Frey analysis and 2007 CPS

\* Non Hispanics

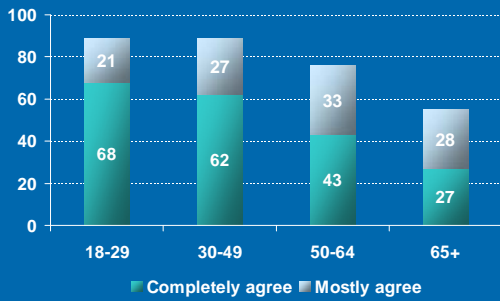
# Young Voters and the 2008 Election

Scott Keeter  
 Pew Research Center  
[skeeter@pewresearch.org](mailto:skeeter@pewresearch.org)  
 202-419-4362  
[www.people-press.org](http://www.people-press.org)

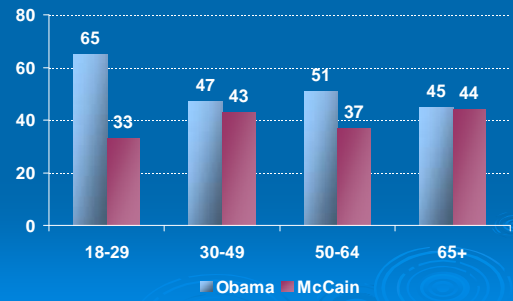
### Party Affiliation and Age, 2008



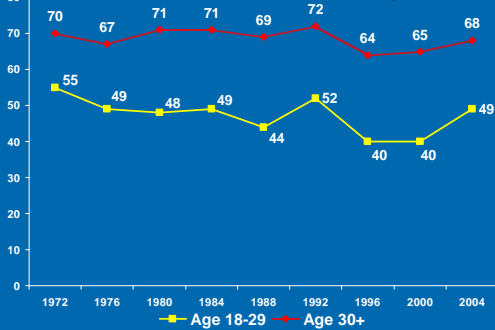
### OK For Blacks and Whites to Date



### Presidential Vote by Age



### Turning a Corner? Youth Reduced the Turnout Gap in '04



### Percent of Democratic Primary Voters Ages 18-29

	2008	2004
Iowa Caucus	22	17
Georgia	18	11
New Hampshire	18	14
Ohio	16	9
Texas	16	10
California	16	11
New York	15	8
Maryland	14	8