

CHARACTERISTICS OF EITC-ELIGIBLE TAXPAYERS, 2007

METRO AREA:

Trenton-Ewing, NJ

The Metropolitan Policy Program at Brookings

EITC-ELIGIBLE POPULATION

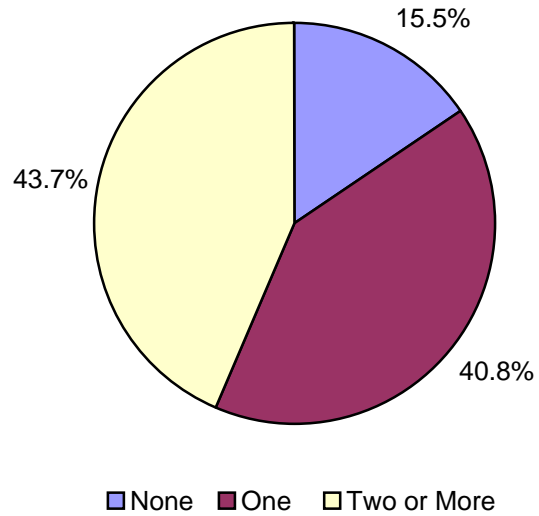
Total EITC-Eligible Tax Units	19,092	Total Population in EITC-Eligible Units	56,776
-------------------------------	--------	-----------------------------------------	--------

EITC-ELIGIBLE FILING UNIT CHARACTERISTICS

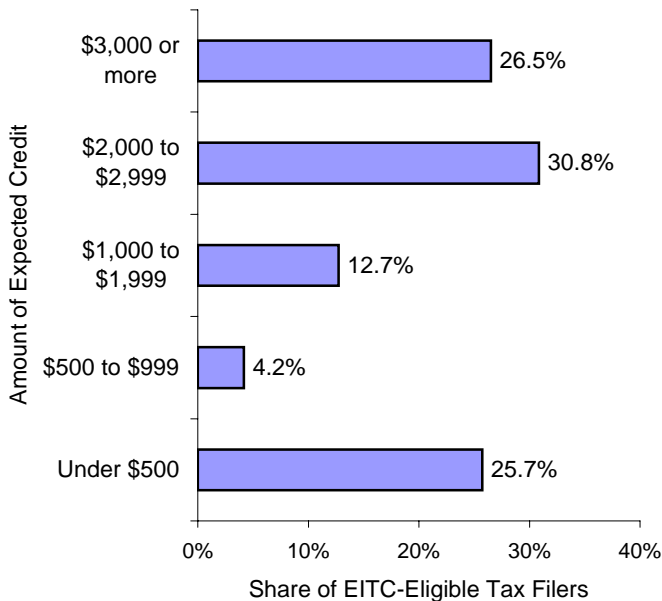
Filing Status

Married, Filing Jointly	16.0%
Head of Household	69.6%
Single	14.4%

Number of Qualifying Children



Size of Expected Earned Income Tax Credit

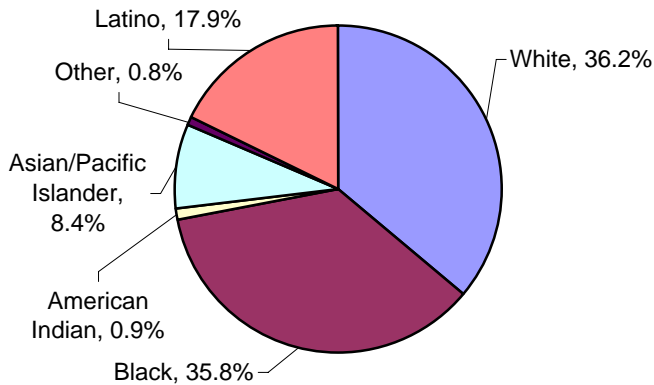


Adjusted Gross Income

\$1 to \$4,999	8.9%
\$5,000 to \$9,999	9.2%
\$10,000 to \$14,999	26.8%
\$15,000 to \$19,999	12.4%
\$20,000 to \$24,999	10.6%
\$25,000 to \$29,999	15.8%
\$30,000 to \$39,999	16.2%

EITC-ELIGIBLE TAX FILER CHARACTERISTICS

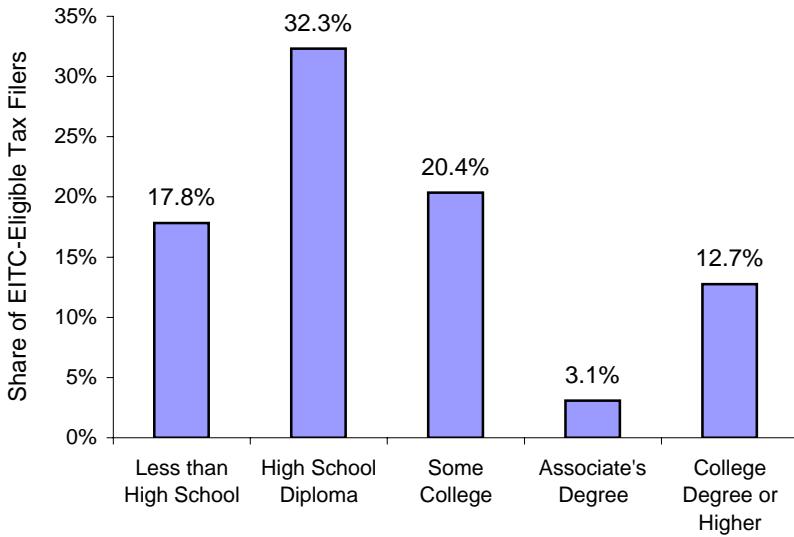
Race and Ethnicity of Taxpayer



Age of Taxpayer

Under 25 years	13.7%
25 to 34 years	32.3%
35 to 44 years	21.6%
45 to 54 years	12.6%
55 years and over	19.8%

Highest Level of Education Attained by Taxpayer



Home Ownership

Owner-occupied, with mortgage	45.0%
Owner-occupied, no mortgage	14.8%
Renter-occupied	39.9%

Receipt of Food Stamps

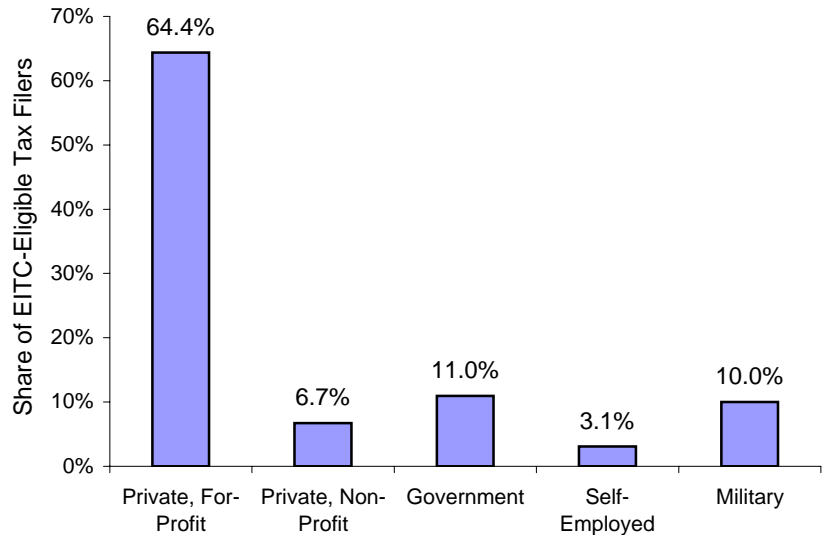
Share of tax filers in households that receive food stamps	10.7%
------------------------------------------------------------	-------

Language Spoken at Home

English	69.9%
Spanish	17.2%
Other	12.9%

* "Other" includes any language that is spoken by (a) less than 1% of taxpayers, or (b) less than 2,000 taxpayers in total.

Sector of Work for Taxpayers



* Categories may not add to 100%. Remainder represents taxpayers who identified themselves as unemployed.

Top Five Occupations

Office Administration	18.2%
Transportation	9.1%
Maintenance	9.0%
Food Preparation	8.0%
Sales	6.6%

Top Five Industries

Healthcare	15.1%
Retail Trade	11.4%
Accommodation/Food Services	10.9%
Manufacturing	6.8%
Administrative Services	6.8%