

# CHARACTERISTICS OF EITC-ELIGIBLE TAXPAYERS, 2007

METRO AREA:

## St. Louis, MO-IL

The Metropolitan Policy Program at Brookings

### EITC-ELIGIBLE POPULATION

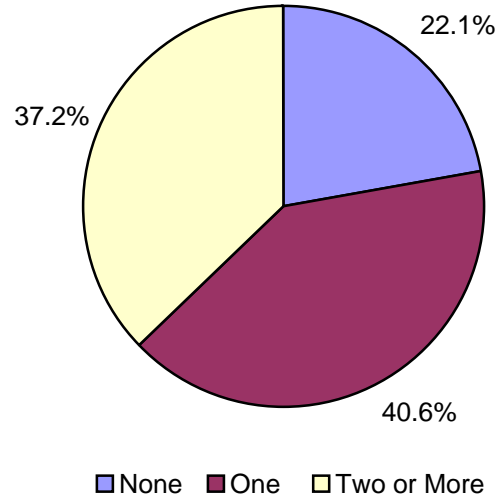
Total EITC-Eligible Tax Units 214,176      Total Population in EITC-Eligible Units 601,193

### EITC-ELIGIBLE FILING UNIT CHARACTERISTICS

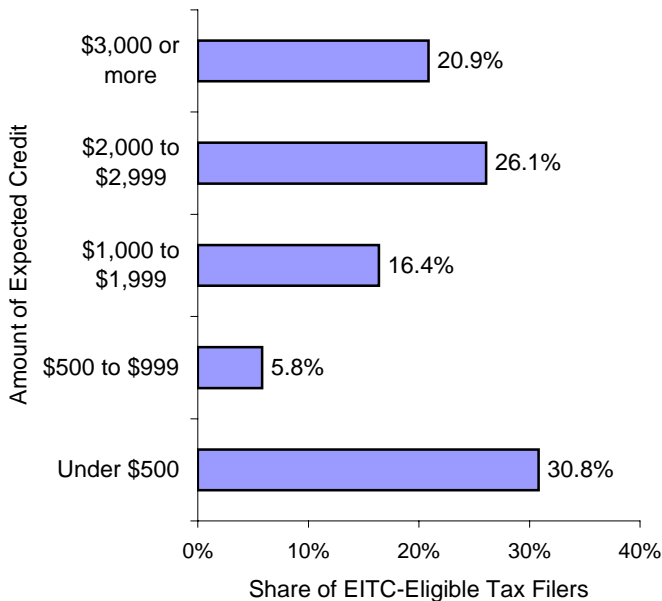
#### Filing Status

Married, Filing Jointly 16.0%  
 Head of Household 63.7%  
 Single 20.3%

#### Number of Qualifying Children



#### Size of Expected Earned Income Tax Credit

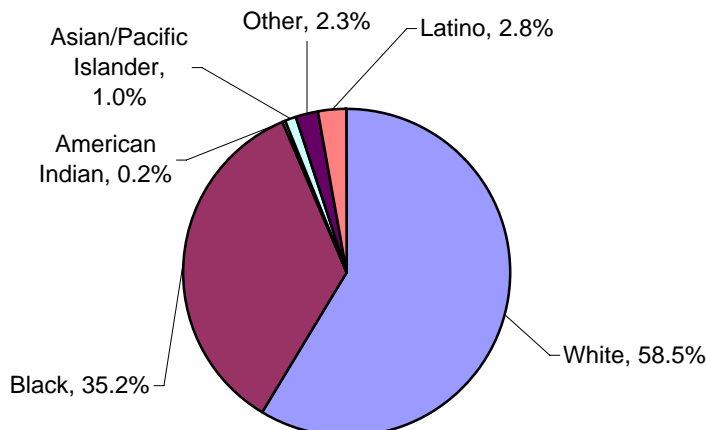


#### Adjusted Gross Income

\$1 to \$4,999 17.3%  
 \$5,000 to \$9,999 18.7%  
 \$10,000 to \$14,999 16.3%  
 \$15,000 to \$19,999 13.1%  
 \$20,000 to \$24,999 12.4%  
 \$25,000 to \$29,999 10.1%  
 \$30,000 to \$39,999 12.1%

### EITC-ELIGIBLE TAX FILER CHARACTERISTICS

#### Race and Ethnicity of Taxpayer

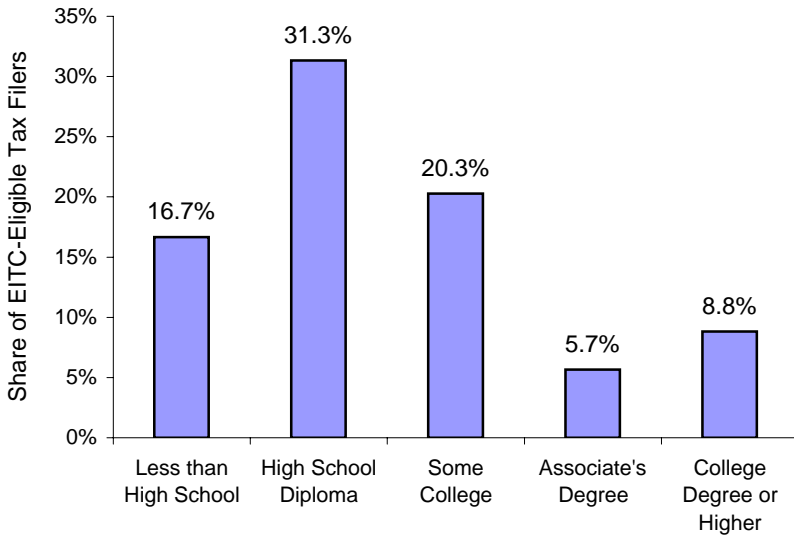


#### Age of Taxpayer

Under 25 years 17.2%  
 25 to 34 years 29.8%  
 35 to 44 years 21.1%  
 45 to 54 years 17.6%  
 55 years and over 14.1%

**EITC-ELIGIBLE TAX FILER CHARACTERISTICS (CONTINUED)**

**Highest Level of Education Attained by Taxpayer**



**Home Ownership**

Owner-occupied, with mortgage	43.1%
Owner-occupied, no mortgage	11.9%
Renter-occupied	42.7%

**Receipt of Food Stamps**

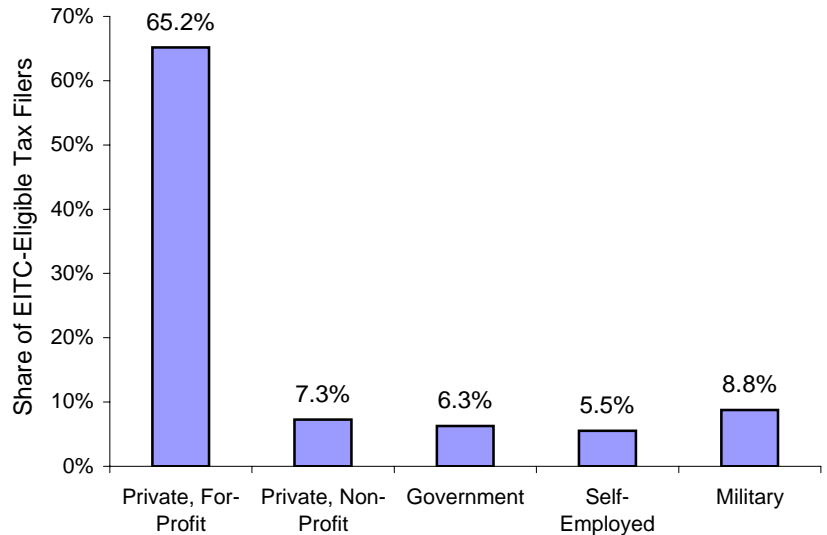
Share of tax filers in households that receive food stamps	29.0%
--	-------

**Language Spoken at Home**

English	93.7%
Spanish	2.7%
Other	3.6%

\* "Other" includes any language that is spoken by (a) less than 1% of taxpayers, or (b) less than 2,000 taxpayers in total.

**Sector of Work for Taxpayers**



\* Categories may not add to 100%. Remainder represents taxpayers who identified themselves as unemployed.

**Top Five Occupations**

Office Administration	13.0%
Sales	9.8%
Food Preparation	9.2%
Construction/Mining	8.1%
Transportation	8.1%

**Top Five Industries**

Healthcare	15.9%
Accommodation/Food Services	11.9%
Retail Trade	11.2%
Construction	8.8%
Manufacturing	8.6%