

# CHARACTERISTICS OF EITC-ELIGIBLE TAXPAYERS, 2007

METRO AREA:

## Lexington-Fayette, KY

The Metropolitan Policy Program at Brookings

### EITC-ELIGIBLE POPULATION

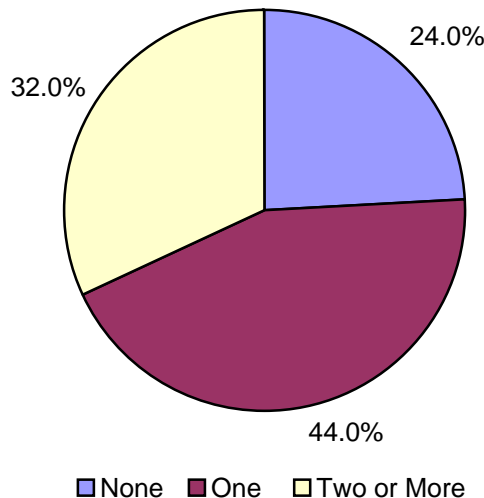
Total EITC-Eligible Tax Units	21,151	Total Population in EITC-Eligible Units	53,106
-------------------------------	--------	---	--------

### EITC-ELIGIBLE FILING UNIT CHARACTERISTICS

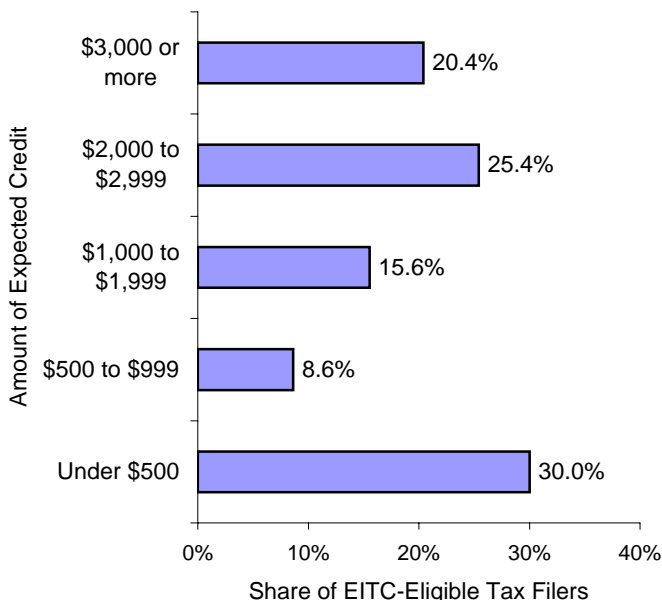
#### Filing Status

Married, Filing Jointly	19.4%
Head of Household	57.8%
Single	22.8%

#### Number of Qualifying Children



#### Size of Expected Earned Income Tax Credit

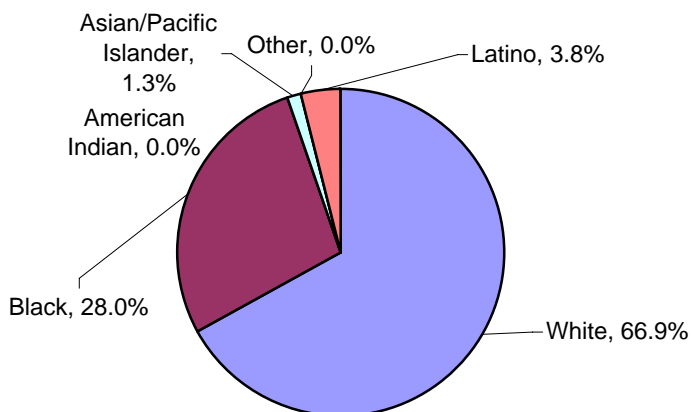


#### Adjusted Gross Income

\$1 to \$4,999	10.2%
\$5,000 to \$9,999	24.3%
\$10,000 to \$14,999	19.7%
\$15,000 to \$19,999	12.3%
\$20,000 to \$24,999	10.4%
\$25,000 to \$29,999	10.9%
\$30,000 to \$39,999	12.2%

### EITC-ELIGIBLE TAX FILER CHARACTERISTICS

#### Race and Ethnicity of Taxpayer

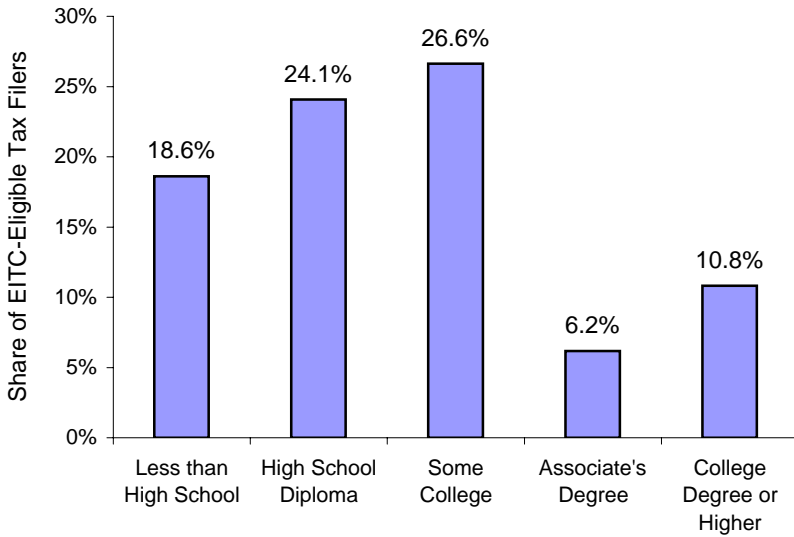


#### Age of Taxpayer

Under 25 years	13.7%
25 to 34 years	34.0%
35 to 44 years	23.9%
45 to 54 years	11.8%
55 years and over	16.6%

**EITC-ELIGIBLE TAX FILER CHARACTERISTICS (CONTINUED)**

**Highest Level of Education Attained by Taxpayer**



**Home Ownership**

Owner-occupied, with mortgage	24.9%
Owner-occupied, no mortgage	7.9%
Renter-occupied	63.6%

**Receipt of Food Stamps**

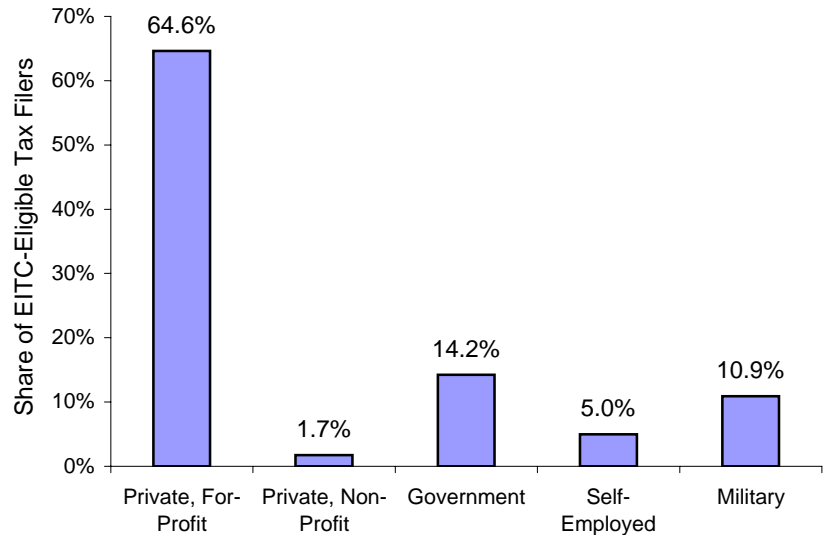
Share of tax filers in households that receive food stamps	26.9%
--	-------

**Language Spoken at Home**

English	89.9%
Other	10.1%

\* "Other" includes any language that is spoken by (a) less than 1% of taxpayers, or (b) less than 2,000 taxpayers in total.

**Sector of Work for Taxpayers**



\* Categories may not add to 100%. Remainder represents taxpayers who identified themselves as unemployed.

**Top Five Occupations**

Office Administration	18.4%
Sales	16.2%
Transportation	7.9%
Healthcare Support	6.9%
Construction/Mining	6.4%

**Top Five Industries**

Healthcare	19.2%
Retail Trade	18.9%
Accommodation/Food Services	9.8%
Manufacturing	7.3%
Construction	7.0%