

CHARACTERISTICS OF EITC-ELIGIBLE TAXPAYERS, 2007

METRO AREA:

Lancaster, PA

The Metropolitan Policy Program at Brookings

EITC-ELIGIBLE POPULATION

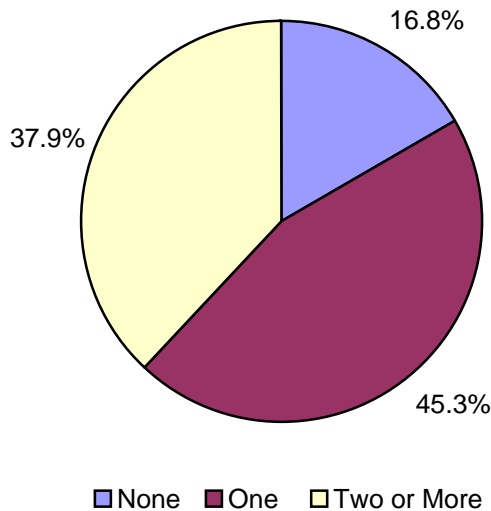
Total EITC-Eligible Tax Units	33,359	Total Population in EITC-Eligible Units	107,002
-------------------------------	--------	-----------------------------------------	---------

EITC-ELIGIBLE FILING UNIT CHARACTERISTICS

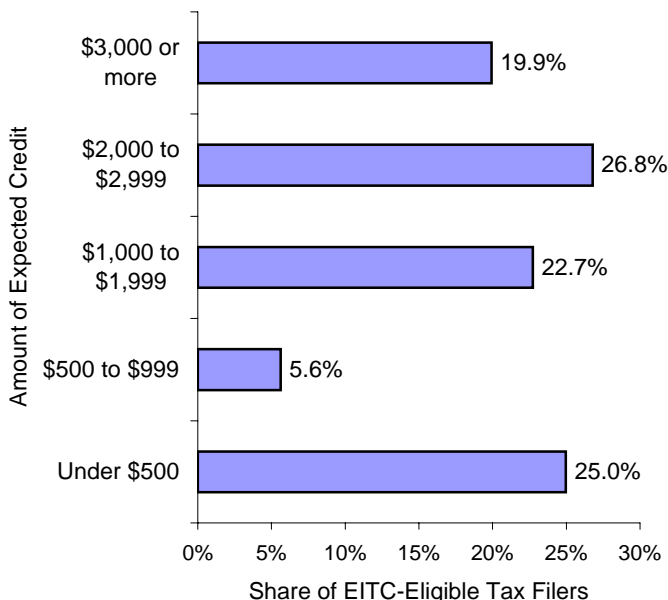
Filing Status

Married, Filing Jointly	24.5%
Head of Household	62.2%
Single	13.3%

Number of Qualifying Children



Size of Expected Earned Income Tax Credit

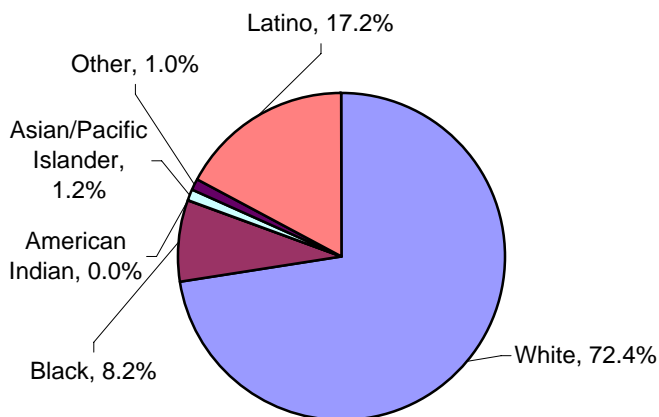


Adjusted Gross Income

\$1 to \$4,999	15.8%
\$5,000 to \$9,999	15.8%
\$10,000 to \$14,999	16.9%
\$15,000 to \$19,999	9.4%
\$20,000 to \$24,999	15.5%
\$25,000 to \$29,999	12.9%
\$30,000 to \$39,999	13.8%

EITC-ELIGIBLE TAX FILER CHARACTERISTICS

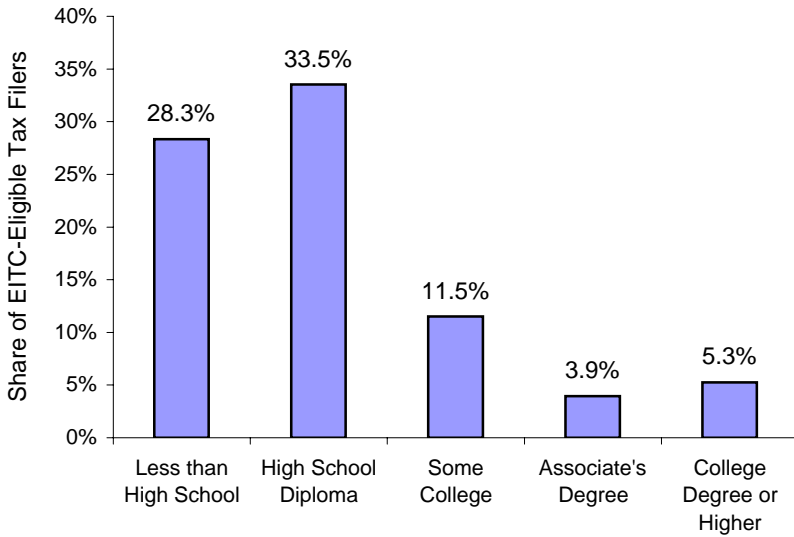
Race and Ethnicity of Taxpayer



Age of Taxpayer

Under 25 years	17.4%
25 to 34 years	25.3%
35 to 44 years	24.1%
45 to 54 years	17.2%
55 years and over	15.9%

Highest Level of Education Attained by Taxpayer



Home Ownership

Owner-occupied, with mortgage	36.7%
Owner-occupied, no mortgage	16.9%
Renter-occupied	44.9%

Receipt of Food Stamps

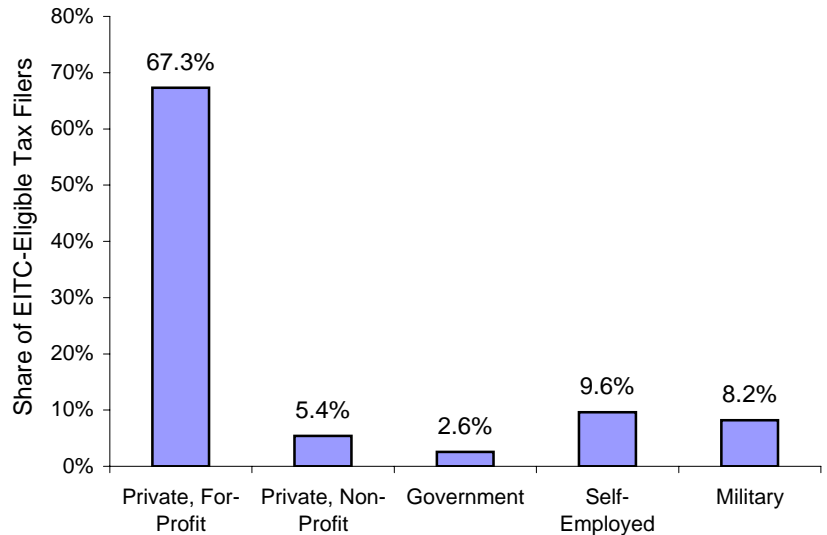
Share of tax filers in households that receive food stamps	20.8%
------------------------------------------------------------	-------

Language Spoken at Home

English	71.6%
Spanish	15.7%
Pennsylvania Dutch	7.5%
Other	5.2%

* "Other" includes any language that is spoken by (a) less than 1% of taxpayers, or (b) less than 2,000 taxpayers in total.

Sector of Work for Taxpayers



* Categories may not add to 100%. Remainder represents taxpayers who identified themselves as unemployed.

Top Five Occupations

Transportation	16.3%
Office Administration	15.1%
Production/Manufacturing	9.6%
Construction/Mining	7.7%
Sales	5.9%

Top Five Industries

Manufacturing	16.7%
Retail Trade	14.3%
Healthcare	12.6%
Construction	8.3%
Accommodation/Food Services	7.2%