

# CHARACTERISTICS OF EITC-ELIGIBLE TAXPAYERS, 2007

METRO AREA:

**Durham, NC**

The Metropolitan Policy Program at Brookings

## EITC-ELIGIBLE POPULATION

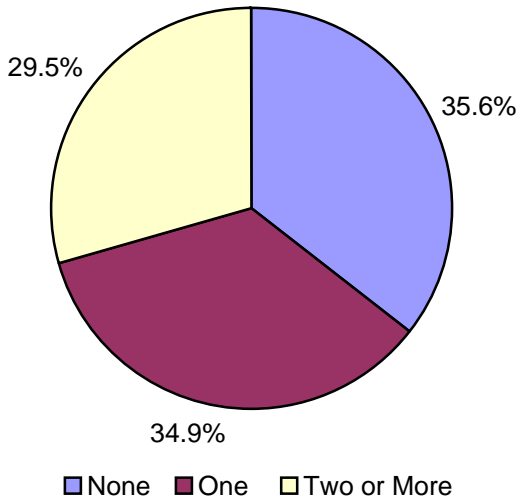
<b>Total EITC-Eligible Tax Units</b>	<b>33,435</b>	<b>Total Population in EITC-Eligible Units</b>	<b>82,024</b>
--------------------------------------	---------------	--	---------------

## EITC-ELIGIBLE FILING UNIT CHARACTERISTICS

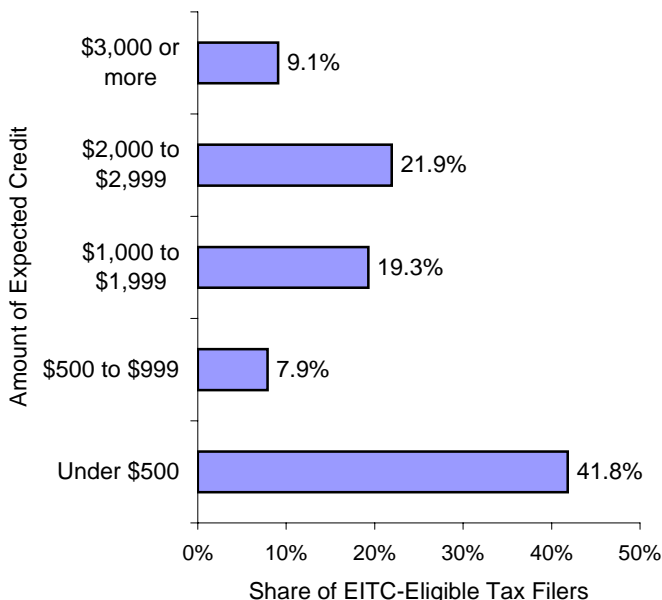
### Filing Status

Married, Filing Jointly	22.7%
Head of Household	45.9%
Single	31.4%

### Number of Qualifying Children



### Size of Expected Earned Income Tax Credit

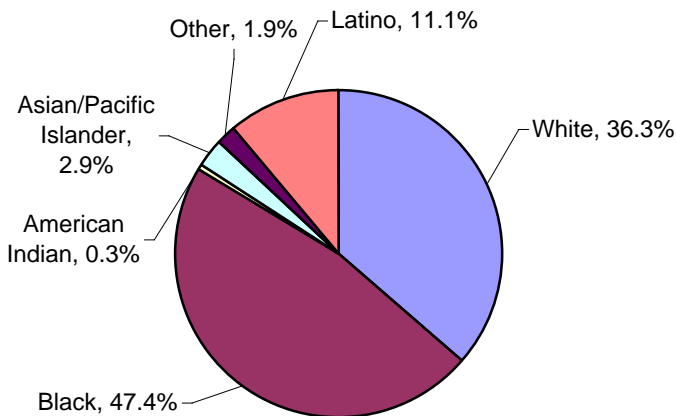


### Adjusted Gross Income

\$1 to \$4,999	27.9%
\$5,000 to \$9,999	12.7%
\$10,000 to \$14,999	15.2%
\$15,000 to \$19,999	7.6%
\$20,000 to \$24,999	8.4%
\$25,000 to \$29,999	13.9%
\$30,000 to \$39,999	14.4%

## EITC-ELIGIBLE TAX FILER CHARACTERISTICS

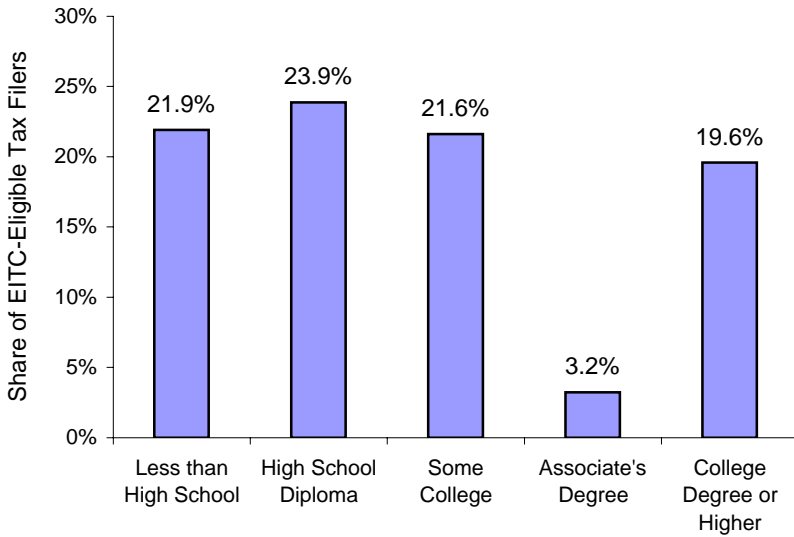
### Race and Ethnicity of Taxpayer



### Age of Taxpayer

Under 25 years	9.8%
25 to 34 years	31.8%
35 to 44 years	26.8%
45 to 54 years	16.4%
55 years and over	15.2%

**Highest Level of Education Attained by Taxpayer**



**Home Ownership**

Owner-occupied, with mortgage	30.0%
Owner-occupied, no mortgage	8.8%
Renter-occupied	55.6%

**Receipt of Food Stamps**

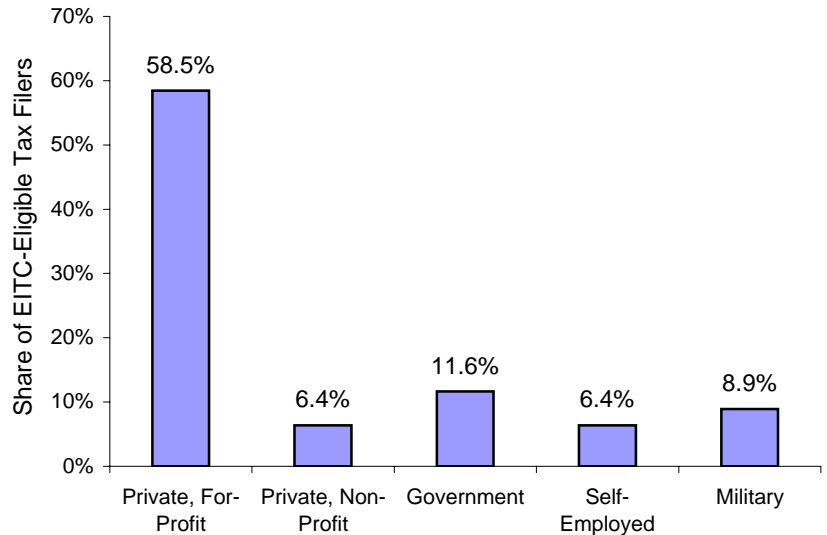
Share of tax filers in households that receive food stamps	20.5%
--	-------

**Language Spoken at Home**

English	85.4%
Spanish	10.6%
Other	4.0%

\* "Other" includes any language that is spoken by (a) less than 1% of taxpayers, or (b) less than 2,000 taxpayers in total.

**Sector of Work for Taxpayers**



\* Categories may not add to 100%. Remainder represents taxpayers who identified themselves as unemployed.

**Top Five Occupations**

Office Administration	15.1%
Sales	9.7%
Maintenance	8.6%
Construction/Mining	8.3%
Food Preparation	8.2%

**Top Five Industries**

Healthcare	14.4%
Retail Trade	10.5%
Accommodation/Food Services	10.2%
Manufacturing	9.8%
Construction	9.7%