

Iraq Index

Tracking Variables of Reconstruction & Security in Iraq

<http://www.brookings.edu/iraqindex>

February 2011

Foreign Policy at Brookings Tracks Security and Reconstruction in
Afghanistan, Iraq and Pakistan

Afghanistan Index » <http://www.brookings.edu/afghanistanindex>

Iraq Index » <http://www.brookings.edu/iraqindex>

Michael E. O'Hanlon
Ian Livingston

For more information please contact Ian Livingston at ilivingston@brookings.edu

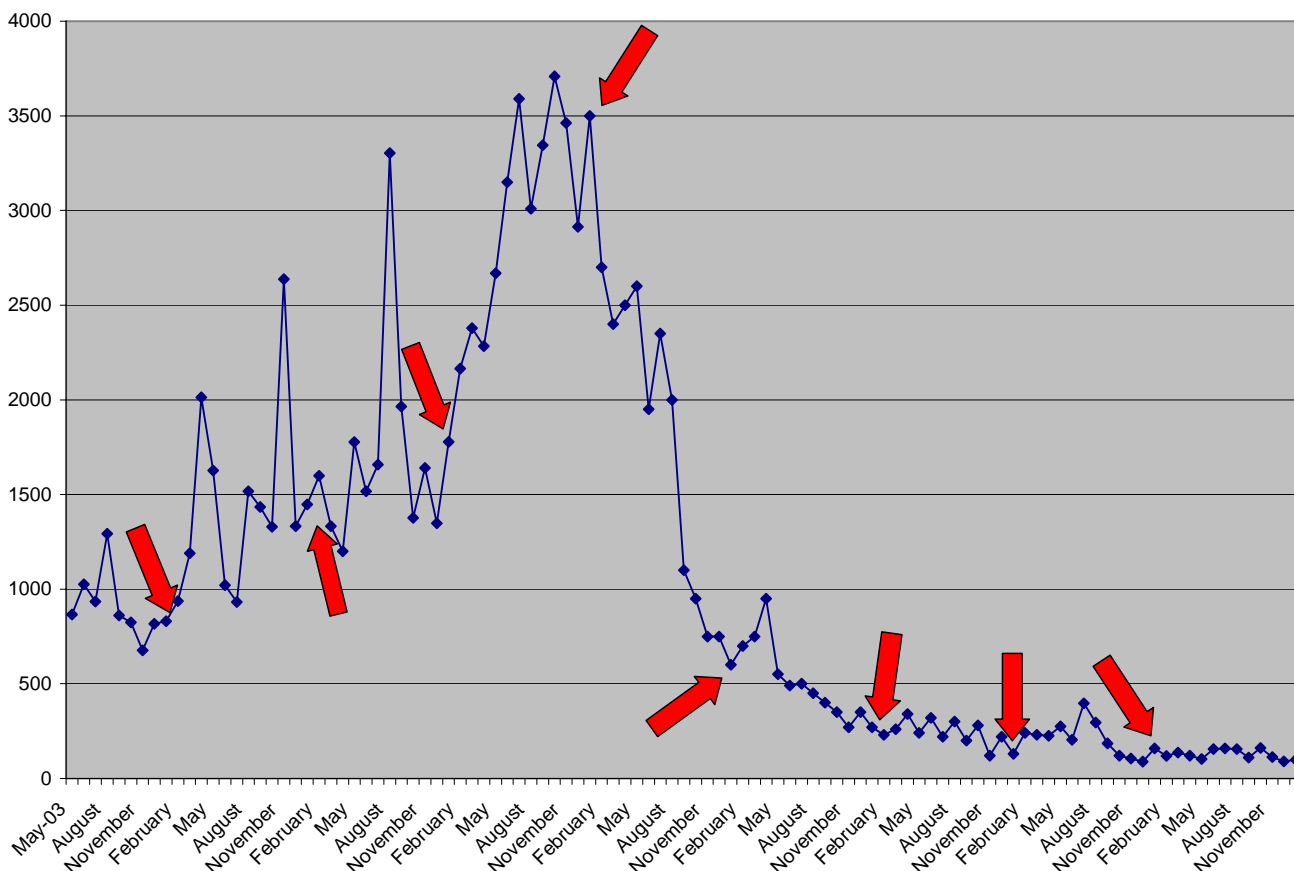
TABLE OF CONTENTS


Estimated Number of Iraqi Civilian Fatalities by Month, May 2003-Present.....3
Gross Domestic Product Estimates and Projections, 2002-2010.....4
Size of Iraqi Security Forces on Duty4
Iraqi Military & Police Killed Monthly.....4
Targeted Violence against Government of Iraq Officials.....5
Estimated Number of Al Qaeda Members in Iraq.....5
Journalists Killed in Iraq.....5
Number and Current Status of Sons of Iraq (SOI's) in Iraq.....5
Internally Displaced Persons in Iraq.....6
Number of Iraqi Asylum Applications by Country, 2006 thru 2010.....6
Iraq's Rank in Reporters Without Borders' Annual Index of Press Freedom, 2003-2012.....6
Iraq's Rank in Transparency International's Annual Corruption Perceptions Index (CPI).....6
Current Membership & Status of Iraqi Cabinet.....7
Fuel.....8
Monthly Oil Revenue from Exports, June 2003-Present.....9
Year-to-Date Comparison of Oil Revenue from Exports, 2003-2011.....9
Electricity.....10

NOTE ON THE METHODOLOGY OF THE IRAQ INDEX:

Although the footnotes to the Iraq Index document our sources in detail, it is worth noting here a few broad points. The majority of our information comes from the U.S. Government, though we must often analyze it and process it further to show trends over the full period since Saddam Hussein fell in 2003. Some information comes from foreign journalists on the ground and from nongovernmental organizations; a very modest amount to date comes from Iraqi sources. Most tables and charts are straightforward representations of data as we obtain it from the above primary sources, with only modest further analysis and processing required. However, a few graphics, such as those on crime and unemployment rates, require more methodological work (and more assumptions) on our part—and are as a result also perhaps somewhat less precise than most of the tables and charts.

ESTIMATED NUMBER OF IRAQI CIVILIAN FATALITIES BY MONTH, MAY 2003-PRESENT¹



 Signifies the start of a new calendar year

NOTE ON THIS GRAPH: See subset graphs on following page for exact monthly figures and explanations regarding sources and methodologies for various time periods.

Total Estimated Iraqi Civilian Fatalities, by Year

2003	2004	2005	2006	2007	2008	2009	2010	2011	2012*
7,300	16,800	20,200	34,500	23,600	6,400	3,000	2,500	1,578	99

*2012 totals are through January. Beginning May 2010, we are compiling information regarding civilian fatalities from Iraqi government figures. In July 2010, the U.S. military released figures much lower than the Iraqi government, but many months over the 18 months prior were similar using both reporting methods.

GDP ESTIMATES AND PROJECTIONS, 2002-2012²

	2002	2003	2004	2005	2006	2007	2008	2009	2010	2011e	2012e
Nominal GDP (in USD billion)	20.5	13.6	25.8	31.4	45.1	57.0	86.6	65.2	82.2	108.4	128.1
Of which non-oil GDP (%)	32.0	32.0	30.4	30.6	33.1	*	*	*	*	*	*
Per Capita GDP (USD)	802	518	951	1,124	1,568	1,926	2,845	2,087	2,564	3,301	3,808
Real GDP (% change)	-7.8	-41.4	46.5	3.7	5.9	4.1	9.5	4.2	0.8	9.6	12.6
Consumer Price Inflation (annual %)	19.0	34.0	32.0	32.0	50.0	30.1	2.7	-2.8	5.1	5.0	5.0

(e): IMF Estimates, (p): projections, *: Not Available

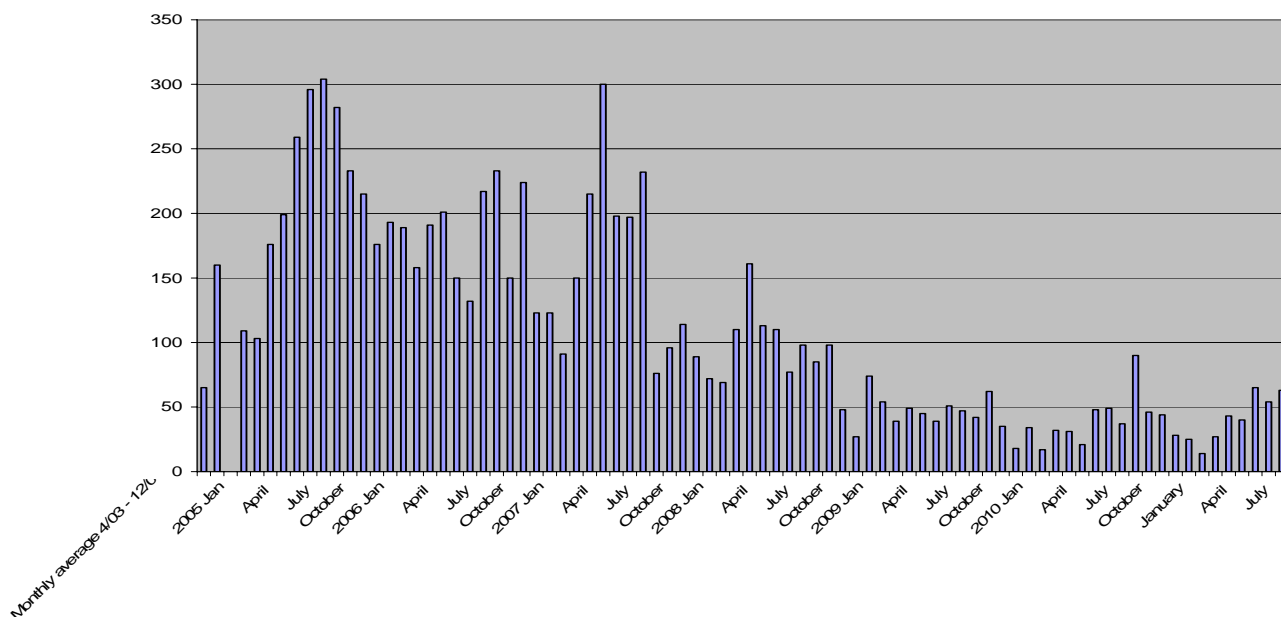
NOTE ON TABLE: 2007 and 2008 Real GDP Growth projections are provided by the authors and disagree with the figures released by the IMF and World Bank of 14.4% and 12.9% growth, respectively.

SIZE OF IRAQI SECURITY FORCES ON DUTY³

Year	Total Iraqi Security Forces
2003	99,600
2004	118,009
2005	223,700
2006	323,000
2007	439,678
2008	589,054
2009	664,000
2010	666,500
2011	670,000

NOTE ON CHART: Numbers are year end or as close to year end as possible.

IRAQI MILITARY & POLICE KILLED MONTHLY⁴



Total June 2003 through July 2011: 10,125

1,300 Iraqi military and police were killed between June 2003 and January 4, 2005 according to Iraqi Minister of Interior Falah Hasan Al-Naqib. Totals by year, since January 2005 as follows: 2005, 2,545; 2006, 2,091; 2007, 1,830; 2008, 1,070; 2009, 515; 2010, 468.

TARGETED VIOLENCE AGAINST GOVERNMENT OF IRAQ OFFICIALS⁵

Year	Attacks per mo.	Attacks with deaths
2011	~10	~2 out of 3

ESTIMATED NUMBER OF AL QAEDA MEMBERS IN IRAQ⁶

Year	Number
June 2011	1,000
November 2011	800-1,000

NOTE ON CHART: Of these numbers, 200 were classified as “hard core” fighters as of a July 2010 report released by the U.S. military.

JOURNALISTS KILLED IN IRAQ⁷

2003	14
2004	24
2005	23
2006	32
2007	32
2008	11
2009	4
2010	5
2011	5
Total	150

NUMBER AND CURRENT STATUS OF SONS OF IRAQ (SOI) IN IRAQ⁸

BROAD FIGURES

Number of SOI...	Sep '09	Dec '10	Nov '11
Remaining in Program	83,575	54,179	50,000
Percentage Transitioned	N/A	42%	N/A
# to Iraqi Security Forces	4,565	8,748	N/A
# to Non-Security Employment	7,310	30,476	N/A

AS OF: NOVEMBER 2011

NOTE ON CHART: The majority of the estimated 25,000 volunteers that formed the Awakening Movement in Anbar province are NOT included in the above U.S. figures. The phrase “Sons of Iraq”, refers to Iraqi civilians who have volunteered to ally with U.S. forces in providing security against insurgents and militias at the local level. Thus far the Iraqi central government has been reluctant to integrate SOI's into official security forces. As a result, the U.S. military is launching a new civilian job corps to transition some SOI's from security to civil projects. In 2010 reporting, breakdown was by ISF and Ministry positions.

INTERNALLY DISPLACED PERSONS IN IRAQ⁹

Since April 2003

2003	400,000
2004	800,000
2005	1,200,000
2006	2,000,000
2007	2,740,000
2008	2,770,000
2009	2,764,000
2010*	2,700,000

*As of March

NOTE: Numbers are cumulative, but DO NOT include those displaced prior to March 2003 (approximately 1 million). **NUMBER OF**

IRAQI ASYLUM APPLICATIONS BY COUNTRY, 2006 THRU 2010¹⁰

YEAR	2006	2007	2008	2009	2010
TOTAL	22,761	45,514	39,600	24,319	20,100

NOTE ON THIS CHART: Additional applications by country of 1-4 individuals may be missed by these numbers.

IRAQ'S RANK IN REPORTERS WITHOUT BORDERS' ANNUAL INDEX OF PRESS FREEDOM, 2003-2012¹¹

YEAR	SCORE	RANK	NUMBER OF COUNTRIES SURVEYED
2011-12	75.3	152	178
2010	45.6	130	178
2009	53.3	145	175
2008	59.4	158	173
2007	67.8	157	169
2006	66.8	154	168
2005	67.0	157	167
2004	58.5	148	167
2003	37.5	124 (T)	166

NOTE ON INDEX OF PRESS FREEDOM TABLE: The ratings are based on a questionnaire with 50 criteria for assessing the state of press freedom in each country. It includes every kind of violation directly affecting journalists (such as murders, imprisonment, physical attacks and threats) and news media (censorship, confiscation issues, searches and harassment). In addition to taking into account abuses attributable to the state, those carried out by armed militias, clandestine organizations or pressure groups are also considered.

The lower the score attained, the higher the degree of press freedom in that respective country. Although there is no specific information given regarding how the overall score was compiled, the top-rated countries for 2007 received an overall score of 0.75, with the median receiving a score of 25.3. The overall average score for the Index was 31.5.

IRAQ'S RANK IN TRANSPARENCY INTERNATIONAL'S ANNUAL CORRUPTION PERCEPTIONS INDEX (CPI)¹²

YEAR	RANK	NUMBER OF COUNTRIES SURVEYED
2011	175	183
2010	175	178
2009	176	180
2008	178 (T)	180
2007	178	180
2006	160 (T)	163
2005	137 (T)	159
2004	129 (T)	146
2003	113 (T)	133

(T): Indicates years Iraq's score tied with one or more other country.

NOTE ON THIS CHART: The CPI is a composite index that draws on 14 expert opinion surveys. It scores countries on a scale from zero to ten, with zero indicating high levels of perceived corruption and ten indicating low levels of perceived corruption. Due to a lack of reliable data, Iraq was not included in the CPI survey for the years 2001 and 2002.

IRAQ NATIONAL UNITY GOVERNMENT CURRENT MEMBERSHIP & STATUS OF CABINET¹³

	NAME	TITLE/MINISTRY	SECTARIAN GROUP	POLITICAL AFFILIATION
LEADERSHIP	Nuri al-Maliki	Prime Minister	Shiite	State of Law Coalition
	Salih al-Mutlak	Deputy Prime Minister	Sunni	Al Iraqiyah
	Hussein al-Shahristany	Deputy Prime Minister	Shiite	State of Law / Independent
	Ros Nuri Shawis	Deputy Prime Minister	Sunni	Kurdistan Alliance
	Jalal Talibani	President	Kurd	Democratic Patriotic Alliance of Kurdistan
	Khudair al-Khuzaii	Vice President	Shiite	State of Law Coalition
	Tariq al-Hashemi	Vice President	Sunni	Al Iraqiyah
	Adel Abd al-Mahdi	Vice President	Shiite	National Iraqi Alliance
	Usama al-Nujaifi	CoR Speaker	--	Al Iraqiyah
	Qusay al-Suheil	First Deputy CoR Speaker	--	National Iraqi Alliance
	Arif Tayfour	Second Deputy CoR Speaker	--	Kurdistan Alliance
	Ali Yousif Abd al-Nabi	Planning	--	National Iraqi Alliance
	Sadum al-Dulaymi	Culture	TBD	Other
	Ali al-Adeib	Higher Education	Shiite	State of Law / Dawa
	Ebtihal al-Zaidi	Minister of State for Women's Affairs	--	State of Law Coalition
	Ali Abdullah al-Sajri	Minister of State for Foreign Affairs	--	Other
	Khairallah Hassan Babikir	Trade	--	Kurdistan Alliance
	Muhammad Tamim	Education	Arab	Al Iraqiyah
	TBD (Maliki acting)	Minister of State for National Security	TBD	TBD
	Abdulkareem al-Loaybi	Oil	Shiite	National Iraqi Alliance
	Majeed Mohammed Ameen	Health	Sunni Kurd	Kurdistan Alliance
	Ezz al Deen al-Dawla	Agriculture	--	Shiite
	Liwa'a Smisim	Tourism & Antiquities	Shiite	National Iraqi Alliance / Sadrist
	Turhan Mudhir al-Mufti	Provincial Affairs	TBD	Other
	Hadi al-Amiry	Transportation	Shiite	National Iraqi Alliance / Badir Org.
	Dakheel Qasim Hassoum	Civil Society	--	Kurdistan Alliance
	Hassan al-Shimary	Justice	Shiite	National Iraqi Alliance / Fadilah
	Nassar al-Rubaiy	Labor & Social Affairs	Shiite	National Iraqi Alliance / Sadrist
	Adil Mhoudir Rathi Mahoud al-Maliki	Municipalities & Public Works	--	National Iraqi Alliance
	Rafi al-Esawi	Finance	Sunni	Al Iraqiyah
	Amir al-Khozai	Minister of State for National Dialogue	Shiite	National Iraqi Alliance
	Muhammad Alawi	Communications	Shiite	Al Iraqiyah
	TBD (Maliki acting)	Defense	TBD	TBD
Abdulkareem al-Samariy	Science & Technology	Sunni	Al Iraqiyah	
Muhammad Shiaa	Human Rights	Shiite	State of Law Coalition	
TBD (Maliki acting)	Interior	TBD	TBD	
Ra'ad Shallal al-Ani	Electricity	Sunni	Al Iraqiyah	
Muhanad Salaman al-Sa'adi	Water Resources	Sunni	Al Iraqiyah	
Sarkon Sarkon Slioh	Environment	Christian	Other	
Muhammed Salih al-Daraji	Housing & Construction	Shiite	National Iraqi Alliance	
Ahmed Nasir al-Karbouly	Industry	Sunni	Al Iraqiyah	
Hoshyar Mahmud Zebari	Foreign Affairs	Kurd	Kurdistan Alliance	
Dindar Najman	Displacement & Migration	Sunni Kurd	Kurdistan Alliance	
Jasim Muhammad Jafar	Youth & Sports	Shiite	National Iraqi Alliance	

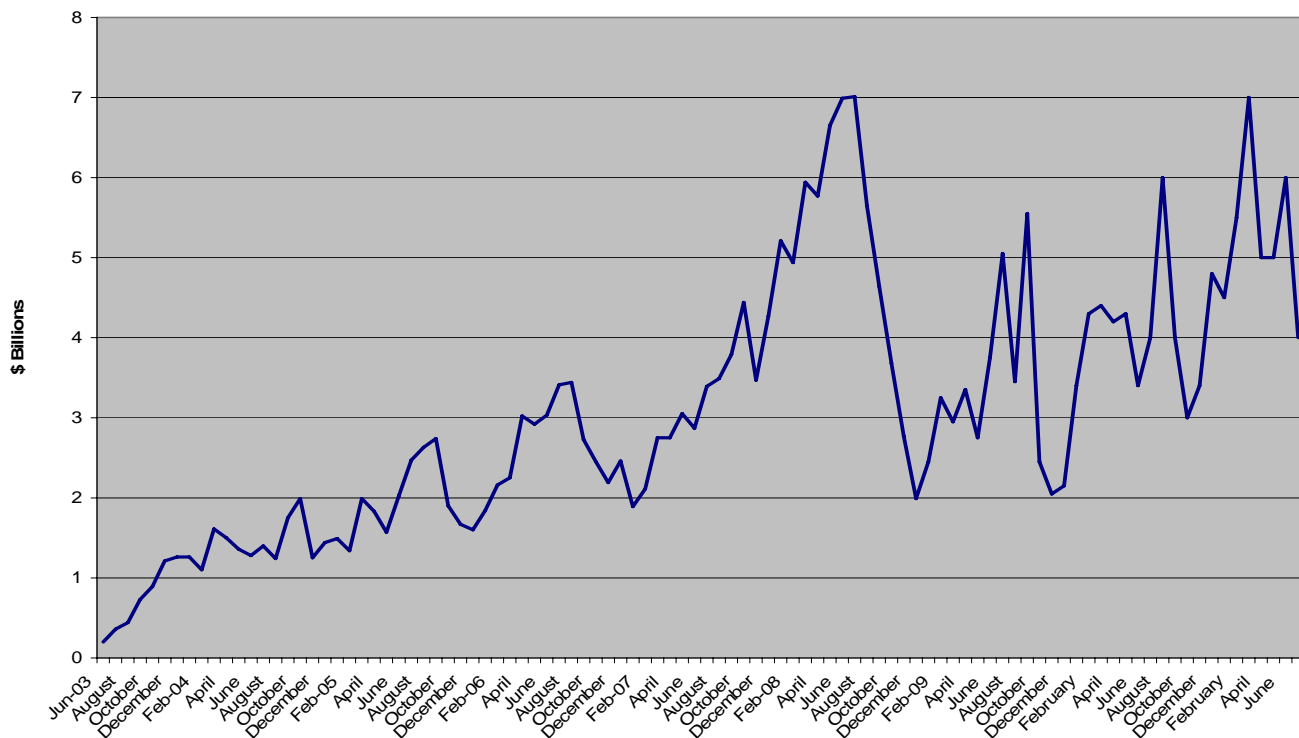
AS OF: May 2011

FUEL¹⁴

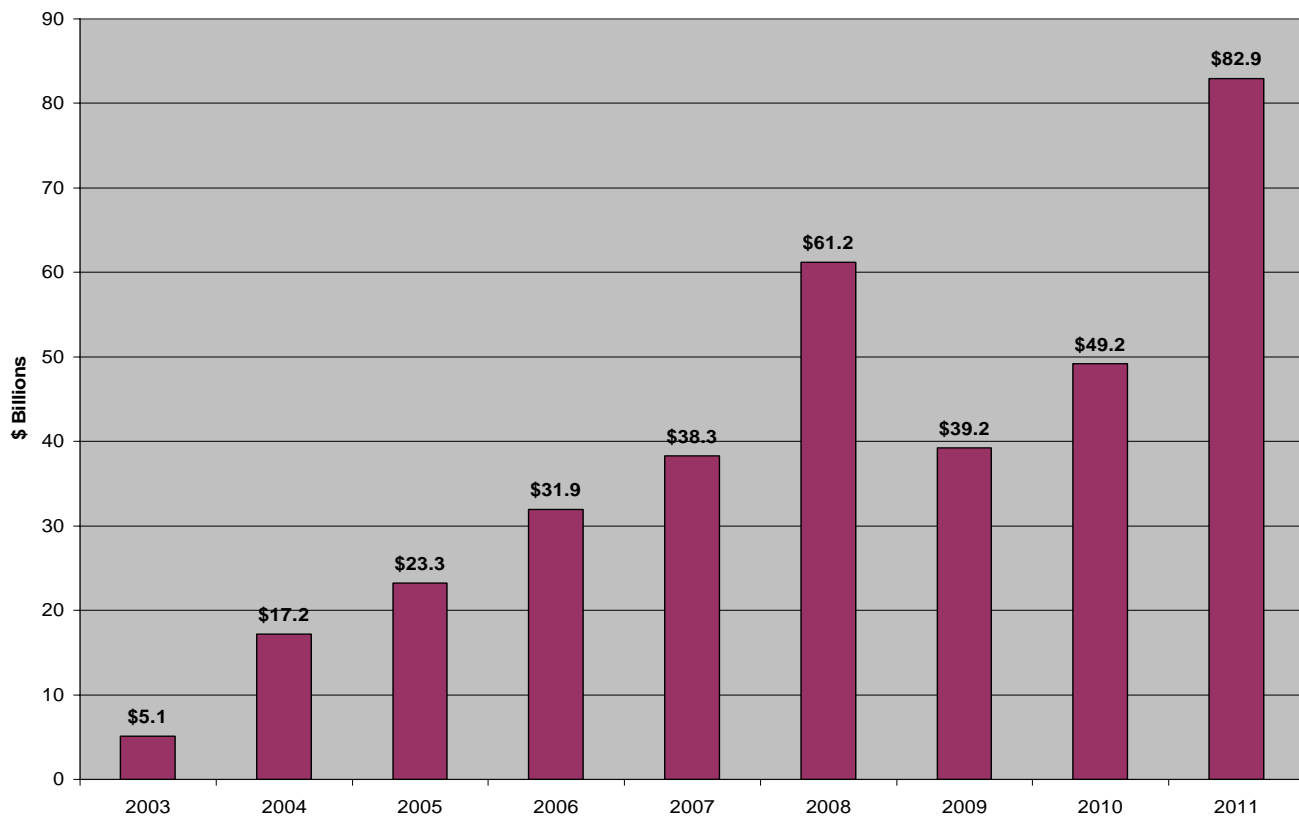
Time	Fuel supplies available				
	Millions of barrels/day		Time	Millions of barrels/day	
	Crude oil production	Crude oil export		Crude oil production	Crude oil export
Estimated prewar level	2.5	1.7-2.5	July	2.07	1.71
May 2003	0.3	0	August	1.91	1.69
June	0.675	0.2	September	2.30	1.90
July	0.925	0.322	October	2.34	1.91
August	1.445	0.646	November	2.38	1.88
September	1.7225	0.983	December	2.42	1.93
October	2.055	1.149	January 2008	2.24	1.93
November	2.1	1.524	February	2.39	1.93
December	2.30	1.541	March	2.38	1.93
January 2004	2440	1.537	April	2.40	1.88
February	2.276	1.382	May	2.50	1.96
March	2.435	1.825	June	2.52	1.96
April	2.384	1.804	July	2.54	1.85
May	1.887	1.380	August	2.50	1.70
June	2.295	1.148	September	2.37	1.65
July	2.2	1.406	October	2.37	1.69
August	2.112	1.114	November	2.40	1.88
September	2.514	1.703	December	2.35	1.73
October	2.46	1.542	January 2009	2.15	1.89
November	1.95	1.320	February	2.32	1.69
December	2.16	1.520	March	2.38	1.93
January 2005	2.10	1.367	April	2.37	1.82
February	2.10	1.431	May	2.41	1.90
March	2.09	1.394	June	2.43	1.91
April	2.14	1.398	July	2.48	2.03
May	2.1	1.308	August	2.48	2.00
June	2.17	1.377	September	2.50	1.95
July	2.17	1.550	October	2.50	1.89
August	2.16	1.504	November	2.37	1.92
September¹⁵	2.11	1.60	December	2.40	1.91
October	1.91	1.239	January 2010	2.46	1.92
November	1.98	1.168	February	2.44	2.05
December	1.92	1.071	March	2.25	1.84
January 2006	1.73	1.05	April	2.38	1.74
February	1.83	1.47	May	2.35	1.88
March	2.10	1.32	June	2.41	1.86
April	2.14	1.60	July	2.30	1.82
May	2.13	1.51	August	2.32	1.82
June	2.30	1.67	September	2.35	2.00
July	2.22	1.68	October	2.35	1.89
August	2.24	1.68	November	2.35	1.92
September	2.34	1.65	December	2.50	2.04
October	2.26	1.55	January 2011	2.63	2.16
November	2.10	1.44	February	2.52	2.20
December¹⁶	2.15	1.45	March	2.48	2.16
January 2007	1.66	1.30	April	2.52	2.13
February	2.08	1.50	May	2.55	2.03
March	2.08	1.58	June	2.56	2.19
April	2.14	1.50	July	2.37	1.82
May	2.03	1.64			
June	2.00	1.47			

NOTE ON FUEL TABLE: Above data as of September 2011. The ratio of Iraq price to international price is 4.0 for LPG, 3.0 for regular and 6.9 for premium gasoline, 0.7 for kerosene and 1.5 for diesel.¹⁷ Kerosene imports began 5 October, 2003. All previous months cover only production.

MONTHLY OIL REVENUE FROM EXPORTS, JUNE 2003-PRESENT¹⁸



YEAR-TO-DATE COMPARISON OF OIL REVENUE FROM EXPORTS, 2003-2011¹⁹



THRU: YEAR END

NOTE: Data for oil revenue collected by the post-Saddam Iraqi government begins in June 2003. Figures depict the total amount of revenue collected for each respective year thru the most current month in 2011.

ELECTRICITY²⁰

Time	Average amount of electricity generated (Megawatts)		Average hours of electricity/day		Average of mega watt hours (MWH)
	Nation-wide	Baghdad	Nationwide	Baghdad	
Est. prewar level	3,958	2,500	4-8	16-24	95,000
May 2003	500	300	4-8	4-8	N/A
Jun-Dec Average*	3,456	1,075	N/A	N/A	73,687
Jan-Jun 2004 Avg*	3,990	1,154	N/A	N/A	84,416
Jul-Dec Avg*	4,070	1,260	12.4	14.3	95,730
January 2005	3,289	985	9	9.0	78,925
February	3,611	1,180	8.5	10.3	86,675
March	3,627	994	11.8	11.0	87,051
April	3,390	854	9	11.5	81,350
May	3,712	N/A	8.4	9.5	89,088
June	4,153	N/A	9.4	10.4	102,525
July	4,446	N/A	12.6	10.9	106,713
August	4,049	N/A	12.0	8.4	97,165
September	4,159	N/A	13.5	10.4	101,916
October	3,685	N/A	14.3	8.9	88,442
November*	3,742	N/A	13.3	8.8	89,800
December**	3,800	N/A	12.0	6.1	91,400
January 2006	3,640	N/A	9.8	4.0	87,400
February	3,700	N/A	10.3	5.9	88,600
March	4,000	N/A	13.1	7.8	96,300
April	3,700	N/A	10.9	4.5	88,500
May	3,900	N/A	9.9	3.9	92,700
June	4,400	N/A	11.9	8.0	106,100
July	4,400	N/A	11.4	7.0	106,700
August	4,430	N/A	10.9	6.2	106,400
September	4,000	N/A	10.8	5.3	95,600
October	4,000	N/A	12.3	6.7	96,600
November	3,700	N/A	10.9	6.9	88,000
December	3,500	N/A	9.2	6.7	85,968
January 2007	3,590	N/A	8.0	4.4	86,100
February	3,600	N/A	9.3	6.0	86,500
March	3,600	N/A	10.9	6.0	86,400
April	3,830	N/A	11.7	5.8	91,930
May	3,720	N/A	10.1	5.6	89,245
June	4,200	N/A	10.6	5.9	100,728
July	4,220	N/A	10.4	5.9	101,270
August	4,380	N/A	10.2	6.3	105,050
September	4,860	N/A	11.8	7.4	116,560
October	4,725	N/A	12.9	9.0	113,390
November	4,140	N/A	12.3	9.0	99,400
December	4,270	N/A	11.6	8.9	102,415
January 2008	4,030	N/A	8.7	7.0	96,660
February	3,950	N/A	9.7	7.5	94,750
March	4,220	N/A	N/A	N/A	101,270
April	4,030	N/A	N/A	N/A	96,680
May	4,130	N/A	9.8	7.2	99,055
June	4,470	N/A	10.9	9.7	107,290
July	4,690	N/A	11.3	10.5	112,580
August	4,850	N/A	10.8	10.5	116,335
September	4,805	N/A	11.4	11.8	115,290
October	4,680	N/A	13.4	13.6	112,225
November	5,080	N/A	14.7	16.6	121,890
December	5,155	N/A	14.1	14.3	123,670
January 2009	6,055	N/A	13.4	13.8	145,350
February	5,345	N/A	14.5	15.1	128,260
March	5,275	N/A	16.0	17.4	126,615
April	5,055	N/A	N/A	N/A	121,350
May	6,020	N/A	N/A	N/A	144,400
June	5,365	N/A	N/A	N/A	128,710
July	5,940	N/A	N/A	N/A	142,555
August	6,515	N/A	N/A	N/A	156,350
September	6,440	N/A	15.2	15.6	154,490
October	5,890	N/A	N/A	N/A	141,400
November	5,710	N/A	N/A	N/A	137,080
December	5,905	N/A	N/A	N/A	141,725
January 2010	6,800	N/A	N/A	N/A	163,230
February	6,090	N/A	15.0	15.5	146,215
March	6,280	N/A	18.4	19.5	150,670
April	5,250	N/A	N/A	N/A	126,100
May	5,580	N/A	N/A	N/A	133,960
June	6,205	N/A	N/A	N/A	148,960
July	5,880	N/A	N/A	N/A	141,130
August	6,450	N/A	N/A	N/A	154,790
September	6,650	N/A	N/A	N/A	159,600
October	6,330	N/A	N/A	N/A	151,850
November	6,320	N/A	N/A	N/A	151,700
December	6,100	N/A	N/A	N/A	146,500
January 2011	6,575	N/A	N/A	N/A	157,800
February	6,640	N/A	N/A	N/A	159,300
March	6,230	N/A	N/A	N/A	149,460
April	5,990	N/A	N/A	N/A	143,755
May	6,360	N/A	N/A	N/A	152,590
June	6,580	N/A	N/A	N/A	157,900
July	6,990	N/A	N/A	N/A	167,800

AS OF: September 2011. NOTE ON ELECTRICITY TABLE: As of 2011, the available supply of electricity averaged about 56% of demand. Total generation capacity, including Kurdistan, is roughly 16,500 MW with production averaging 5,784 the first quarter of 2011. *See Iraq Index versions prior to July 2010 for monthly breakdowns.

¹ Information for May 2003-December 2005 is based upon data from Iraq Body Count. The data for war-related fatalities was calculated at 1.75 times our IBC-based numbers, reflecting the fact that estimates for civilian casualties from the Iraqi Ministry of the Interior were 75 percent higher than those of our Iraq Body Count-based estimate over the aggregate May 2003 – December 2005 period. During this time, we separately studied the crime rate in Iraq, and on that basis estimated 23,000 murders throughout the country. In order to add these back in to our estimate, we used estimated monthly murder rates for Baghdad as a guide in proportionally allocating these 23,000 additional fatalities. CENTCOM, Unclassified briefing slides (monthly through April 2010). "Iraqi civilian toll in May highest this year", *Agence France Presse*, June 1, 2010. "Iraq death toll falls sharply in June: ministries", *Agence France Presse*, June 30, 2010. "426 killed in Iraq as US ended combat mission", *Agence France Presse*, September 1, 2010. "Iraq sees lowest monthly toll from violence since January", *Agence France Presse*, October 1, 2010. Muhanad Mohammed, "Iraq war victims down in October, despite Church siege", *Reuters*, November 1, 2010. Aseel Kami, "Civilian deaths decline in Iraq for third month", *Reuters*, December 1, 2010. "Iraqi civilian deaths down in 2010", *Reuters*, January 1, 2011. "Iraq Casualties Rise in January", *Radio Free Europe / Radio Liberty*, February 1, 2011. "Iraq has fewer violent deaths in February", *Reuters*, March 1, 2011. "Number of violent deaths rises in Iraq in March", *Reuters*, April 1, 2011. "Iraqi violent deaths, but injuries drop in April", *Reuters*, May 1, 2011. "Iraq civilian deaths lowest this year in May", *Reuters*, June 1, 2011. Aseel Kami, "Iraq civilian deaths in July match highs for 2011", *Reuters*, August 1, 2011. Jim Loney, "Iraq toll still high a year after U.S. combat halt", *Reuters*, September 1, 2011. Aseel Kami, "Iraq civilian deaths in Sept second lowest this year", *Reuters*, October 2, 2011. "Iraq civilian deaths rise in January-govt figures", *Reuters*, February 1, 2012.

² Measuring Stability and Security in Iraq October 2005, Report to Congress In Accordance with Conference Report 109-72, Emergency Supplemental Appropriations Act, 2005, page 11. Information from World Bank and IMF. Measuring Stability and Security in Iraq November 2006, Report to Congress In Accordance with Conference Report 109-72, Emergency Supplemental Appropriations Act, 2005, page 12. Measuring Stability and Security in Iraq March 2007, Report to Congress In Accordance with Conference Report 109-72, Emergency Supplemental Appropriations Act, 2005, page 9. UN Economic and Social Commission for Western Asia, "Estimates and Forecasts for GDP Growth in the ESCWA Region, 2007-2008", p. 21. Accessed at: <http://www.escwa.un.org/information/publications/edit/upload/ead-08-tm1.pdf>. International Monetary Fund, "World Economic Outlook Database 2010," October 2010. Accessed at: <http://www.imf.org/external/pubs/ft/weo/2010/02/weodata/index.aspx> (and subsequent updates)

³ Iraq Weekly Status Report, *Department of State*. Accessed at: <http://www.state.gov/p/nea/rls/rpt/iraqstatus/>. From February 2005 to the present, our source differentiates between the terminology "trained and equipped" for police, in which unauthorized absences personnel are included, and "operational" for the National Guard and Armed Forces, in which unauthorized absences personnel are not included. As many as 5,000 recruits from Sunni areas have joined the Iraqi Armed Forces in the past several months. *National Strategy for Victory in Iraq*, National Security Council, November 2005, page 21. Units at level three are fighting alongside Coalition units. Level two units are "in the lead" – this level is the critical achievement that marks the point at which a unit can take over its own battle space. Units at level two can control their own areas of responsibility and, therefore, allow Coalition units to focus elsewhere. Measuring Stability and Security in Iraq July 2009, Report to Congress in Accordance with the Department of Defense Appropriations Act 2006 (Section 9010), p. 37. Measuring Stability and Security in Iraq September 2009, Report to Congress in Accordance with the Department of Defense Appropriations Act 2008 (Section 9204), p. 40. Ian Livingston, Heather Messera and Michael O'Hanlon, "States of Conflict: An Update", *The New York Times*, April 10, 2011.

⁴ Monthly figures from January 2005 and onwards from Iraq Coalition Casualty Count, (<http://www.icasualties.org/Iraq/IraqiDeaths.aspx>).

⁵ Special Inspector General for Iraq Reconstruction, Quarterly Report to the United States Congress, April 30, 2011, p. 84.

⁶ David Kenner, "Panetta: 1,000 al Qaeda terrorists still in Iraq", *Foreign Policy's The Cable*, June 9, 2011.

⁷ Rick Jervis, Peter Johnson and Jim Drinkard, "Iraq Bombing Highlights Dangers Journalists Face," USA Today, January 30, 2006 and Committee to Protect Journalists, <http://www.cpj.org>. "4 British soldiers and a Kuwaiti interpreter killed in an ambush in southern Iraq, military says", *Associated Press Worldstream*, April 5, 2007. Paul Schemm, "Nine coalition troops and 59 Iraqis killed", *Agence France Presse*, May 6, 2007. Hamid Ahmed, "3 iraqi Journalists Killed in Drive-by Shooting in Northern Iraq", *Associated Press*, May 9, 2007. Ravi Nessman, "Two Iraqi Journalists working for ABC News killed in ambush, ABC says", *Associated Press Worldstream*, May 18, 2007.

⁸ Cara Buckley, "U.S. Military Plans To Bolster Iraqi Sentry Forces By 10,000", *New York Times*, November 29, 2007. Amit R. Paley and Karen De Young, "Iraq's Quality of Life Marked by Slow Gains, Many Setbacks", *Washington Post*, November 30, 2007. Jim Michaels, "In Baghdad, Hope That Sects Will Continue to 'Play Nice'", *USA Today*, December 6, 2007. Karen De Young and Amit R. Paley, "U.S. Plans to Form Job Corps for Iraqi Security Volunteers", *Washington Post*, December 7, 2007. Rear Admiral Gregory Smith, Press Conference from Iraq, December 9, 2007. Accessed at: http://www.mnf-iraq.com/index.php?option=com_content&task=view&id=15703&Itemid=131 Special Inspector General for Iraq Reconstruction, *Quarterly Report and Semiannual Report*, April 30, 2008, p. 107. Amit R. Paley, "U.S. Enlists and Arms Patrols in Sadr City", *Washington Post*, June 12, 2008. Special Inspector General for Iraq Reconstruction, *Quarterly Report and Semiannual Report*, July 30, 2008, page 94. Accessed at: <http://www.sigir.mil/reports/quarterlyreports/default.aspx>

Hamza Hendawi, Iraq moves against some US-backed Sunni fighters", *Associated Press*, August 18, 2008. Shaun Waterman, "Shi'ite Resistance To Sunnis Threatens Progress of Surge", *United Press International*, August 27, 2008. Erica Goode, "U.S. Military Will Transfer Control of Sunni Citizen Patrols to Iraqi Government", *New York Times*, September 2, 2008. Mary Beth Sheridan, "A Delicate Changing of the Guard", *Washington Post*, October 2, 2008. Adam Ashton, "Iraqi Government to Take Control of Sunni Militia", *Miami Herald*, December 27, 2008. "Anbar Sons of Iraq Transfer Complete", February 9, 2009, Multi-National Corps-Iraq press release. Measuring Stability and Security in Iraq March 2009, Report to Congress in Accordance with the Department of Defense Appropriations Act 2006 (Section 9010), p. vi (and subsequent reports). Julian E. Barnes, "Analysts See Iraq on Edge", *Chicago Tribune*, August 23, 2009. Multi-National Forces Iraq, Unclassified Slide packet, September 19, 2009. Office of the Special Inspector General for Iraq Reconstruction, "Sons of Iraq Program: Results are Uncertain and Financial Controls Were Weak", January 28, 2011, p. 17. Andrew E. Kramer, "Pro-American Militia Members Die in Blast in Iraq", *New York Times*, November 4, 2011.

⁹ Nina Kamp, Michael O'Hanlon and Amy Unikewicz, "The State of Iraq: An Update," *New York Times*, October 1, 2006. The Brookings-Bern Project on Internal Displacement. "Iraq Displacement," UNHCR Briefing Notes, UNHCR, November 3, 2006. Accessed at: <http://www.unhcr.org/news/NEWS/454b1f8f2.html>. "Iraq Situation Update", UNHCR, July 4, 2007. "Internal displacement update for Iraq", UNHCR Briefing Notes, April 1, 2008. Accessed at: <http://www.unhcr.org/news/NEWS/47f20efd6.html>. United States Agency for International Development, "Iraq – Complex Emergency Fact Sheet #1, Fiscal Year 2010", August 17, 2010. Accessed at: <http://reliefweb.int/rw/rwb.nsf/db900sid/MYAI-88F2KS?OpenDocument&rc=3&cc=irq>

¹⁰ UN High Commission on Refugees, "Asylum Levels and Trends in Industrialized Countries", March 18, 2008 and subsequent updates. Accessed at: <http://www.unhcr.org/doclist/statistics/4146b6fc4.html>

¹¹ Press Freedom Index 2008, compiled by "Reporters Without Borders" and released October 22, 2007. Accessible at: http://www.rsf.org/article.php3?id_article=29031

¹² Transparency International Annual CPI reports accessed at: http://www.transparency.org/policy_research/surveys_indices/cpi

¹³ "Iraq's Shrinking Government", *Agence France Presse*, August 7, 2007. "Iraq's Leadership", website of Private Security Company Association of Iraq. Accessed at: <http://www.psc.ai.org/iraqleadership.html> Amit R. Paley, "Iraq Moves to Repeal Immunity for Guards", *Washington Post*, October 31, 2007. "Sunnis rejoin Iraqi cabinet", *Al-Jazeera English*, July 19, 2008. Accessed at:

<http://english.aljazeera.net/news/middleeast/2008/07/2008719111331910689.html> Iraq Weekly Status Report, *Department of State*. Accessed at: <http://www.state.gov/p/nea/rls/rpt/iraqstatus/>

¹⁴ Iraq Weekly Status Report, *Department of State*. Accessed at: <http://www.state.gov/p/nea/rls/rpt/iraqstatus/>. The numbers for crude oil production, diesel, kerosene, gasoline/benzene, and liquid petroleum gas represent average data from the entire month, and are thus based on multiple Weekly Status Reports. The crude oil export reflects the total for the month. For all categories, data for a complete month is typically available in the Weekly Status Report for the first week of the next month.

¹⁵ The statistics for September 2005 are based on incomplete data and represent averages for approximately half of the month.

¹⁶ U.S. State Department's "Iraq Weekly Status Report" did not provide production amounts of diesel, kerosene, gasoline or LPG for the week of December 18-25 so averages for these categories are only for the 24 days in December for which exact figures are known.

¹⁷ Country Report No. 05/294: Iraq: 2005 Article IV Consultation – Staff Report; Staff Supplement; Public Information Notice on the Executive Board Discussion; and Statement by the Executive Director for Iraq, International Monetary Fund, August 2005, p. 11.

¹⁸ Iraq Weekly Status Report, *Department of State*. Accessed at: <http://www.state.gov/p/nea/rls/rpt/iraqstatus/>. (For 2003-2008) Iraq Status Report, *Department of State*. Accessed at: <http://www.state.gov/p/nea/rls/rpt/c28010.htm> (For 2009 and subsequent years). Hassan Hafidh, "Iraq Exported Average 1.841 Million B/D In March", *Dow Jones Newswires*, April 2010.

¹⁹ Ibid. Hassan Hafidh, "Iraq January Crude Oil Exports -1.8% At 2.106M B/d - Ministry", *Dow Jones Newswires*, February 20, 2012.

²⁰ Iraq Weekly Status Report, *Department of State*. Accessed at: <http://www.state.gov/p/nea/rls/rpt/iraqstatus/>. The average of megawatt hours and average hours of electricity per day reflect all the data available for the given month, and thus span multiple Weekly Status Reports. The average amount of electricity generated is derived from the average of megawatt hours. The statistics for September 2005 are based upon incomplete data and represent averages for approximately half of the month. Special Inspector General for Iraq Reconstruction, *Quarterly Report to the United States Congress*, April 30, 2011, p. 112

*The data for November for the average hours of electricity per day is updated in our source, representing the entire month. The numbers for average amount of electricity generated and average MW hours represents data through the 21st of November only. The data for December 2005 and thereafter for the average amount of electricity generated and average MW hours is estimated based on the graph relating to electricity in the Iraq Weekly Status Report, *Department of State*. National Target numbers are courtesy of the US Department of Defense, January 23, 2006.