

CHARACTERISTICS OF EITC-ELIGIBLE TAXPAYERS, 2007

METRO AREA:

Orlando, FL

The Metropolitan Policy Program at Brookings

EITC-ELIGIBLE POPULATION

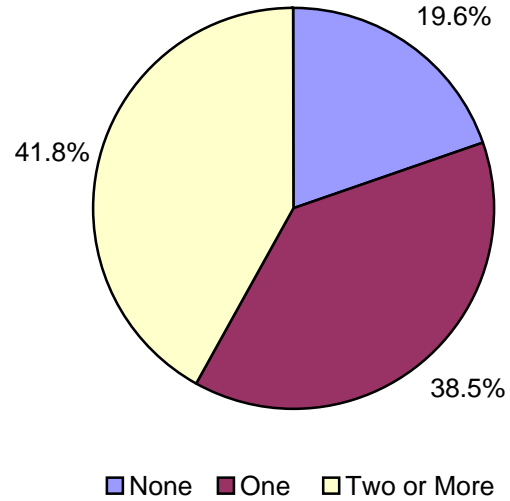
Total EITC-Eligible Tax Units	166,304	Total Population in EITC-Eligible Units	493,783
--------------------------------------	---------	--	---------

EITC-ELIGIBLE FILING UNIT CHARACTERISTICS

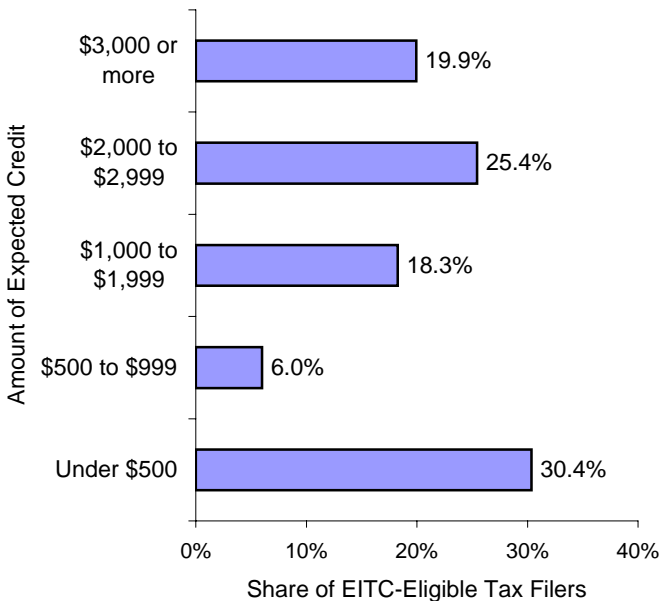
Filing Status

Married, Filing Jointly	22.1%
Head of Household	60.5%
Single	17.5%

Number of Qualifying Children



Size of Expected Earned Income Tax Credit

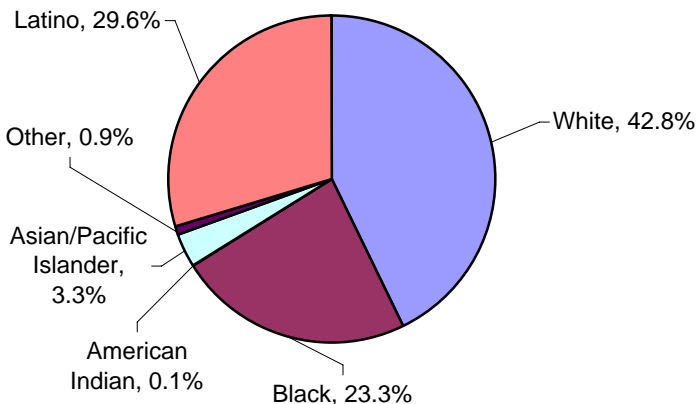


Adjusted Gross Income

\$1 to \$4,999	14.3%
\$5,000 to \$9,999	15.1%
\$10,000 to \$14,999	15.9%
\$15,000 to \$19,999	11.1%
\$20,000 to \$24,999	14.6%
\$25,000 to \$29,999	11.3%
\$30,000 to \$39,999	17.7%

EITC-ELIGIBLE TAX FILER CHARACTERISTICS

Race and Ethnicity of Taxpayer

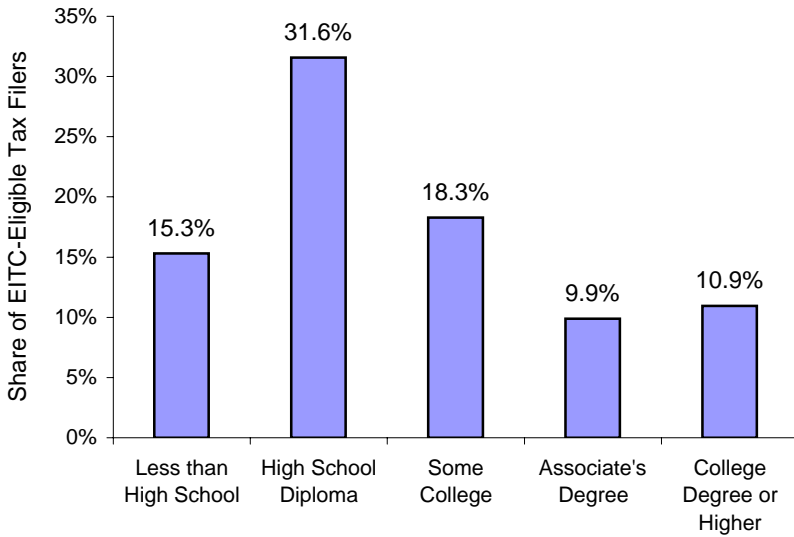


Age of Taxpayer

Under 25 years	14.0%
25 to 34 years	30.3%
35 to 44 years	26.1%
45 to 54 years	16.4%
55 years and over	13.2%

EITC-ELIGIBLE TAX FILER CHARACTERISTICS (CONTINUED)

Highest Level of Education Attained by Taxpayer



Home Ownership

Owner-occupied, with mortgage	39.7%
Owner-occupied, no mortgage	8.7%
Renter-occupied	49.2%

Receipt of Food Stamps

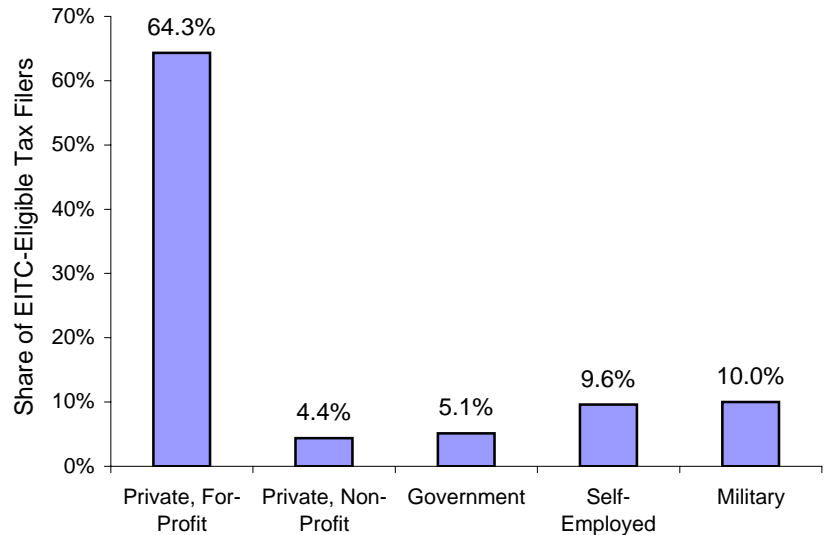
Share of tax filers in households that receive food stamps	15.2%
--	-------

Language Spoken at Home

English	65.8%
Spanish	27.2%
French Creole	2.3%
Other	4.7%

* "Other" includes any language that is spoken by (a) less than 1% of taxpayers, or (b) less than 2,000 taxpayers in total.

Sector of Work for Taxpayers



* Categories may not add to 100%. Remainder represents taxpayers who identified themselves as unemployed.

Top Five Occupations

Office Administration	15.7%
Sales	12.6%
Food Preparation	9.6%
Construction/Mining	9.2%
Transportation	7.5%

Top Five Industries

Retail Trade	13.1%
Accommodation/Food Services	12.6%
Construction	10.7%
Healthcare	9.2%
Administrative Services	8.3%