

CHARACTERISTICS OF EITC-ELIGIBLE TAXPAYERS, 2007

METRO AREA:

Omaha-Council Bluffs, NE-IA

The Metropolitan Policy Program at Brookings

EITC-ELIGIBLE POPULATION

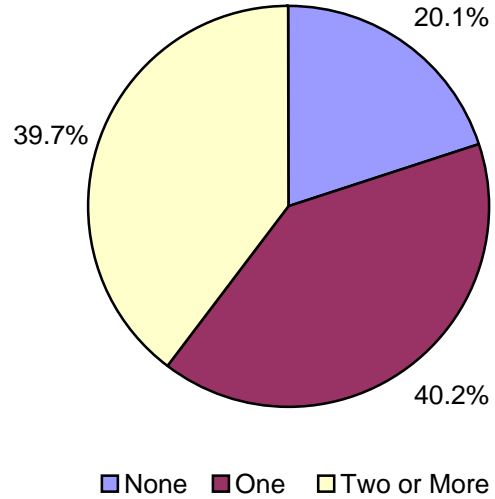
Total EITC-Eligible Tax Units	69,202	Total Population in EITC-Eligible Units	200,503
-------------------------------	--------	---	---------

EITC-ELIGIBLE FILING UNIT CHARACTERISTICS

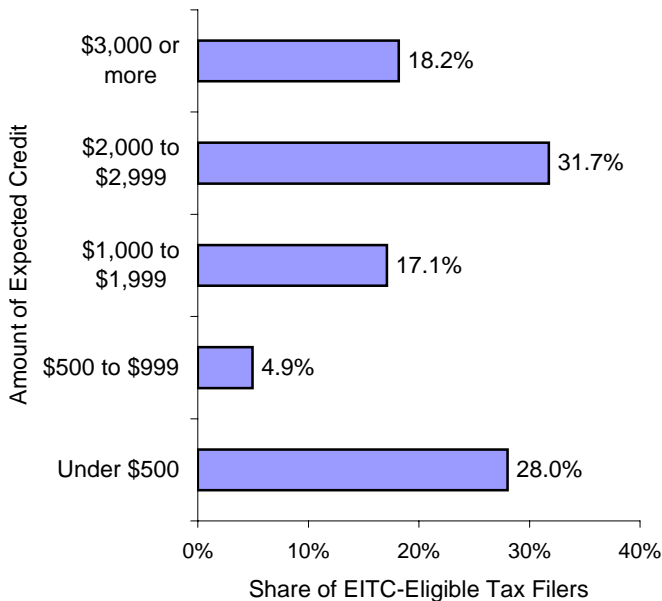
Filing Status

Married, Filing Jointly	19.7%
Head of Household	61.5%
Single	18.8%

Number of Qualifying Children



Size of Expected Earned Income Tax Credit

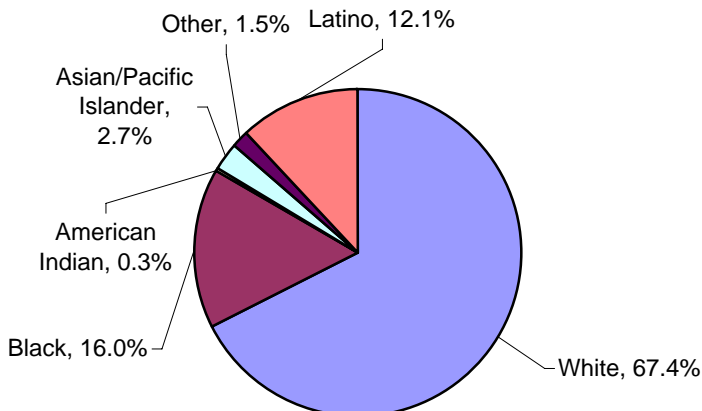


Adjusted Gross Income

\$1 to \$4,999	17.2%
\$5,000 to \$9,999	16.1%
\$10,000 to \$14,999	18.7%
\$15,000 to \$19,999	10.9%
\$20,000 to \$24,999	12.8%
\$25,000 to \$29,999	10.9%
\$30,000 to \$39,999	13.5%

EITC-ELIGIBLE TAX FILER CHARACTERISTICS

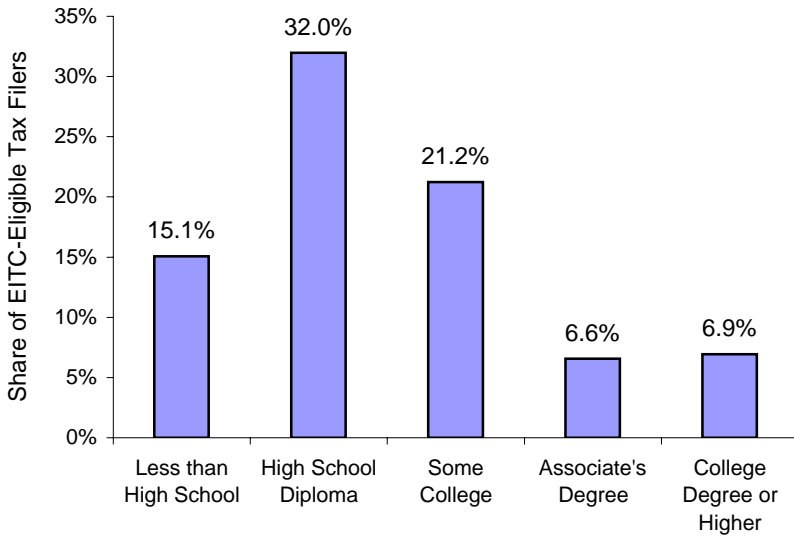
Race and Ethnicity of Taxpayer



Age of Taxpayer

Under 25 years	18.2%
25 to 34 years	36.5%
35 to 44 years	22.2%
45 to 54 years	11.5%
55 years and over	11.6%

Highest Level of Education Attained by Taxpayer



Home Ownership

Owner-occupied, with mortgage	30.0%
Owner-occupied, no mortgage	9.1%
Renter-occupied	52.9%

Receipt of Food Stamps

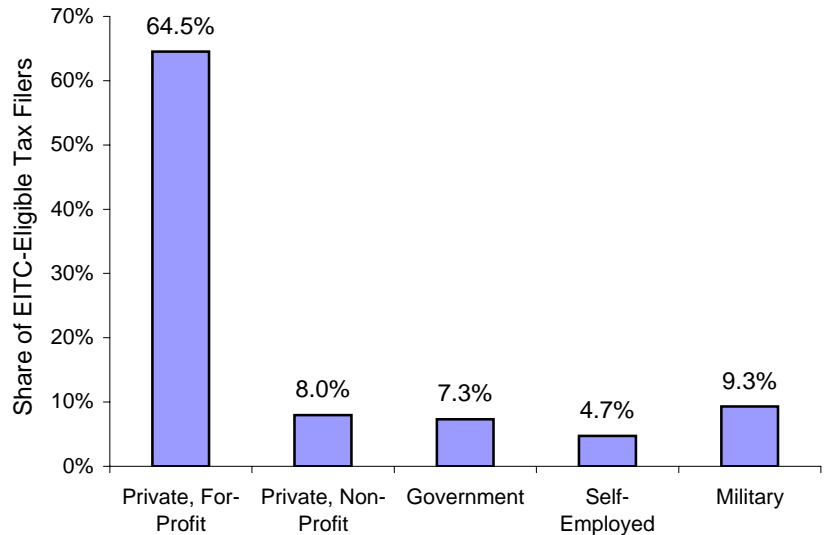
Share of tax filers in households that receive food stamps	23.1%
--	-------

Language Spoken at Home

English	87.2%
Spanish	11.0%
Other	1.8%

* "Other" includes any language that is spoken by (a) less than 1% of taxpayers, or (b) less than 2,000 taxpayers in total.

Sector of Work for Taxpayers



* Categories may not add to 100%. Remainder represents taxpayers who identified themselves as unemployed.

Top Five Occupations

Office Administration	18.5%
Food Preparation	9.8%
Production/Manufacturing	9.3%
Sales	8.4%
Transportation	8.3%

Top Five Industries

Retail Trade	12.4%
Healthcare	11.6%
Accommodation/Food Services	9.8%
Construction	8.6%
Manufacturing	8.4%