

# CHARACTERISTICS OF EITC-ELIGIBLE TAXPAYERS, 2007

METRO AREA:

## New York-Northern New Jersey-Long Island, NY-NJ-PA

The Metropolitan Policy Program at Brookings

### EITC-ELIGIBLE POPULATION

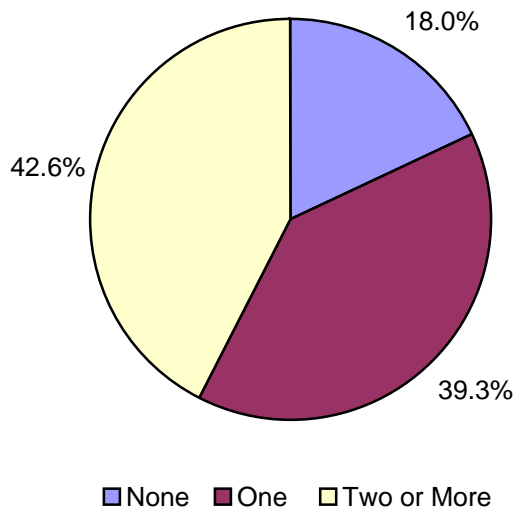
Total EITC-Eligible Tax Units 1,188,848 Total Population in EITC-Eligible Units 3,731,029

### EITC-ELIGIBLE FILING UNIT CHARACTERISTICS

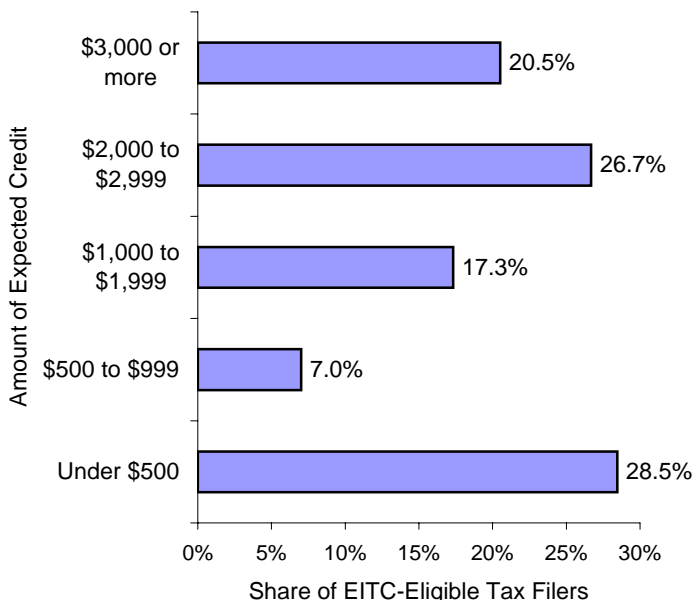
#### Filing Status

Married, Filing Jointly 25.7%  
 Head of Household 58.6%  
 Single 15.7%

#### Number of Qualifying Children



#### Size of Expected Earned Income Tax Credit

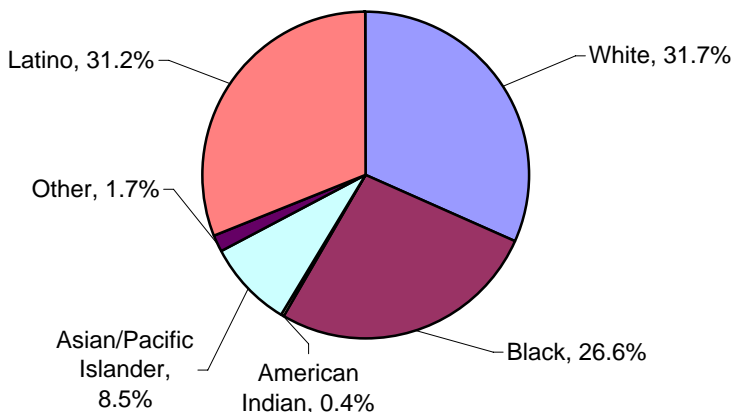


#### Adjusted Gross Income

\$1 to \$4,999 16.3%  
 \$5,000 to \$9,999 16.9%  
 \$10,000 to \$14,999 15.6%  
 \$15,000 to \$19,999 11.4%  
 \$20,000 to \$24,999 12.2%  
 \$25,000 to \$29,999 12.0%  
 \$30,000 to \$39,999 15.5%

### EITC-ELIGIBLE TAX FILER CHARACTERISTICS

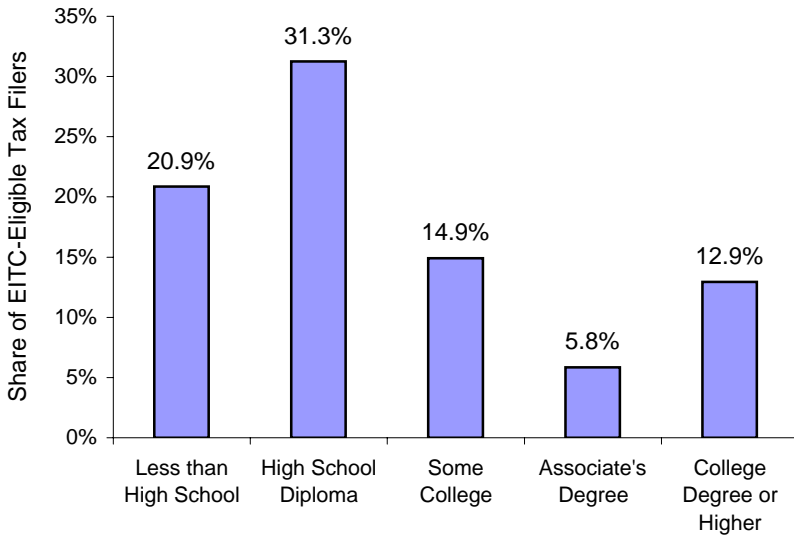
#### Race and Ethnicity of Taxpayer



#### Age of Taxpayer

Under 25 years 14.2%  
 25 to 34 years 25.5%  
 35 to 44 years 24.5%  
 45 to 54 years 18.9%  
 55 years and over 16.8%

**Highest Level of Education Attained by Taxpayer**



**Home Ownership**

Owner-occupied, with mortgage	28.3%
Owner-occupied, no mortgage	8.7%
Renter-occupied	60.6%

**Receipt of Food Stamps**

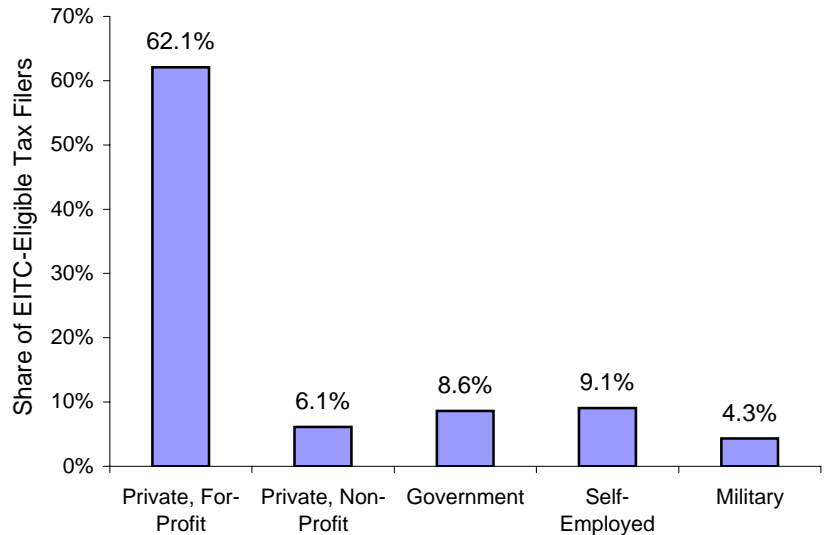
Share of tax filers in households that receive food stamps	19.5%
--	-------

**Language Spoken at Home**

English	54.0%
Spanish	28.9%
Chinese	1.6%
French Creole	1.6%
Arabic	1.1%
Other	12.8%

\* "Other" includes any language that is spoken by (a) less than 1% of taxpayers, or (b) less than 2,000 taxpayers in total.

**Sector of Work for Taxpayers**



\* Categories may not add to 100%. Remainder represents taxpayers who identified themselves as unemployed.

**Top Five Occupations**

Office Administration	15.6%
Sales	10.4%
Food Preparation	7.9%
Transportation	7.7%
Maintenance	6.4%

**Top Five Industries**

Healthcare	14.8%
Retail Trade	12.2%
Accommodation/Food Services	8.4%
Transportation	7.1%
Construction	6.9%