

CHARACTERISTICS OF EITC-ELIGIBLE TAXPAYERS, 2007

METRO AREA:

New Haven-Milford, CT

The Metropolitan Policy Program at Brookings

EITC-ELIGIBLE POPULATION

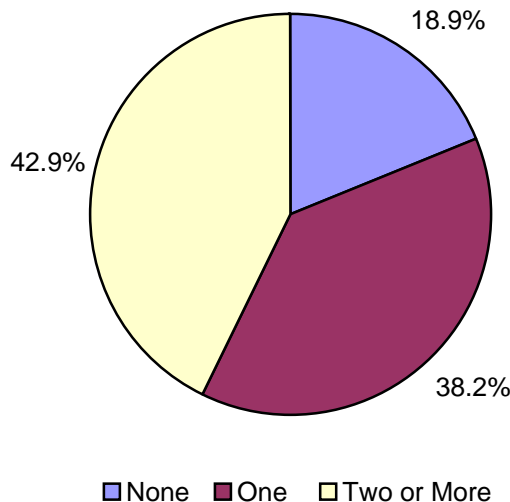
Total EITC-Eligible Tax Units	53,495	Total Population in EITC-Eligible Units	156,579
--------------------------------------	--------	--	---------

EITC-ELIGIBLE FILING UNIT CHARACTERISTICS

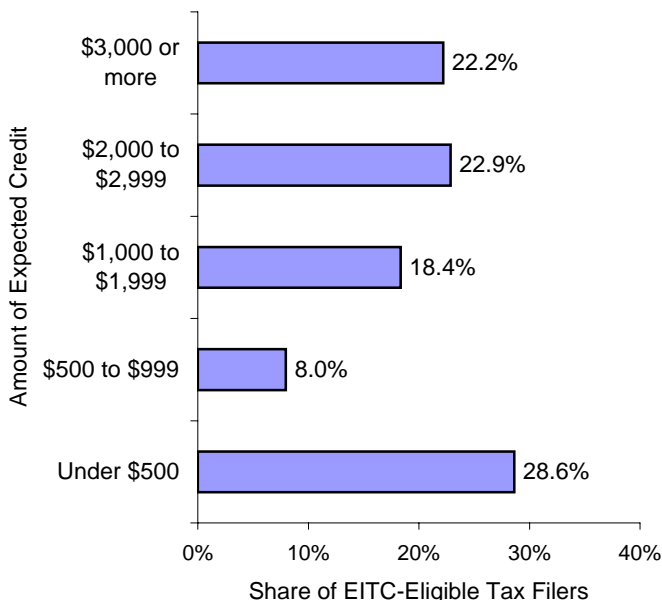
Filing Status

Married, Filing Jointly	17.1%
Head of Household	65.7%
Single	17.2%

Number of Qualifying Children



Size of Expected Earned Income Tax Credit

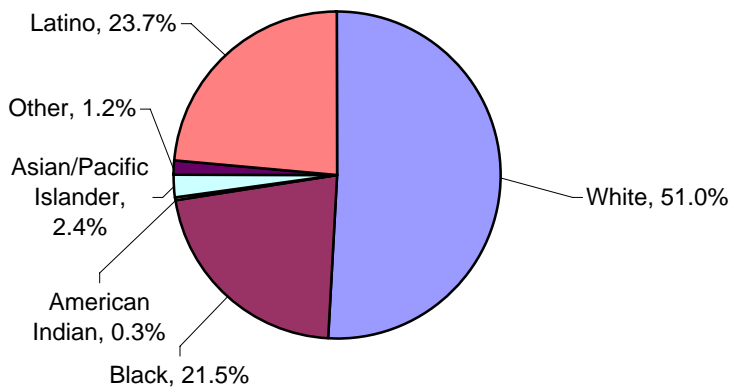


Adjusted Gross Income

\$1 to \$4,999	19.0%
\$5,000 to \$9,999	16.6%
\$10,000 to \$14,999	14.3%
\$15,000 to \$19,999	8.5%
\$20,000 to \$24,999	18.4%
\$25,000 to \$29,999	8.3%
\$30,000 to \$39,999	14.9%

EITC-ELIGIBLE TAX FILER CHARACTERISTICS

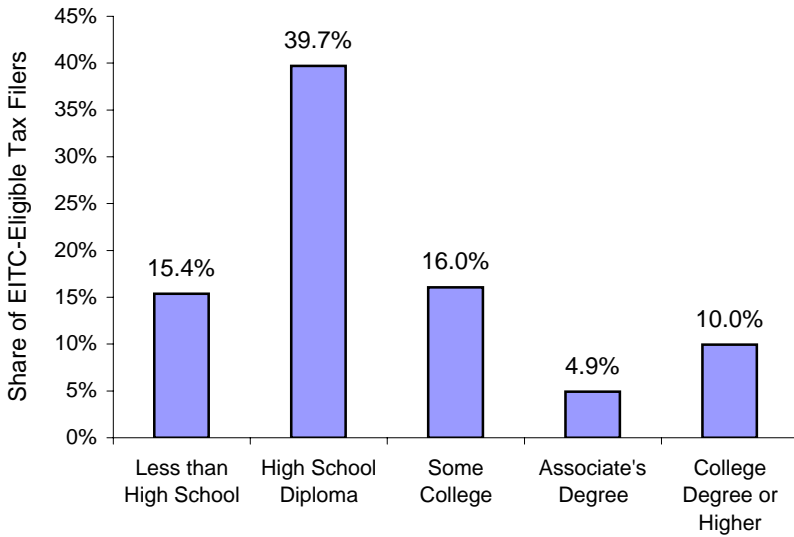
Race and Ethnicity of Taxpayer



Age of Taxpayer

Under 25 years	14.0%
25 to 34 years	32.2%
35 to 44 years	22.9%
45 to 54 years	16.7%
55 years and over	14.2%

Highest Level of Education Attained by Taxpayer



Home Ownership

Owner-occupied, with mortgage	32.2%
Owner-occupied, no mortgage	9.2%
Renter-occupied	56.5%

Receipt of Food Stamps

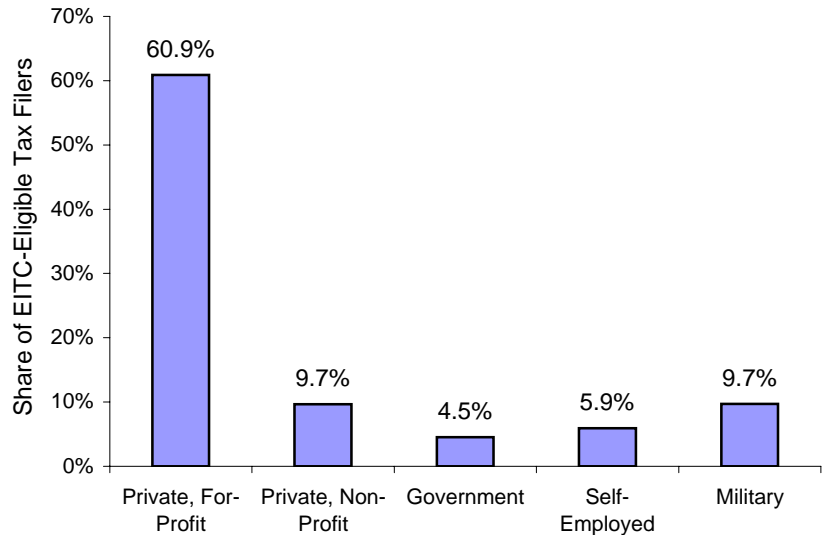
Share of tax filers in households that receive food stamps	22.5%
--	-------

Language Spoken at Home

English	75.0%
Spanish	19.7%
Other	5.3%

* "Other" includes any language that is spoken by (a) less than 1% of taxpayers, or (b) less than 2,000 taxpayers in total.

Sector of Work for Taxpayers



* Categories may not add to 100%. Remainder represents taxpayers who identified themselves as unemployed.

Top Five Occupations

Office Administration	13.1%
Sales	11.9%
Construction/Mining	10.2%
Food Preparation	9.5%
Production/Manufacturing	7.8%

Top Five Industries

Healthcare	15.0%
Retail Trade	13.7%
Manufacturing	10.4%
Construction	10.2%
Accommodation/Food Services	9.4%