

CHARACTERISTICS OF EITC-ELIGIBLE TAXPAYERS, 2007

METRO AREA:

Nashville-Davidson--Murfreesboro, TN

The Metropolitan Policy Program at Brookings

EITC-ELIGIBLE POPULATION

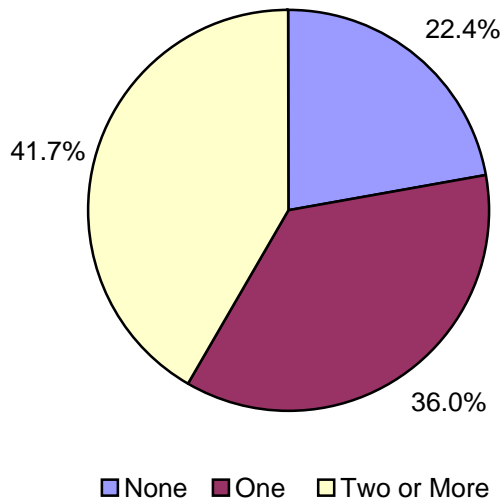
Total EITC-Eligible Tax Units	112,422	Total Population in EITC-Eligible Units	319,241
-------------------------------	---------	---	---------

EITC-ELIGIBLE FILING UNIT CHARACTERISTICS

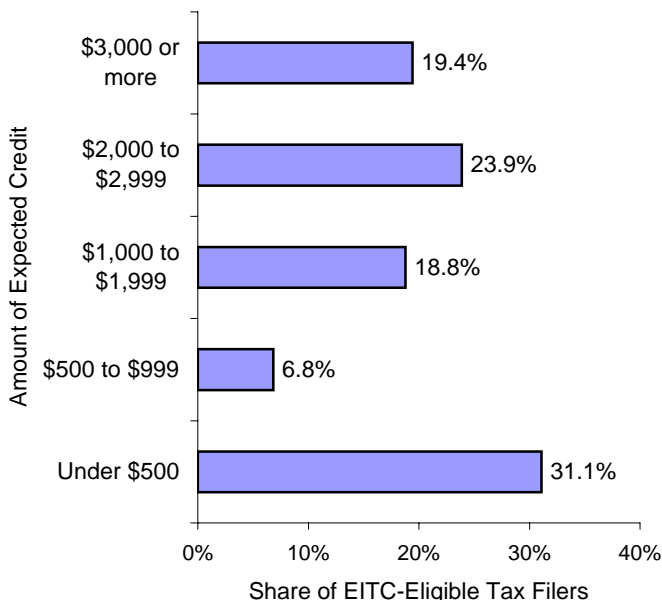
Filing Status

Married, Filing Jointly	23.1%
Head of Household	56.2%
Single	20.7%

Number of Qualifying Children



Size of Expected Earned Income Tax Credit

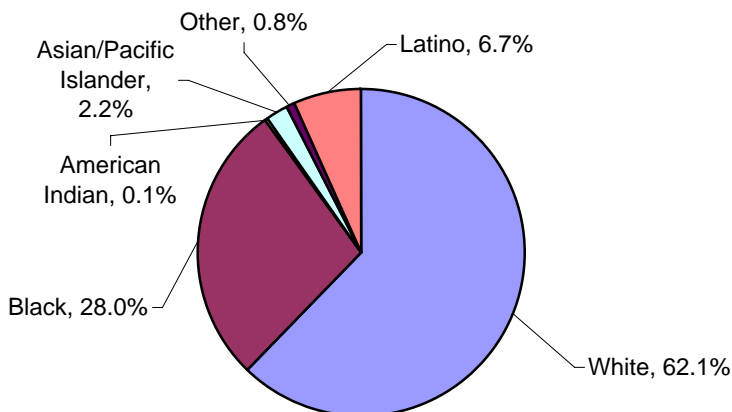


Adjusted Gross Income

\$1 to \$4,999	16.0%
\$5,000 to \$9,999	17.1%
\$10,000 to \$14,999	16.0%
\$15,000 to \$19,999	9.8%
\$20,000 to \$24,999	14.0%
\$25,000 to \$29,999	9.9%
\$30,000 to \$39,999	17.2%

EITC-ELIGIBLE TAX FILER CHARACTERISTICS

Race and Ethnicity of Taxpayer

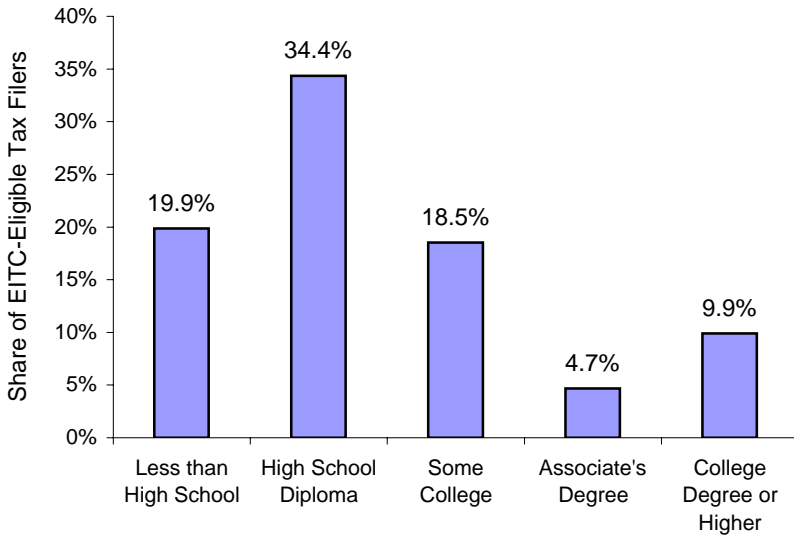


Age of Taxpayer

Under 25 years	12.7%
25 to 34 years	31.4%
35 to 44 years	26.3%
45 to 54 years	16.1%
55 years and over	13.5%

EITC-ELIGIBLE TAX FILER CHARACTERISTICS (CONTINUED)

Highest Level of Education Attained by Taxpayer



Home Ownership

Owner-occupied, with mortgage	39.1%
Owner-occupied, no mortgage	11.6%
Renter-occupied	46.9%

Receipt of Food Stamps

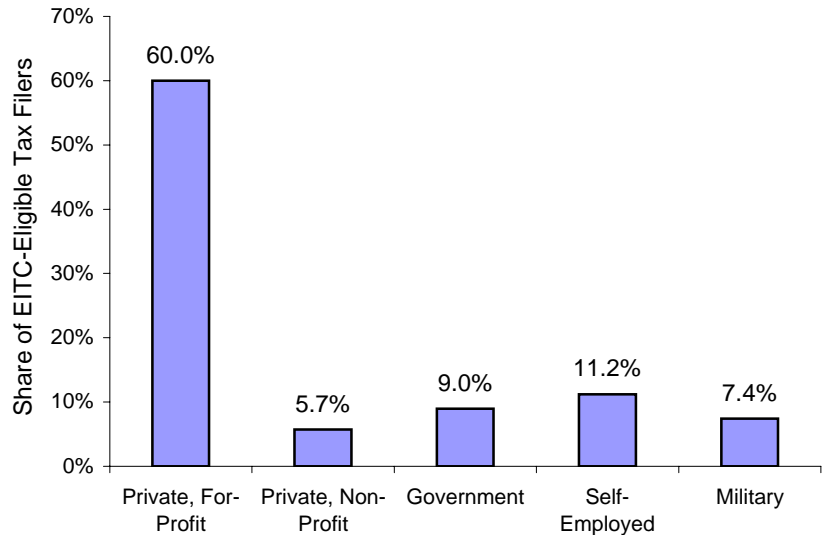
Share of tax filers in households that receive food stamps	24.8%
--	-------

Language Spoken at Home

English	87.8%
Spanish	6.2%
Other	6.0%

* "Other" includes any language that is spoken by (a) less than 1% of taxpayers, or (b) less than 2,000 taxpayers in total.

Sector of Work for Taxpayers



* Categories may not add to 100%. Remainder represents taxpayers who identified themselves as unemployed.

Top Five Occupations

Office Administration	14.4%
Construction/Mining	9.0%
Transportation	8.8%
Sales	8.4%
Production/Manufacturing	7.5%

Top Five Industries

Healthcare	11.9%
Construction	10.6%
Accommodation/Food Services	9.3%
Manufacturing	9.0%
Retail Trade	8.9%