

CHARACTERISTICS OF EITC-ELIGIBLE TAXPAYERS, 2007

METRO AREA:

Minneapolis-St. Paul-Bloomington, MN-WI

The Metropolitan Policy Program at Brookings

EITC-ELIGIBLE POPULATION

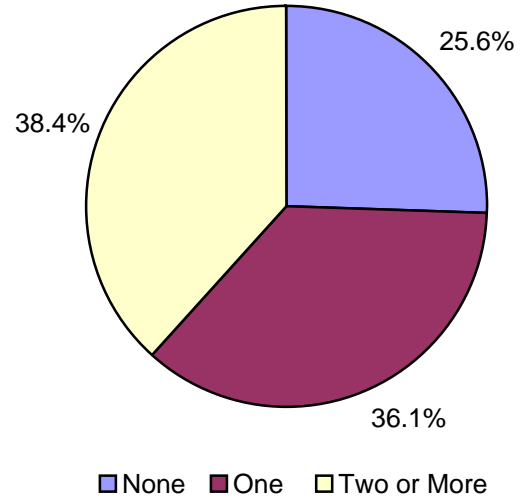
Total EITC-Eligible Tax Units	187,367	Total Population in EITC-Eligible Units	536,071
-------------------------------	---------	---	---------

EITC-ELIGIBLE FILING UNIT CHARACTERISTICS

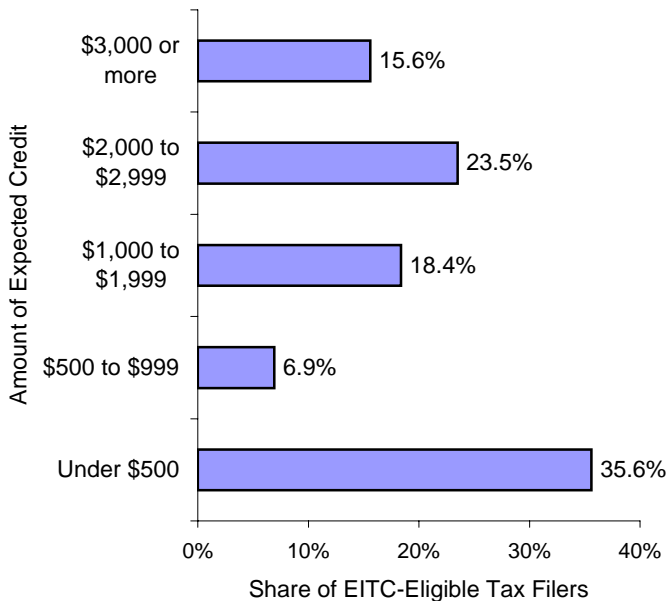
Filing Status

Married, Filing Jointly	18.4%
Head of Household	58.0%
Single	23.6%

Number of Qualifying Children



Size of Expected Earned Income Tax Credit

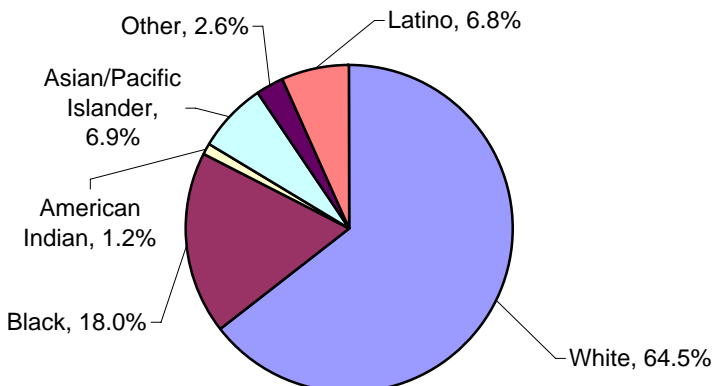


Adjusted Gross Income

\$1 to \$4,999	21.1%
\$5,000 to \$9,999	18.8%
\$10,000 to \$14,999	14.6%
\$15,000 to \$19,999	10.4%
\$20,000 to \$24,999	10.7%
\$25,000 to \$29,999	8.2%
\$30,000 to \$39,999	16.2%

EITC-ELIGIBLE TAX FILER CHARACTERISTICS

Race and Ethnicity of Taxpayer

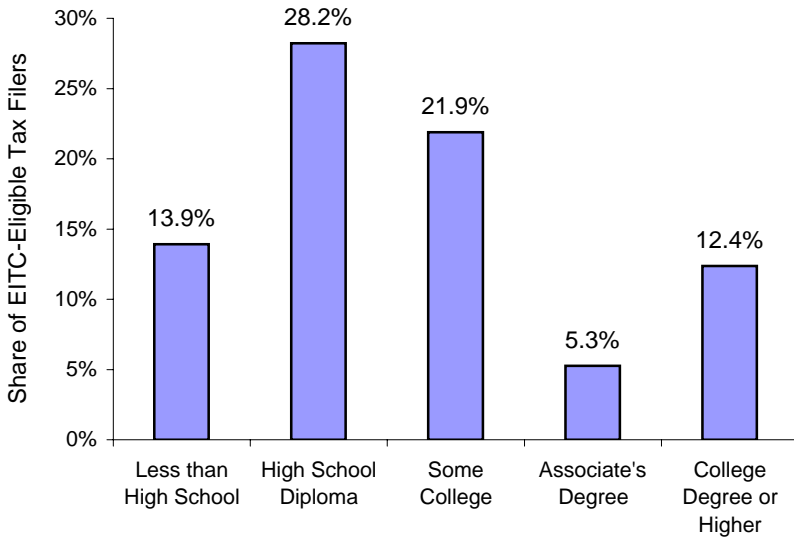


Age of Taxpayer

Under 25 years	18.3%
25 to 34 years	29.1%
35 to 44 years	23.3%
45 to 54 years	17.0%
55 years and over	12.3%

EITC-ELIGIBLE TAX FILER CHARACTERISTICS (CONTINUED)

Highest Level of Education Attained by Taxpayer



Home Ownership

Owner-occupied, with mortgage	41.9%
Owner-occupied, no mortgage	9.2%
Renter-occupied	44.7%

Receipt of Food Stamps

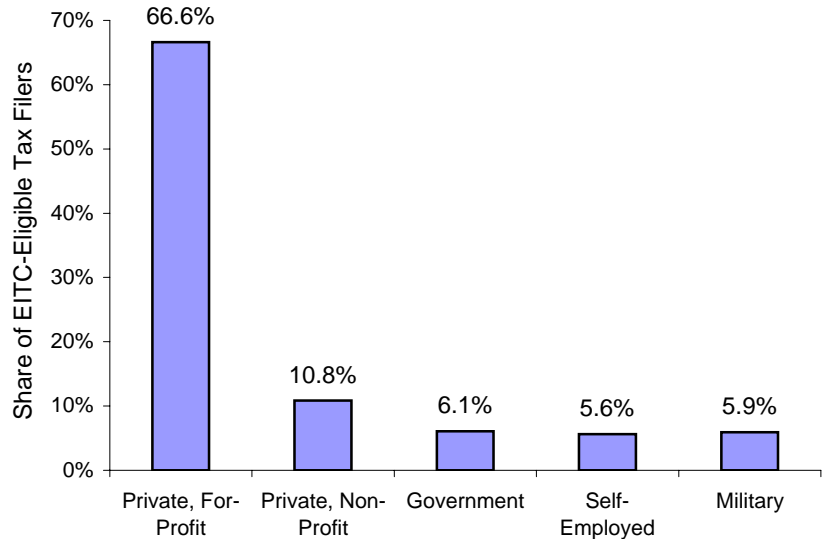
Share of tax filers in households that receive food stamps	19.9%
--	-------

Language Spoken at Home

English	80.6%
Spanish	6.4%
Cushite (Somali)	3.5%
Hmong	3.0%
Other	6.5%

* "Other" includes any language that is spoken by (a) less than 1% of taxpayers, or (b) less than 2,000 taxpayers in total.

Sector of Work for Taxpayers



* Categories may not add to 100%. Remainder represents taxpayers who identified themselves as unemployed.

Top Five Occupations

Office Administration	13.8%
Sales	10.7%
Transportation	10.6%
Production/Manufacturing	10.3%
Maintenance	8.0%

Top Five Industries

Retail Trade	13.0%
Healthcare	12.9%
Manufacturing	12.1%
Accommodation/Food Services	8.6%
Administrative Services	7.4%