

CHARACTERISTICS OF EITC-ELIGIBLE TAXPAYERS, 2007

METRO AREA:

Miami-Fort Lauderdale-Miami Beach, FL

The Metropolitan Policy Program at Brookings

EITC-ELIGIBLE POPULATION

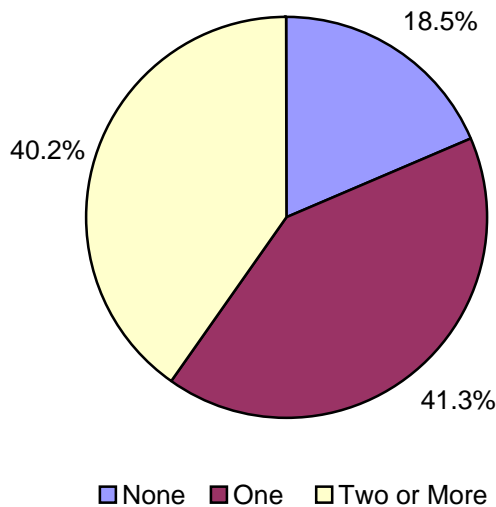
Total EITC-Eligible Tax Units 410,635 Total Population in EITC-Eligible Units 1,256,606

EITC-ELIGIBLE FILING UNIT CHARACTERISTICS

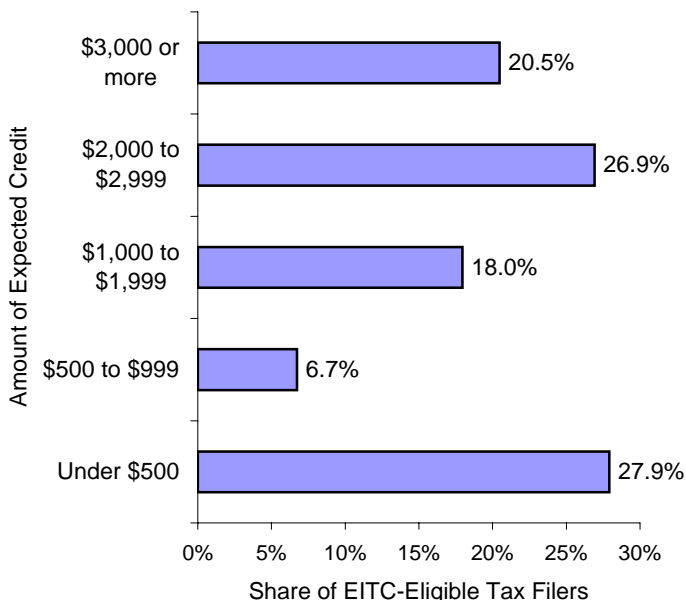
Filing Status

Married, Filing Jointly 26.4%
 Head of Household 57.4%
 Single 16.2%

Number of Qualifying Children



Size of Expected Earned Income Tax Credit

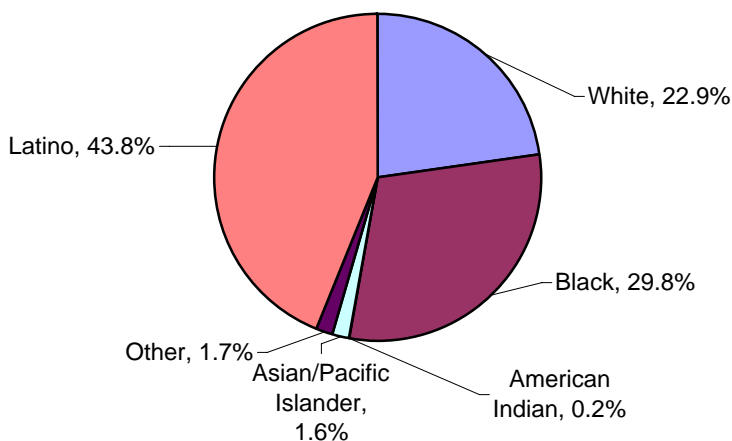


Adjusted Gross Income

\$1 to \$4,999 13.9%
 \$5,000 to \$9,999 13.3%
 \$10,000 to \$14,999 17.5%
 \$15,000 to \$19,999 12.6%
 \$20,000 to \$24,999 14.7%
 \$25,000 to \$29,999 12.8%
 \$30,000 to \$39,999 15.3%

EITC-ELIGIBLE TAX FILER CHARACTERISTICS

Race and Ethnicity of Taxpayer

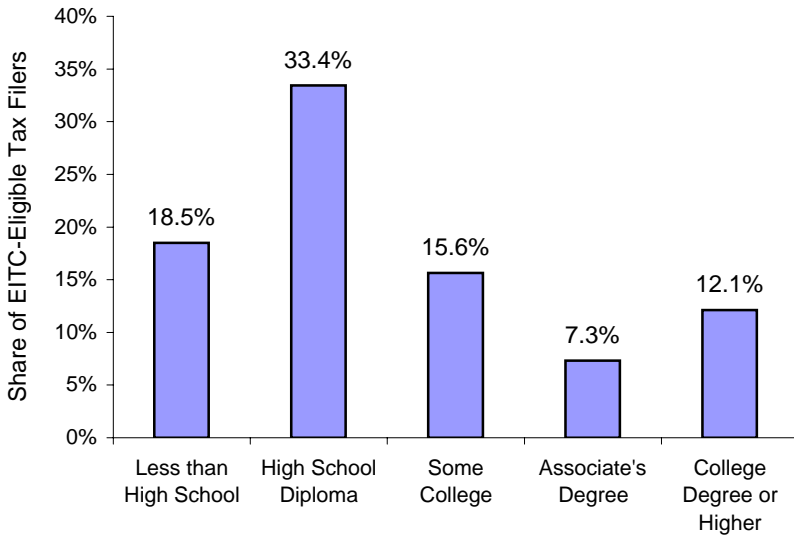


Age of Taxpayer

Under 25 years 13.0%
 25 to 34 years 22.0%
 35 to 44 years 25.9%
 45 to 54 years 21.5%
 55 years and over 17.6%

EITC-ELIGIBLE TAX FILER CHARACTERISTICS (CONTINUED)

Highest Level of Education Attained by Taxpayer



Home Ownership

Owner-occupied, with mortgage	42.6%
Owner-occupied, no mortgage	10.4%
Renter-occupied	45.3%

Receipt of Food Stamps

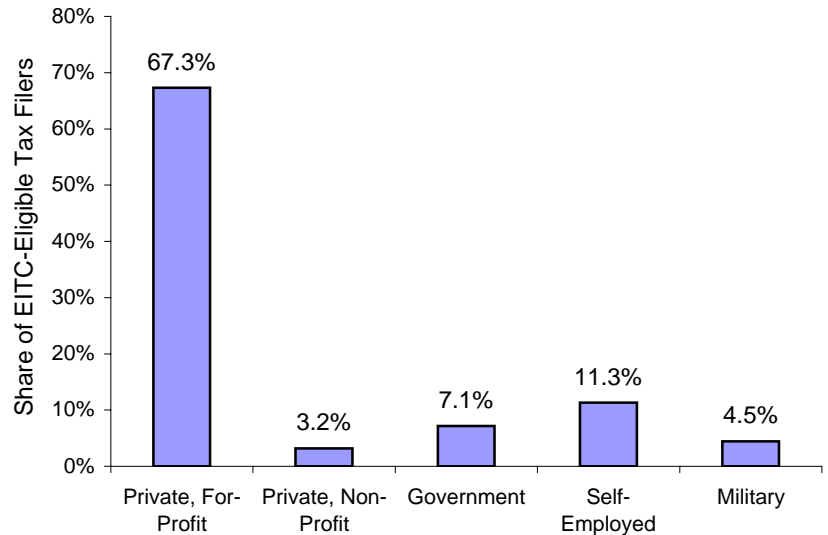
Share of tax filers in households that receive food stamps	18.2%
--	-------

Language Spoken at Home

English	45.2%
Spanish	43.9%
French Creole	7.0%
Other	3.9%

* "Other" includes any language that is spoken by (a) less than 1% of taxpayers, or (b) less than 2,000 taxpayers in total.

Sector of Work for Taxpayers



* Categories may not add to 100%. Remainder represents taxpayers who identified themselves as unemployed.

Top Five Occupations

Office Administration	16.5%
Sales	11.3%
Construction/Mining	9.1%
Transportation	8.5%
Maintenance	7.6%

Top Five Industries

Retail Trade	12.8%
Construction	10.5%
Healthcare	10.4%
Accommodation/Food Services	8.8%
Administrative Services	8.1%