

# CHARACTERISTICS OF EITC-ELIGIBLE TAXPAYERS, 2007

METRO AREA:

## Memphis, TN-MS-AR

The Metropolitan Policy Program at Brookings

### EITC-ELIGIBLE POPULATION

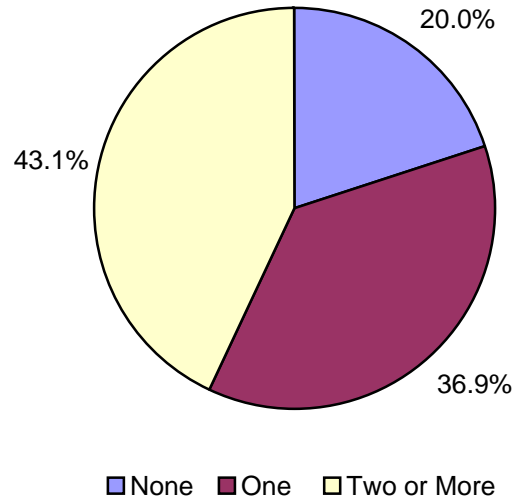
<b>Total EITC-Eligible Tax Units</b>	117,478	<b>Total Population in EITC-Eligible Units</b>	342,928
--------------------------------------	---------	--	---------

### EITC-ELIGIBLE FILING UNIT CHARACTERISTICS

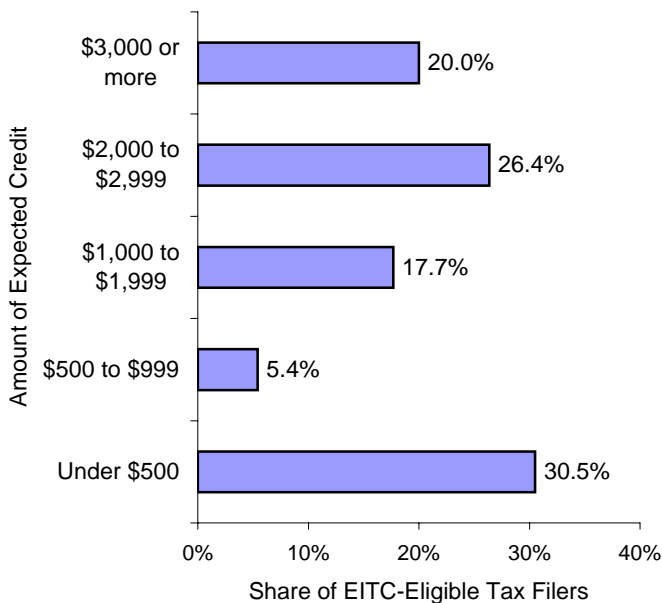
#### Filing Status

Married, Filing Jointly	14.4%
Head of Household	67.1%
Single	18.5%

#### Number of Qualifying Children



#### Size of Expected Earned Income Tax Credit

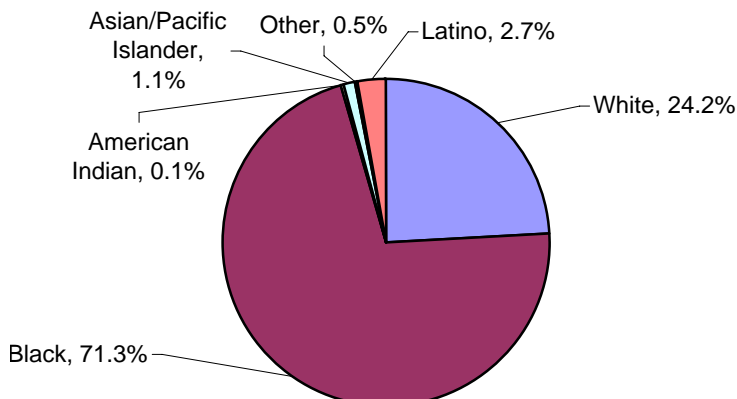


#### Adjusted Gross Income

\$1 to \$4,999	20.7%
\$5,000 to \$9,999	19.8%
\$10,000 to \$14,999	16.6%
\$15,000 to \$19,999	8.8%
\$20,000 to \$24,999	11.7%
\$25,000 to \$29,999	10.3%
\$30,000 to \$39,999	12.1%

### EITC-ELIGIBLE TAX FILER CHARACTERISTICS

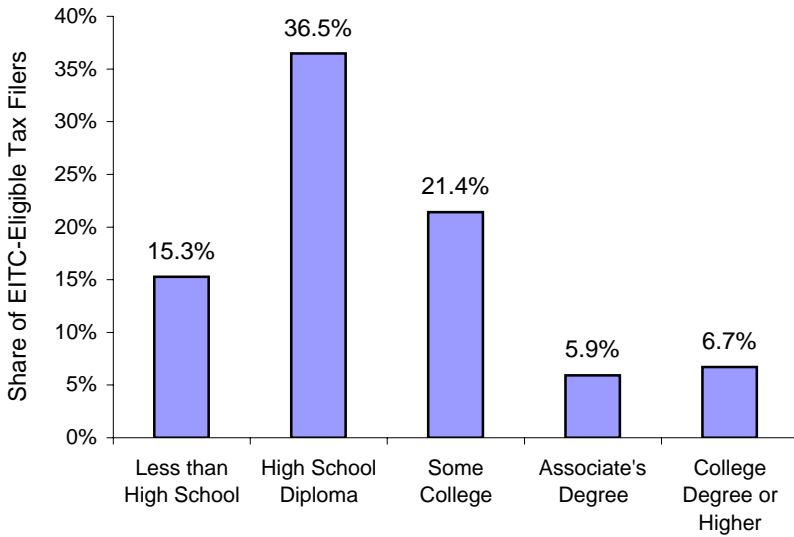
#### Race and Ethnicity of Taxpayer



#### Age of Taxpayer

Under 25 years	14.2%
25 to 34 years	34.8%
35 to 44 years	22.1%
45 to 54 years	17.5%
55 years and over	11.4%

**Highest Level of Education Attained by Taxpayer**



**Home Ownership**

Owner-occupied, with mortgage	38.1%
Owner-occupied, no mortgage	8.5%
Renter-occupied	49.4%

**Receipt of Food Stamps**

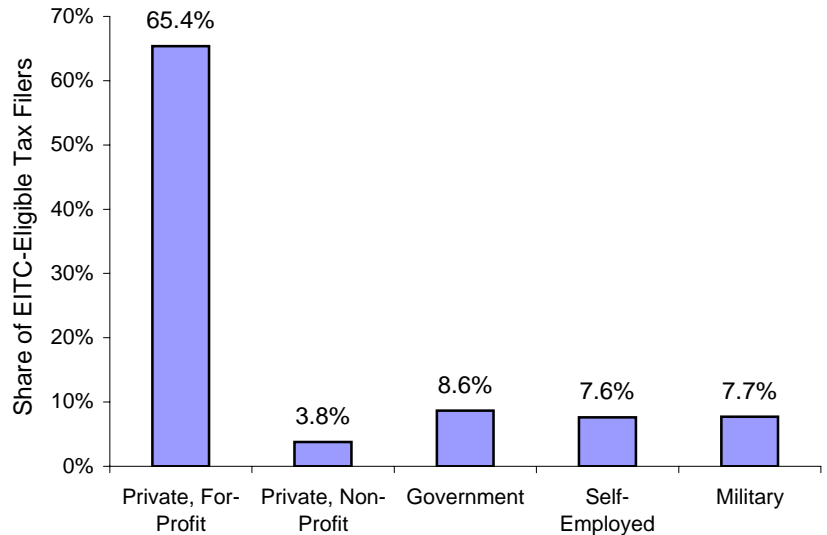
Share of tax filers in households that receive food stamps	38.6%
--	-------

**Language Spoken at Home**

English	94.0%
Spanish	3.7%
Other	2.3%

\* "Other" includes any language that is spoken by (a) less than 1% of taxpayers, or (b) less than 2,000 taxpayers in total.

**Sector of Work for Taxpayers**



\* Categories may not add to 100%. Remainder represents taxpayers who identified themselves as unemployed.

**Top Five Occupations**

Office Administration	15.5%
Transportation	14.3%
Maintenance	9.7%
Sales	8.7%
Food Preparation	8.0%

**Top Five Industries**

Retail Trade	11.8%
Healthcare	11.0%
Accommodation/Food Services	10.9%
Transportation	10.4%
Administrative Services	10.0%