

# CHARACTERISTICS OF EITC-ELIGIBLE TAXPAYERS, 2007

METRO AREA:

## Madison, WI

The Metropolitan Policy Program at Brookings

### EITC-ELIGIBLE POPULATION

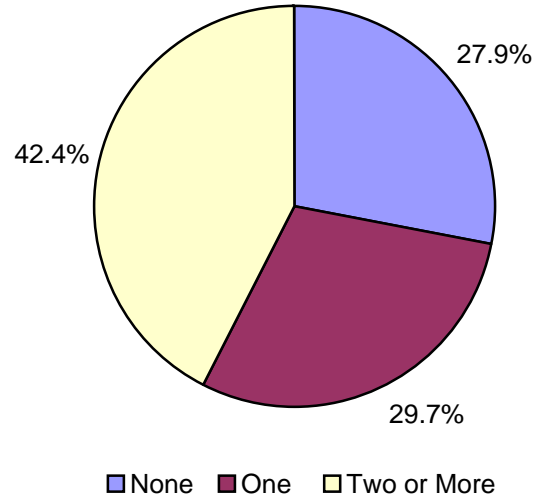
Total EITC-Eligible Tax Units	27,255	Total Population in EITC-Eligible Units	76,005
-------------------------------	--------	---	--------

### EITC-ELIGIBLE FILING UNIT CHARACTERISTICS

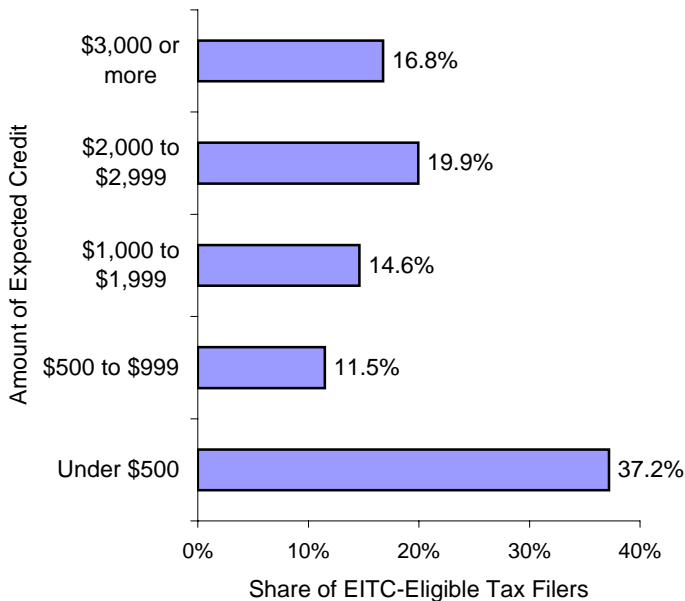
#### Filing Status

Married, Filing Jointly	17.8%
Head of Household	55.9%
Single	26.3%

#### Number of Qualifying Children



#### Size of Expected Earned Income Tax Credit

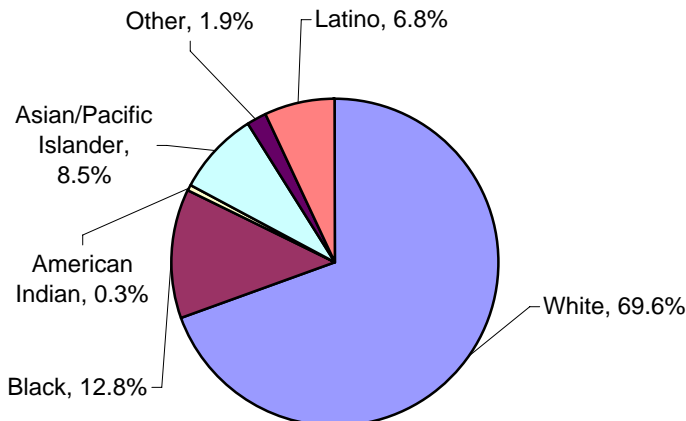


#### Adjusted Gross Income

\$1 to \$4,999	21.9%
\$5,000 to \$9,999	14.0%
\$10,000 to \$14,999	12.8%
\$15,000 to \$19,999	9.6%
\$20,000 to \$24,999	11.6%
\$25,000 to \$29,999	9.6%
\$30,000 to \$39,999	20.5%

### EITC-ELIGIBLE TAX FILER CHARACTERISTICS

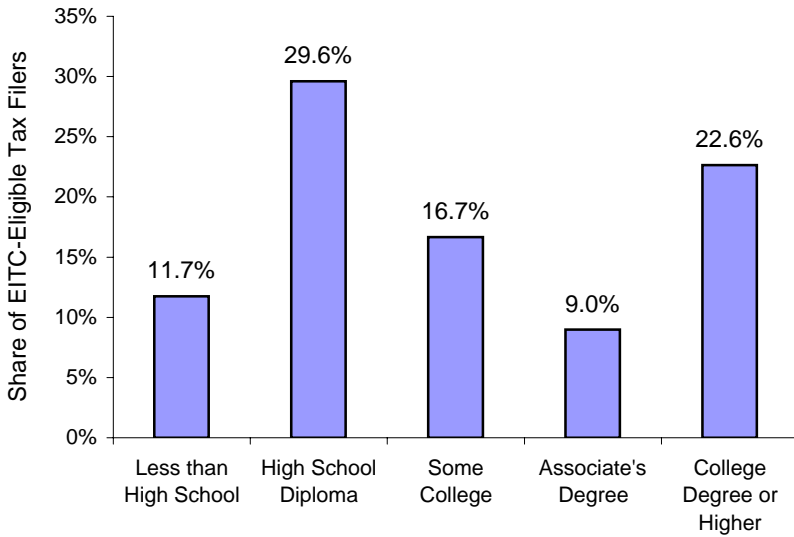
#### Race and Ethnicity of Taxpayer



#### Age of Taxpayer

Under 25 years	10.4%
25 to 34 years	38.1%
35 to 44 years	22.6%
45 to 54 years	18.4%
55 years and over	10.5%

**Highest Level of Education Attained by Taxpayer**



**Home Ownership**

Owner-occupied, with mortgage	32.4%
Owner-occupied, no mortgage	9.2%
Renter-occupied	53.2%

**Receipt of Food Stamps**

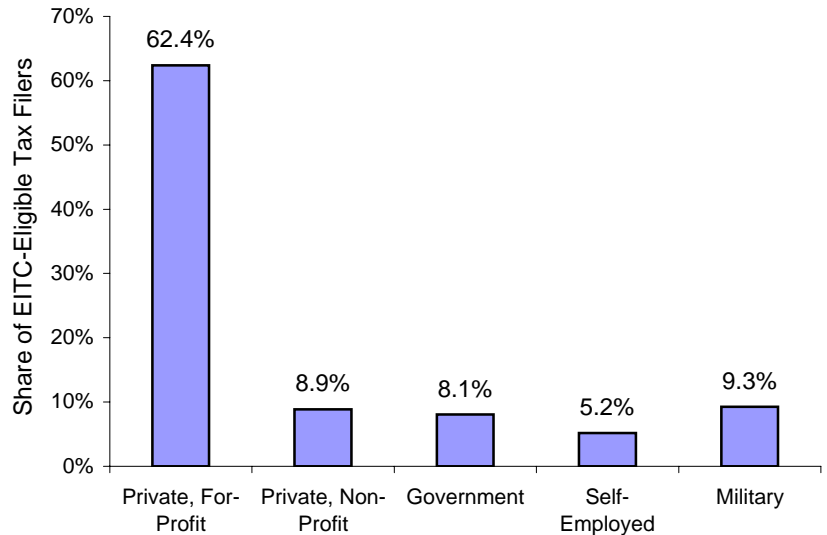
Share of tax filers in households that receive food stamps	16.5%
--	-------

**Language Spoken at Home**

English	89.9%
Other	10.1%

\* "Other" includes any language that is spoken by (a) less than 1% of taxpayers, or (b) less than 2,000 taxpayers in total.

**Sector of Work for Taxpayers**



\* Categories may not add to 100%. Remainder represents taxpayers who identified themselves as unemployed.

**Top Five Occupations**

Office Administration	19.3%
Sales	10.0%
Production/Manufacturing	8.0%
Transportation	7.4%
Education/Training	7.2%

**Top Five Industries**

Healthcare	17.5%
Retail Trade	14.9%
Manufacturing	10.4%
Accommodation/Food Services	9.1%
Education	7.6%