

CHARACTERISTICS OF EITC-ELIGIBLE TAXPAYERS, 2007

METRO AREA:

Louisville, KY-IN

The Metropolitan Policy Program at Brookings

EITC-ELIGIBLE POPULATION

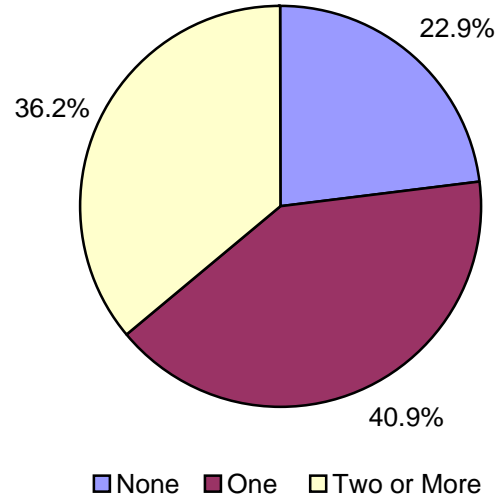
Total EITC-Eligible Tax Units	108,483	Total Population in EITC-Eligible Units	290,619
-------------------------------	---------	---	---------

EITC-ELIGIBLE FILING UNIT CHARACTERISTICS

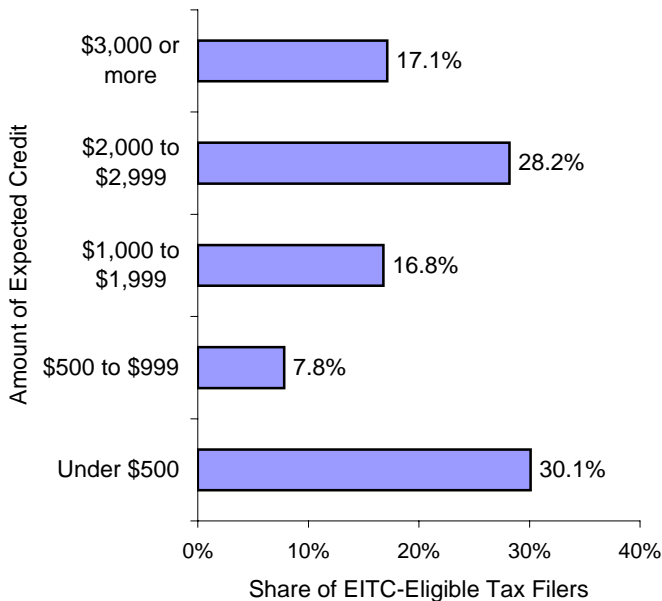
Filing Status

Married, Filing Jointly	17.4%
Head of Household	62.1%
Single	20.5%

Number of Qualifying Children



Size of Expected Earned Income Tax Credit

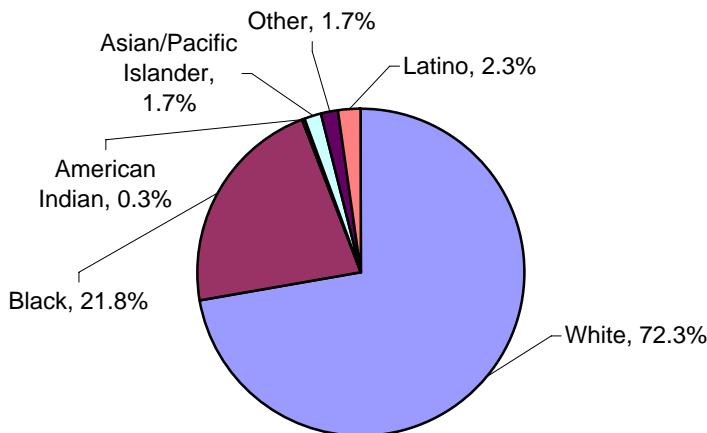


Adjusted Gross Income

\$1 to \$4,999	17.9%
\$5,000 to \$9,999	18.1%
\$10,000 to \$14,999	16.1%
\$15,000 to \$19,999	11.5%
\$20,000 to \$24,999	12.5%
\$25,000 to \$29,999	10.1%
\$30,000 to \$39,999	13.8%

EITC-ELIGIBLE TAX FILER CHARACTERISTICS

Race and Ethnicity of Taxpayer

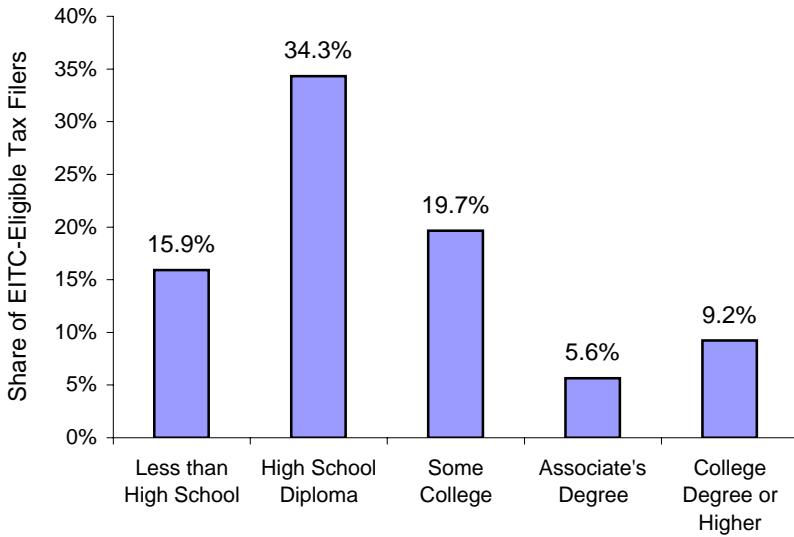


Age of Taxpayer

Under 25 years	15.2%
25 to 34 years	29.2%
35 to 44 years	24.2%
45 to 54 years	16.0%
55 years and over	15.3%

EITC-ELIGIBLE TAX FILER CHARACTERISTICS (CONTINUED)

Highest Level of Education Attained by Taxpayer



Home Ownership

Owner-occupied, with mortgage	35.5%
Owner-occupied, no mortgage	12.2%
Renter-occupied	50.9%

Receipt of Food Stamps

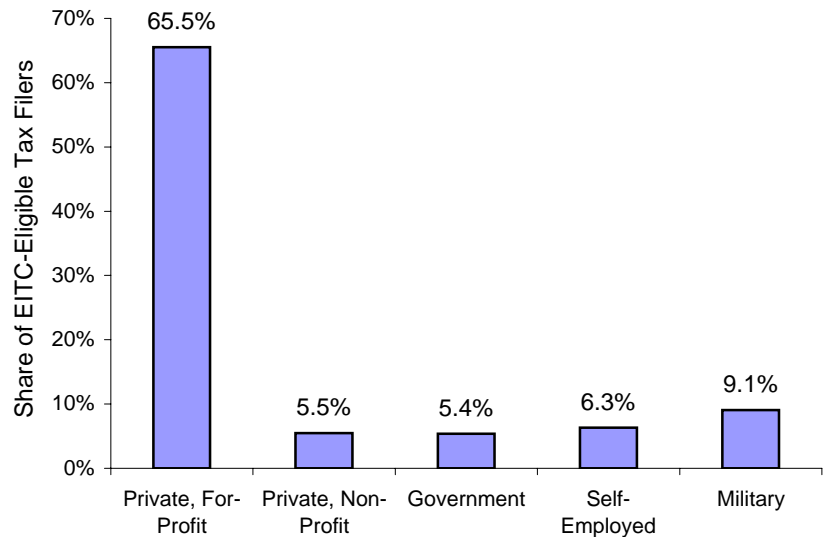
Share of tax filers in households that receive food stamps	25.9%
--	-------

Language Spoken at Home

English	94.2%
Spanish	2.5%
Other	3.3%

* "Other" includes any language that is spoken by (a) less than 1% of taxpayers, or (b) less than 2,000 taxpayers in total.

Sector of Work for Taxpayers



* Categories may not add to 100%. Remainder represents taxpayers who identified themselves as unemployed.

Top Five Occupations

Office Administration	15.5%
Transportation	10.6%
Food Preparation	10.0%
Sales	9.8%
Production/Manufacturing	8.9%

Top Five Industries

Retail Trade	13.1%
Accommodation/Food Services	11.7%
Manufacturing	11.1%
Healthcare	9.3%
Administrative Services	7.6%