

CHARACTERISTICS OF EITC-ELIGIBLE TAXPAYERS, 2007

METRO AREA:

Los Angeles-Long Beach-Santa Ana, CA

The Metropolitan Policy Program at Brookings

EITC-ELIGIBLE POPULATION

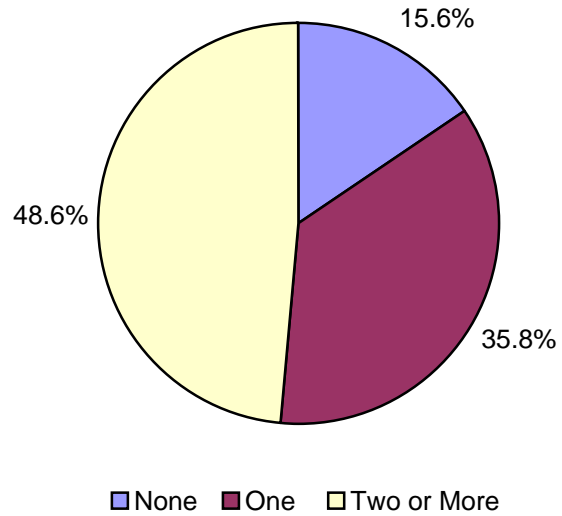
Total EITC-Eligible Tax Units 997,569 Total Population in EITC-Eligible Units 3,456,002

EITC-ELIGIBLE FILING UNIT CHARACTERISTICS

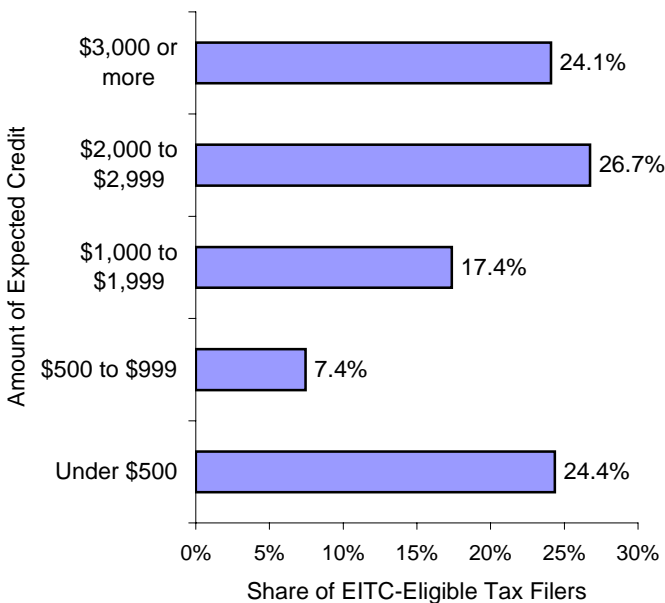
Filing Status

Married, Filing Jointly 34.5%
 Head of Household 51.9%
 Single 13.6%

Number of Qualifying Children



Size of Expected Earned Income Tax Credit

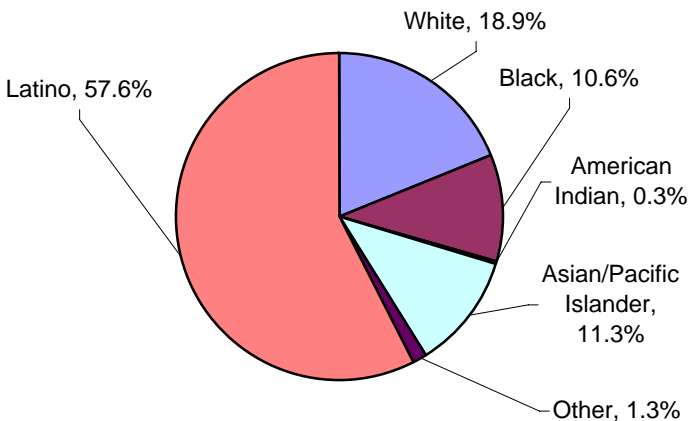


Adjusted Gross Income

\$1 to \$4,999 13.7%
 \$5,000 to \$9,999 13.7%
 \$10,000 to \$14,999 16.9%
 \$15,000 to \$19,999 12.4%
 \$20,000 to \$24,999 14.0%
 \$25,000 to \$29,999 12.0%
 \$30,000 to \$39,999 17.3%

EITC-ELIGIBLE TAX FILER CHARACTERISTICS

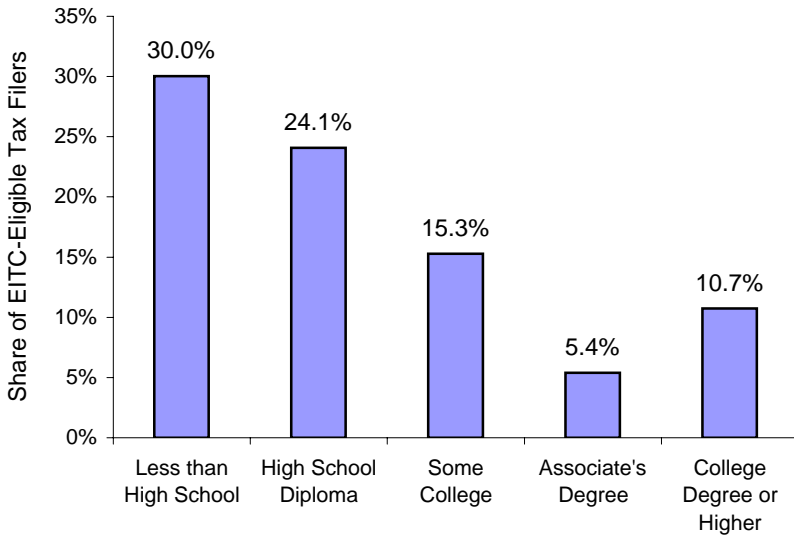
Race and Ethnicity of Taxpayer



Age of Taxpayer

Under 25 years 14.5%
 25 to 34 years 26.1%
 35 to 44 years 26.0%
 45 to 54 years 18.7%
 55 years and over 14.8%

Highest Level of Education Attained by Taxpayer



Home Ownership

Owner-occupied, with mortgage	33.6%
Owner-occupied, no mortgage	6.9%
Renter-occupied	57.9%

Receipt of Food Stamps

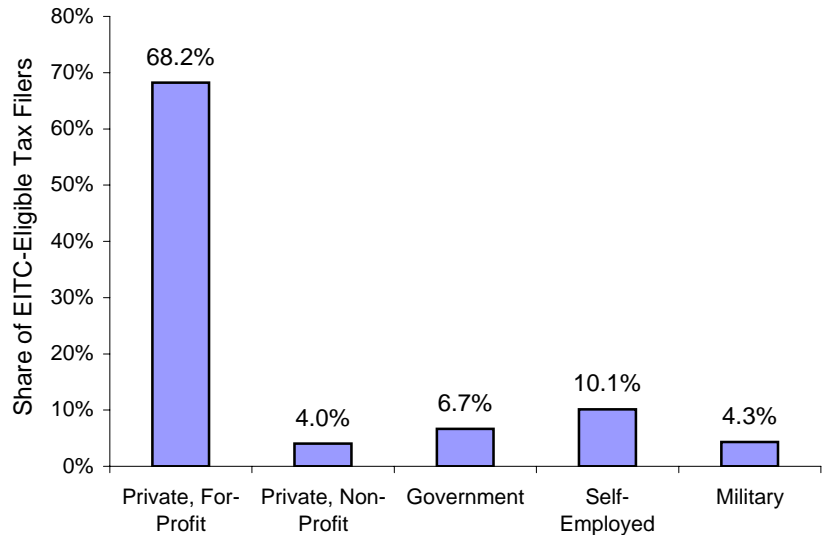
Share of tax filers in households that receive food stamps	11.1%
------------------------------------------------------------	-------

Language Spoken at Home

English	34.9%
Spanish	51.2%
Vietnamese	2.4%
Tagalog	1.7%
Chinese	1.5%
Armenian	1.2%
Korean	1.2%
Other	5.9%

* "Other" includes any language that is spoken by (a) less than 1% of taxpayers, or (b) less than 2,000 taxpayers in total.

Sector of Work for Taxpayers



* Categories may not add to 100%. Remainder represents taxpayers who identified themselves as unemployed.

Top Five Occupations

Office Administration	15.2%
Sales	9.8%
Production/Manufacturing	9.5%
Transportation	8.1%
Construction/Mining	7.7%

Top Five Industries

Manufacturing	11.6%
Retail Trade	11.3%
Healthcare	10.1%
Construction	8.6%
Accommodation/Food Services	7.9%