

CHARACTERISTICS OF EITC-ELIGIBLE TAXPAYERS, 2007

STATE:

Illinois

The Metropolitan Policy Program at Brookings

EITC-ELIGIBLE POPULATION

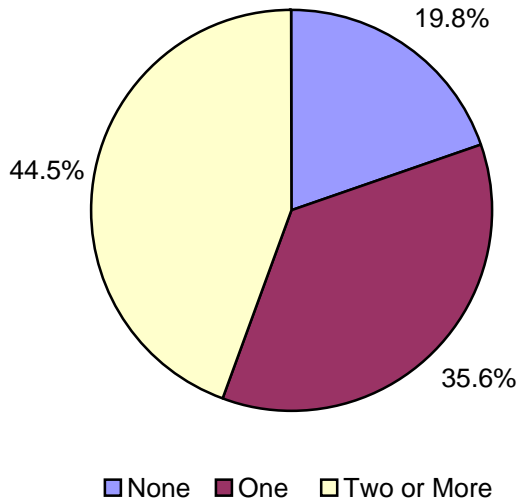
Total EITC-Eligible Tax Units 970,985 Total Population in EITC-Eligible Units 3,012,180

EITC-ELIGIBLE FILING UNIT CHARACTERISTICS

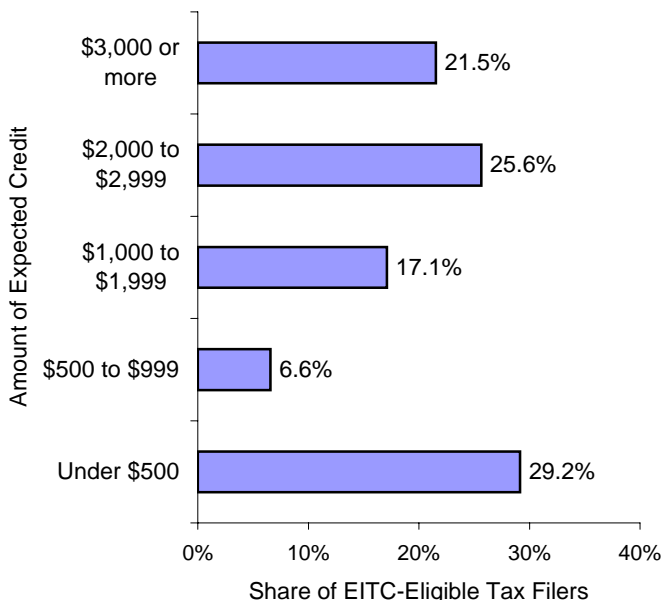
Filing Status

Married, Filing Jointly 23.6%
 Head of Household 58.7%
 Single 17.7%

Number of Qualifying Children



Size of Expected Earned Income Tax Credit

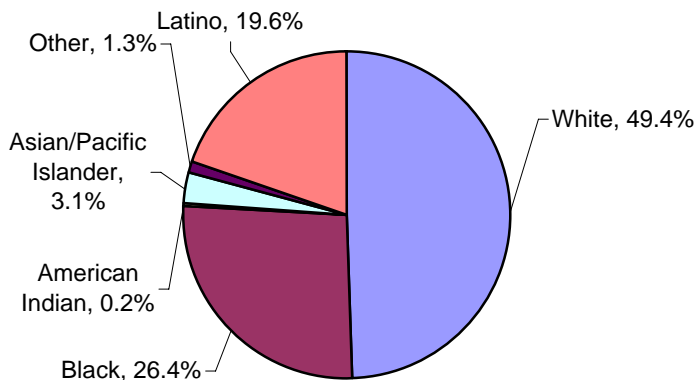


Adjusted Gross Income

\$1 to \$4,999 17.3%
 \$5,000 to \$9,999 17.3%
 \$10,000 to \$14,999 15.9%
 \$15,000 to \$19,999 11.2%
 \$20,000 to \$24,999 12.2%
 \$25,000 to \$29,999 11.3%
 \$30,000 to \$39,999 14.8%

EITC-ELIGIBLE TAX FILER CHARACTERISTICS

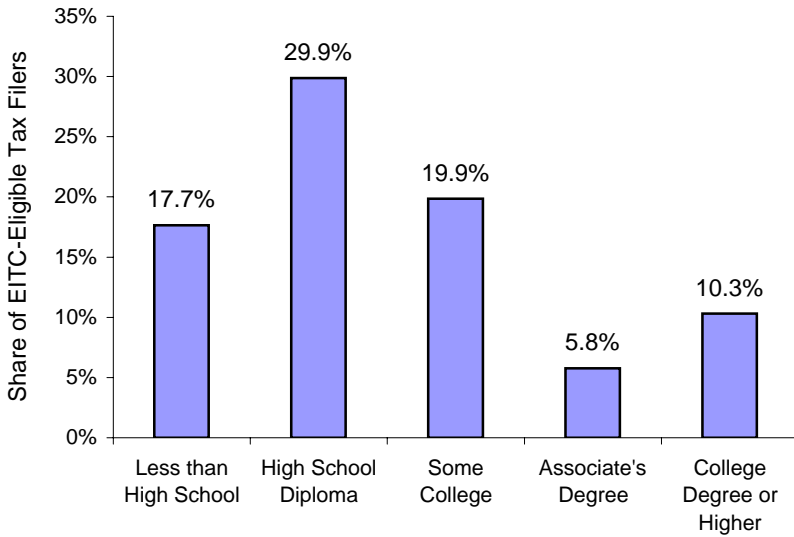
Race and Ethnicity of Taxpayer



Age of Taxpayer

Under 25 years 16.6%
 25 to 34 years 31.0%
 35 to 44 years 23.0%
 45 to 54 years 16.2%
 55 years and over 13.3%

Highest Level of Education Attained by Taxpayer



Home Ownership

Owner-occupied, with mortgage	40.9%
Owner-occupied, no mortgage	11.3%
Renter-occupied	45.5%

Receipt of Food Stamps

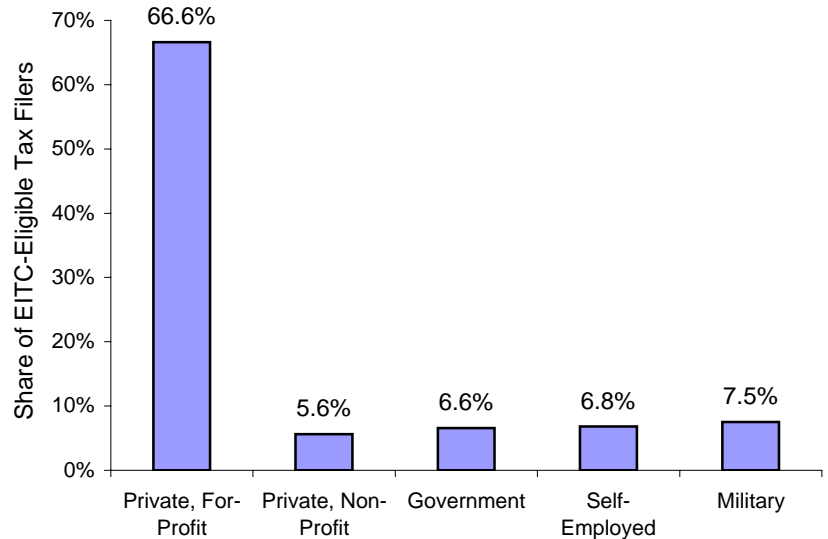
Share of tax filers in households that receive food stamps	26.7%
--	-------

Language Spoken at Home

English	75.4%
Spanish	17.5%
Polish	1.3%
Other	5.8%

* "Other" includes any language that is spoken by (a) less than 1% of taxpayers, or (b) less than 2,000 taxpayers in total.

Sector of Work for Taxpayers



* Categories may not add to 100%. Remainder represents taxpayers who identified themselves as unemployed.

Top Five Occupations

Office Administration	14.5%
Sales	10.6%
Transportation	9.9%
Production/Manufacturing	8.9%
Food Preparation	8.1%

Top Five Industries

Healthcare	12.2%
Retail Trade	12.0%
Manufacturing	11.4%
Accommodation/Food Services	10.3%
Construction	7.7%