

CHARACTERISTICS OF EITC-ELIGIBLE TAXPAYERS, 2007

STATE:

Idaho

The Metropolitan Policy Program at Brookings

EITC-ELIGIBLE POPULATION

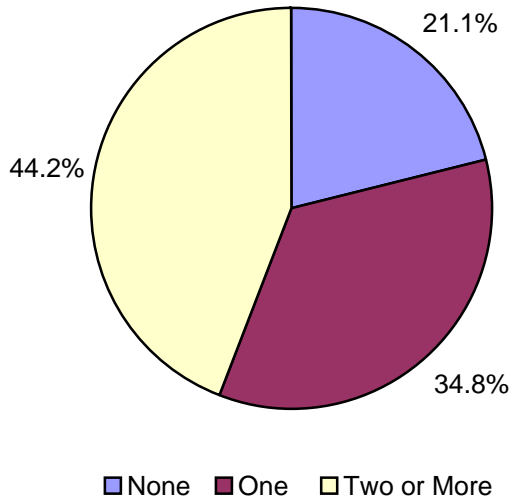
Total EITC-Eligible Tax Units 126,819 Total Population in EITC-Eligible Units 390,100

EITC-ELIGIBLE FILING UNIT CHARACTERISTICS

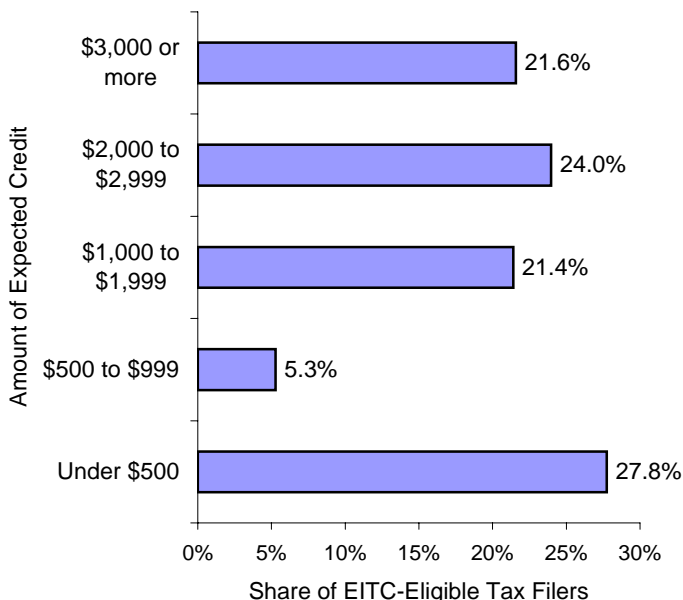
Filing Status

Married, Filing Jointly 35.5%
 Head of Household 46.8%
 Single 17.7%

Number of Qualifying Children



Size of Expected Earned Income Tax Credit

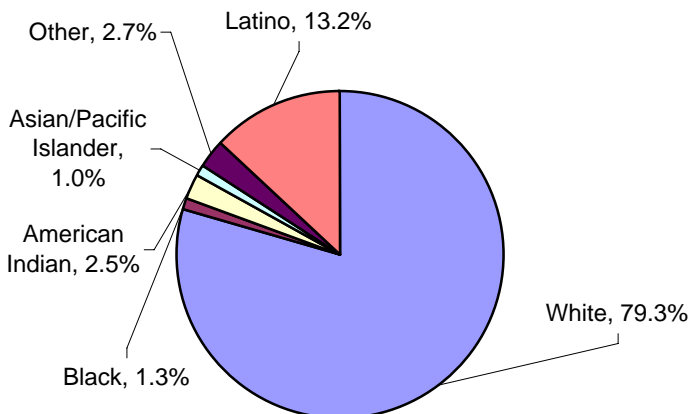


Adjusted Gross Income

\$1 to \$4,999 16.6%
 \$5,000 to \$9,999 14.9%
 \$10,000 to \$14,999 14.6%
 \$15,000 to \$19,999 11.0%
 \$20,000 to \$24,999 16.5%
 \$25,000 to \$29,999 12.1%
 \$30,000 to \$39,999 14.3%

EITC-ELIGIBLE TAX FILER CHARACTERISTICS

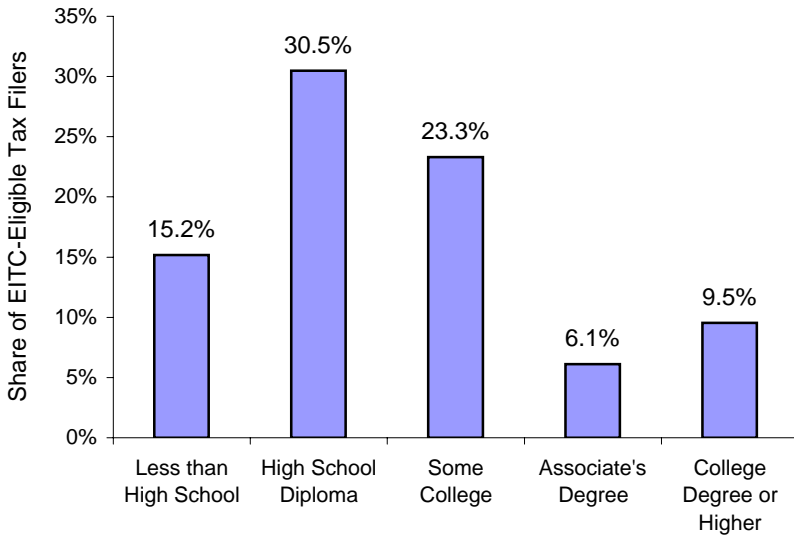
Race and Ethnicity of Taxpayer



Age of Taxpayer

Under 25 years 15.4%
 25 to 34 years 33.7%
 35 to 44 years 21.7%
 45 to 54 years 18.0%
 55 years and over 11.2%

Highest Level of Education Attained by Taxpayer



Home Ownership

Owner-occupied, with mortgage	39.0%
Owner-occupied, no mortgage	11.6%
Renter-occupied	47.0%

Receipt of Food Stamps

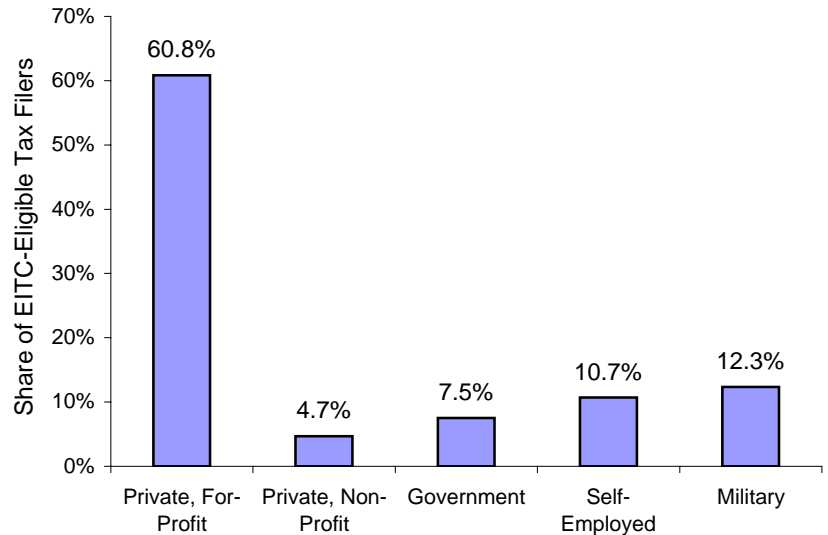
Share of tax filers in households that receive food stamps	20.2%
--	-------

Language Spoken at Home

English	84.4%
Spanish	12.0%
Other	3.6%

* "Other" includes any language that is spoken by (a) less than 1% of taxpayers, or (b) less than 2,000 taxpayers in total.

Sector of Work for Taxpayers



* Categories may not add to 100%. Remainder represents taxpayers who identified themselves as unemployed.

Top Five Occupations

Sales	12.2%
Construction/Mining	11.7%
Office Administration	9.8%
Transportation	8.6%
Production/Manufacturing	7.9%

Top Five Industries

Construction	13.3%
Retail Trade	13.0%
Manufacturing	9.7%
Healthcare	8.5%
Accommodation/Food Services	7.3%