

CHARACTERISTICS OF EITC-ELIGIBLE TAXPAYERS, 2007

STATE:

Hawaii

The Metropolitan Policy Program at Brookings

EITC-ELIGIBLE POPULATION

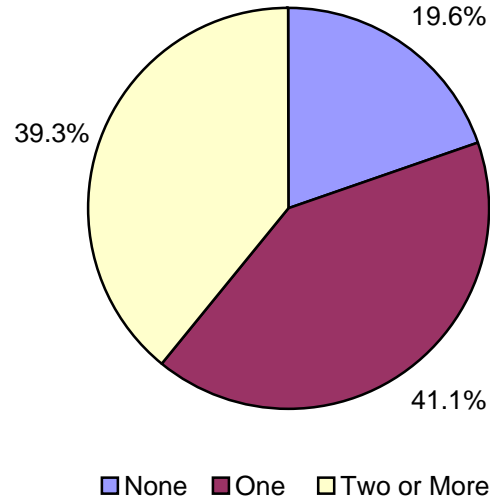
Total EITC-Eligible Tax Units	96,802	Total Population in EITC-Eligible Units	310,368
-------------------------------	--------	---	---------

EITC-ELIGIBLE FILING UNIT CHARACTERISTICS

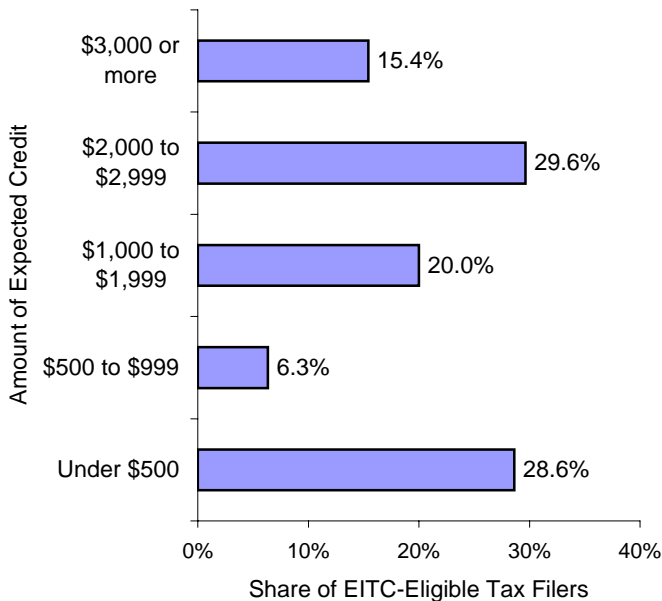
Filing Status

Married, Filing Jointly	23.4%
Head of Household	60.1%
Single	16.5%

Number of Qualifying Children



Size of Expected Earned Income Tax Credit

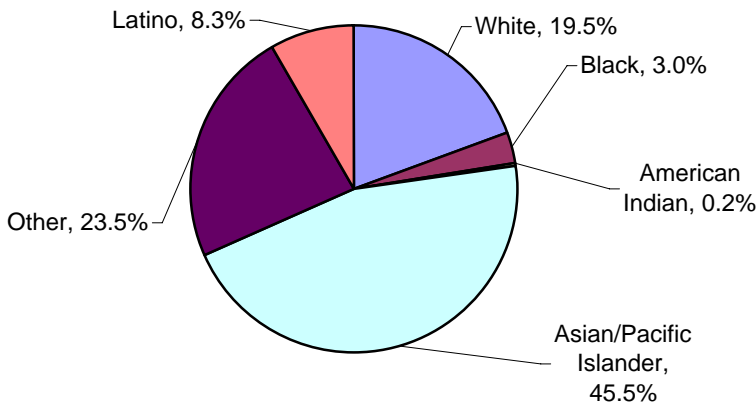


Adjusted Gross Income

\$1 to \$4,999	16.5%
\$5,000 to \$9,999	16.7%
\$10,000 to \$14,999	14.3%
\$15,000 to \$19,999	10.5%
\$20,000 to \$24,999	12.8%
\$25,000 to \$29,999	12.8%
\$30,000 to \$39,999	16.3%

EITC-ELIGIBLE TAX FILER CHARACTERISTICS

Race and Ethnicity of Taxpayer

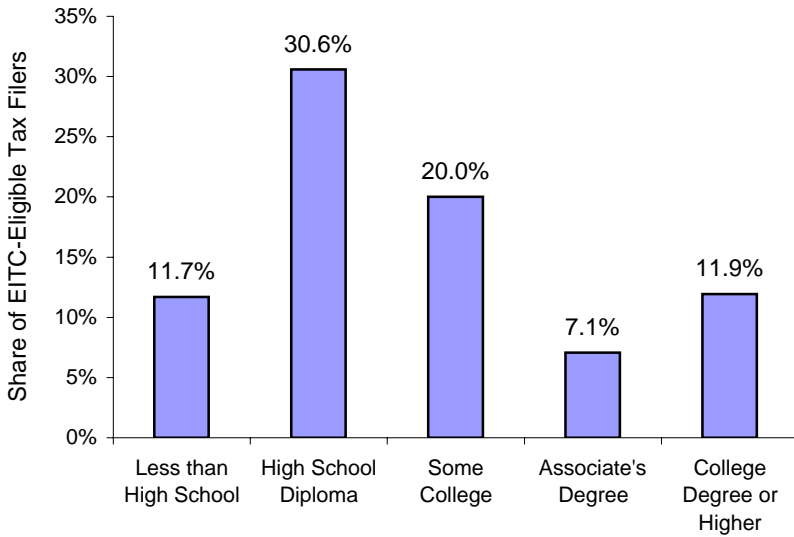


Age of Taxpayer

Under 25 years	18.7%
25 to 34 years	28.7%
35 to 44 years	18.3%
45 to 54 years	15.7%
55 years and over	18.6%

EITC-ELIGIBLE TAX FILER CHARACTERISTICS (CONTINUED)

Highest Level of Education Attained by Taxpayer



Home Ownership

Owner-occupied, with mortgage	36.0%
Owner-occupied, no mortgage	12.3%
Renter-occupied	47.8%

Receipt of Food Stamps

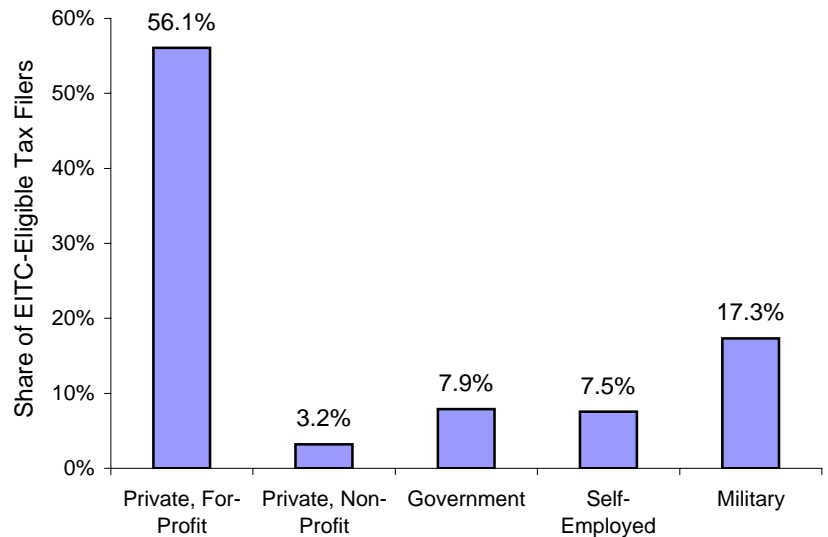
Share of tax filers in households that receive food stamps	14.1%
--	-------

Language Spoken at Home

English	74.1%
Tagalog	4.9%
Ilocano	4.1%
Japanese	2.5%
Hawaiian	2.1%
Other	12.3%

* "Other" includes any language that is spoken by (a) less than 1% of taxpayers, or (b) less than 2,000 taxpayers in total.

Sector of Work for Taxpayers



* Categories may not add to 100%. Remainder represents taxpayers who identified themselves as unemployed.

Top Five Occupations

Office Administration	15.1%
Sales	10.3%
Food Preparation	9.6%
Transportation	8.4%
Maintenance	7.9%

Top Five Industries

Accommodation/Food Services	13.5%
Retail Trade	11.2%
Administrative Services	7.7%
Public Administration	7.3%
Healthcare	6.9%